

**TENDER DRAWINGS
BLOCK-A
FACULTY RESIDENTIAL BLOCK
G.I.K INSTITUTE, TOPI**



ARCHITECTURAL DRAWINGS



BAYAR ASSOCIATES

Architects, Engineers And Planners

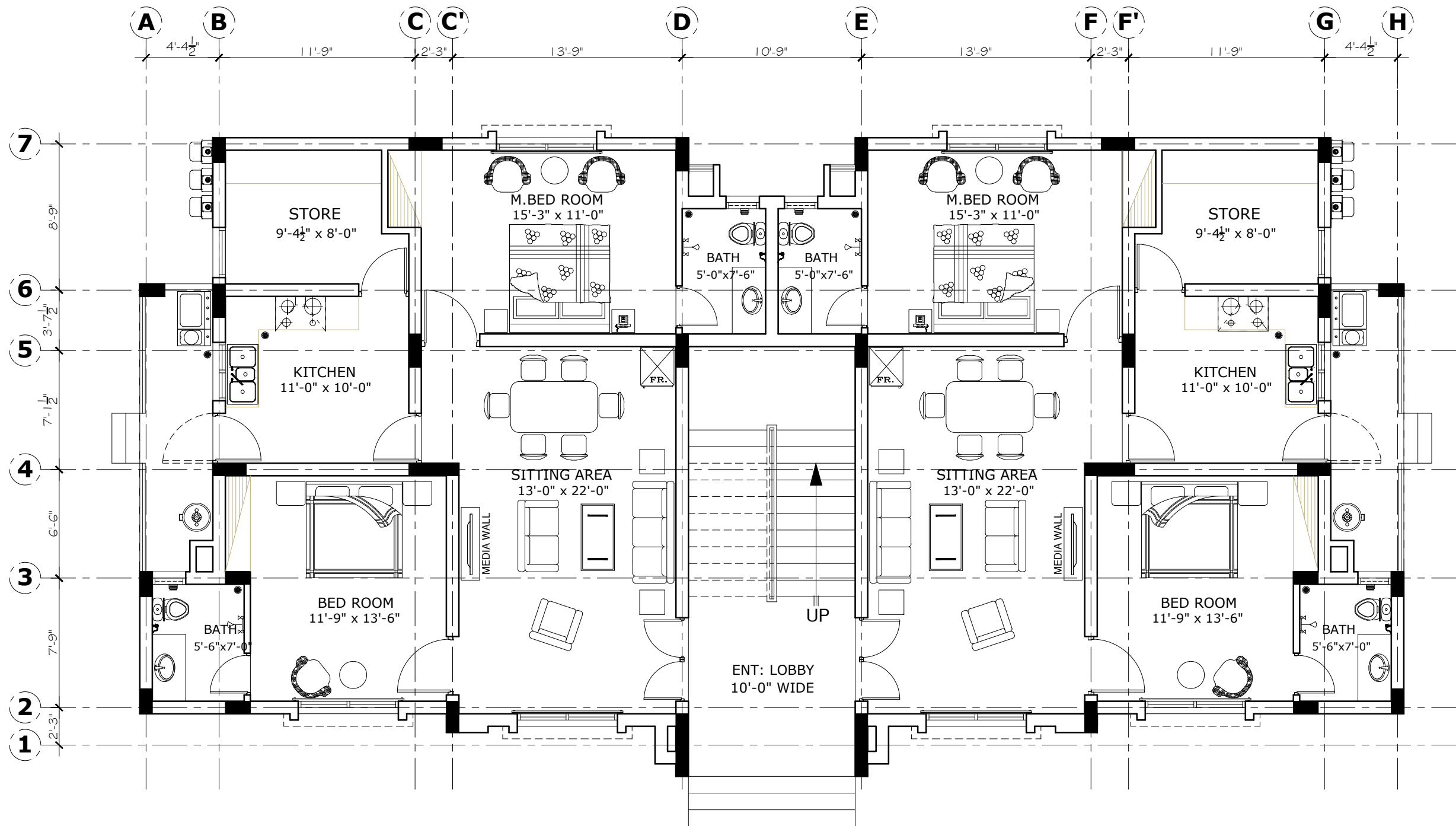
OFF.NO 85 2ND FLOOR, MOBEE PLAZA

HAIDER ROAD , RAWALPINDI .

PH: 051-5110725, 051-5876126

MOBILE: 0301-5555375

E-MAIL: bayarassociates@yahoo.com



GROUND FLOOR PLAN

Project Title:-
FACULTY RESIDENTIAL BLOCK

Client:-
G.I.K INSTITUTE, TOPI

REVISION		
S.NO	DATE	DESCRIPTION

Designed By:-
Bayar Khizar

Drawn By:-
Ehsan

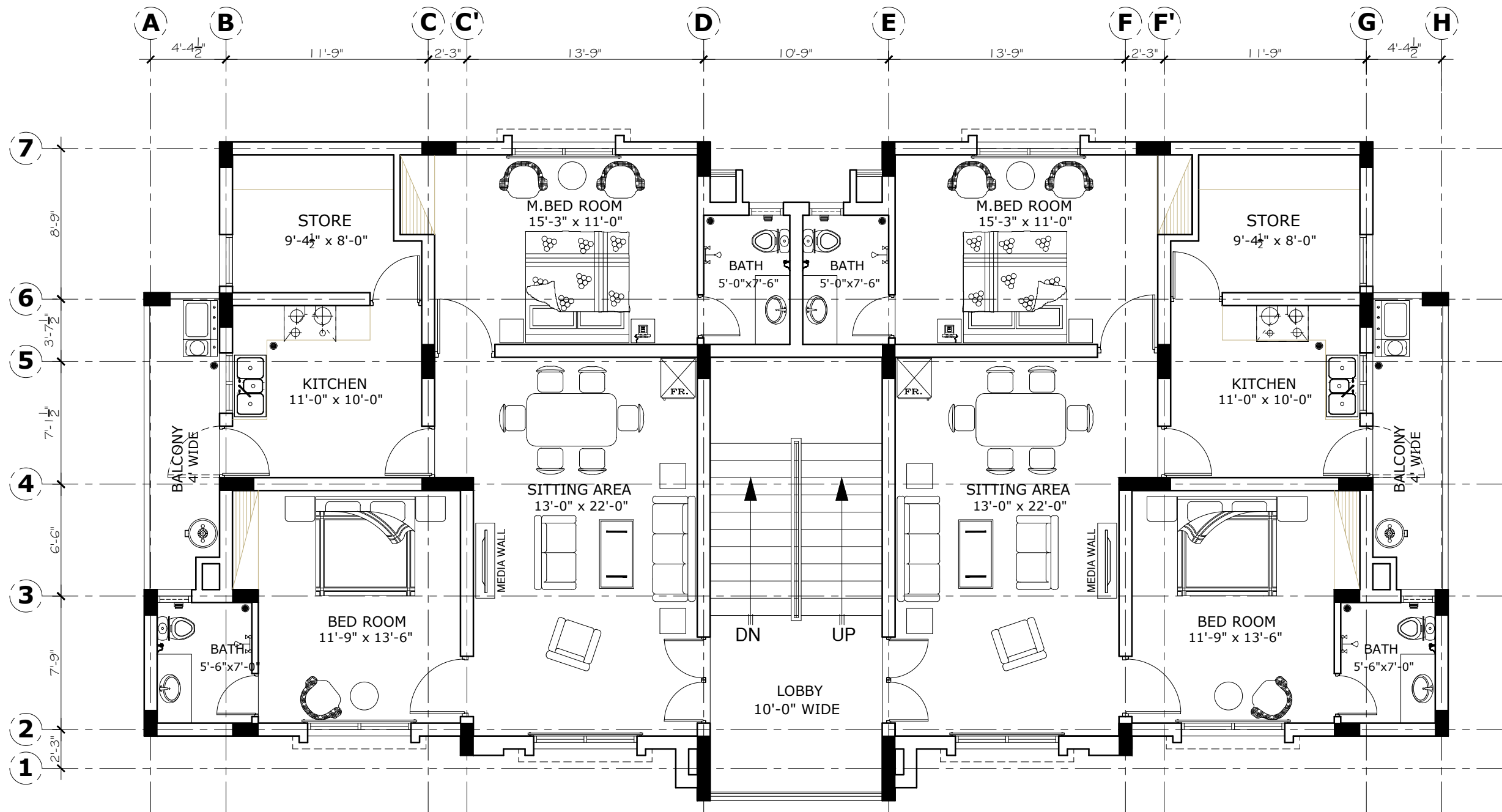
Scale:-
As Shown

Drawing Title:-
FURNITURE LAYOUT

Date:-16-12-2025
Drg.No : **A-01**



BAYAR ASSOCIATES
Architects, Engineers And Planners
OFF.NO 85 2ND FLOOR, MOBEE PLAZA
HAIDER ROAD , RAWALPINDI .
PH: 051-5110725, 051-5876126
MOBILE: 0301-5555375
E-MAIL: bayarassociates@yahoo.com



FIRST FLOOR PLAN

Project Title:-
FACULTY RESIDENTIAL BLOCK

Client:-
G.I.K INSTITUTE, TOPI

REVISION		
S.NO	DATE	DESCRIPTION

Designed By:-
Bayar Khizar

Drawn By:-
Ehsan

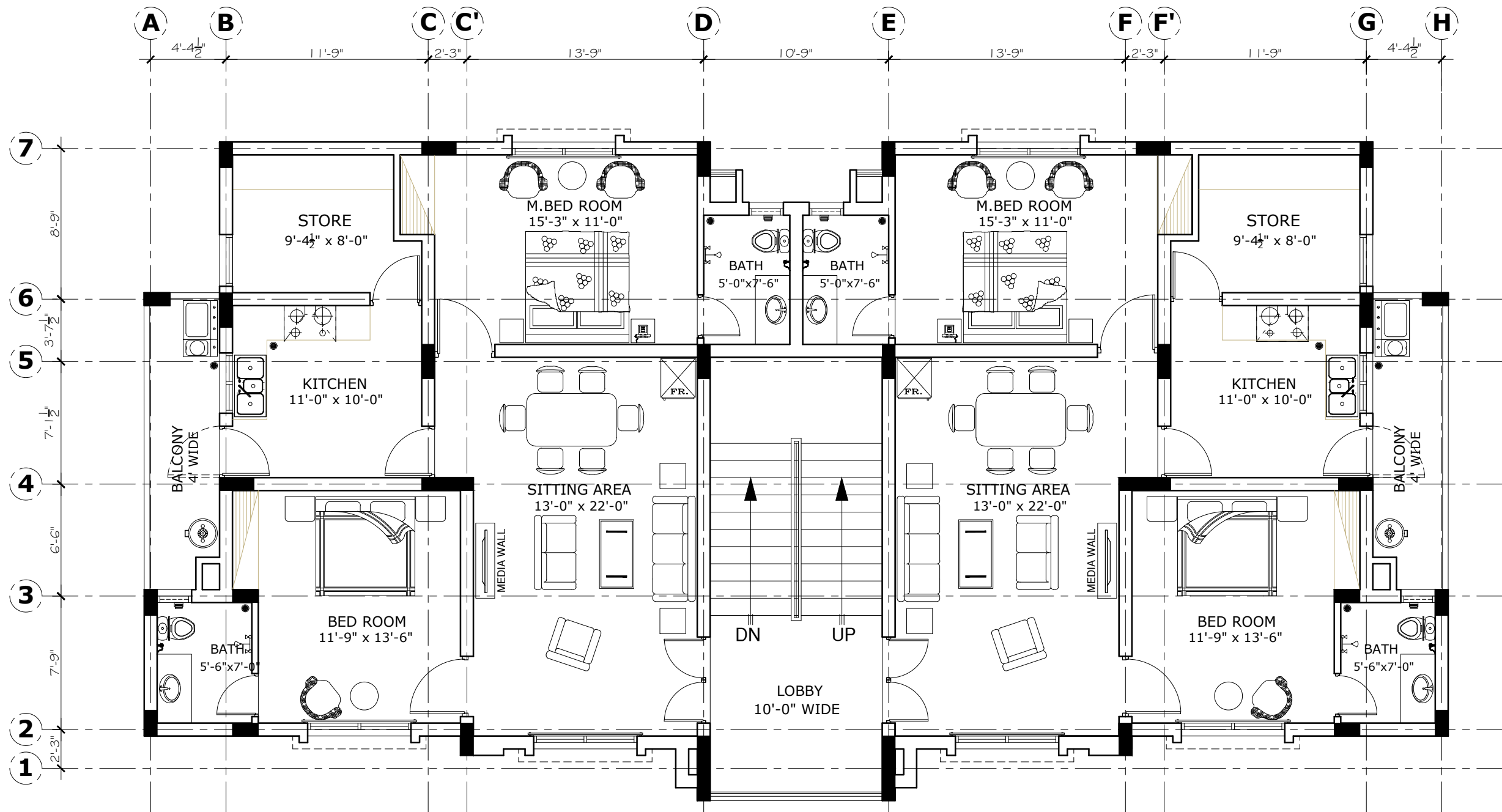
Scale:-
As Shown

Drawing Title:-
FURNITURE LAYOUT

Date:-16-12-2025
Drg.No : **A-02**



BAYAR ASSOCIATES
Architects, Engineers And Planners
OFF.NO 85 2ND FLOOR, MOBEE PLAZA
HAIDER ROAD , RAWALPINDI .
PH: 051-5110725, 051-5876126
MOBILE: 0301-5555375
E-MAIL: bayarassociates@yahoo.com



SECOND FLOOR PLAN

Project Title:-
FACULTY RESIDENTIAL BLOCK

Client:-
G.I.K INSTITUTE, TOPI

REVISION		
S.NO	DATE	DESCRIPTION


Designed By:-
Bayar Khizar

Drawn By:-
Ehsan

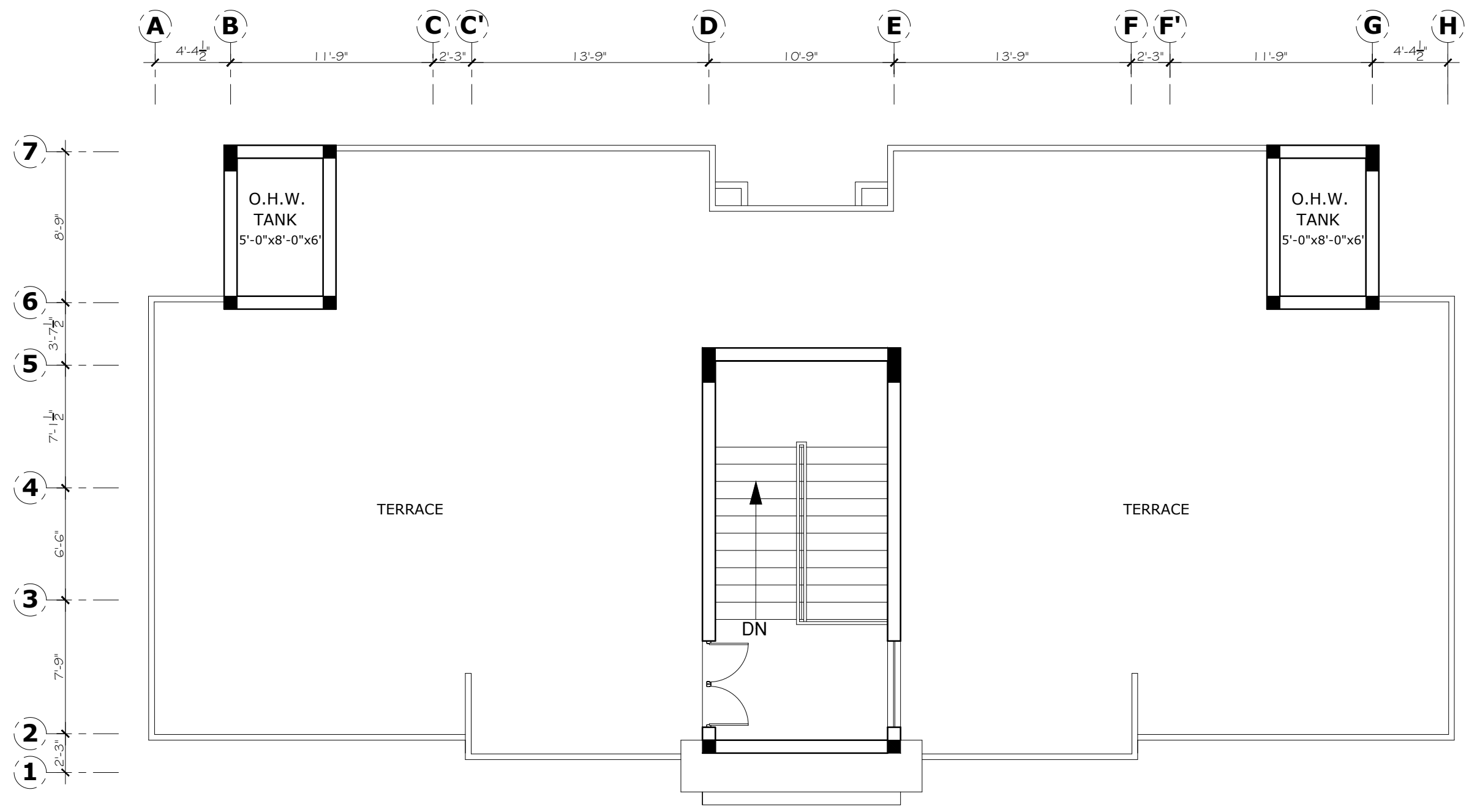
Scale:-
As Shown

Drawing Title:-
FURNITURE LAYOUT

Date:-16-12-2025
Drg.No : **A-03**



BAYAR ASSOCIATES
Architects, Engineers And Planners
OFF.NO 85 2ND FLOOR, MOBEE PLAZA
HAIDER ROAD , RAWALPINDI .
PH: 051-5110725, 051-5876126
MOBILE: 0301-5555375
E-MAIL: bayarassociates@yahoo.com



TOP FLOOR PLAN

Project Title:-
FACULTY RESIDENTIAL BLOCK

REVISION		
S.NO	DATE	DESCRIPTION

Designed By:-
Bayar Khizar

Drawn By:-
Ehsan

Scale:-
As Shown

Drawing Title:-
FURNITURE LAYOUT

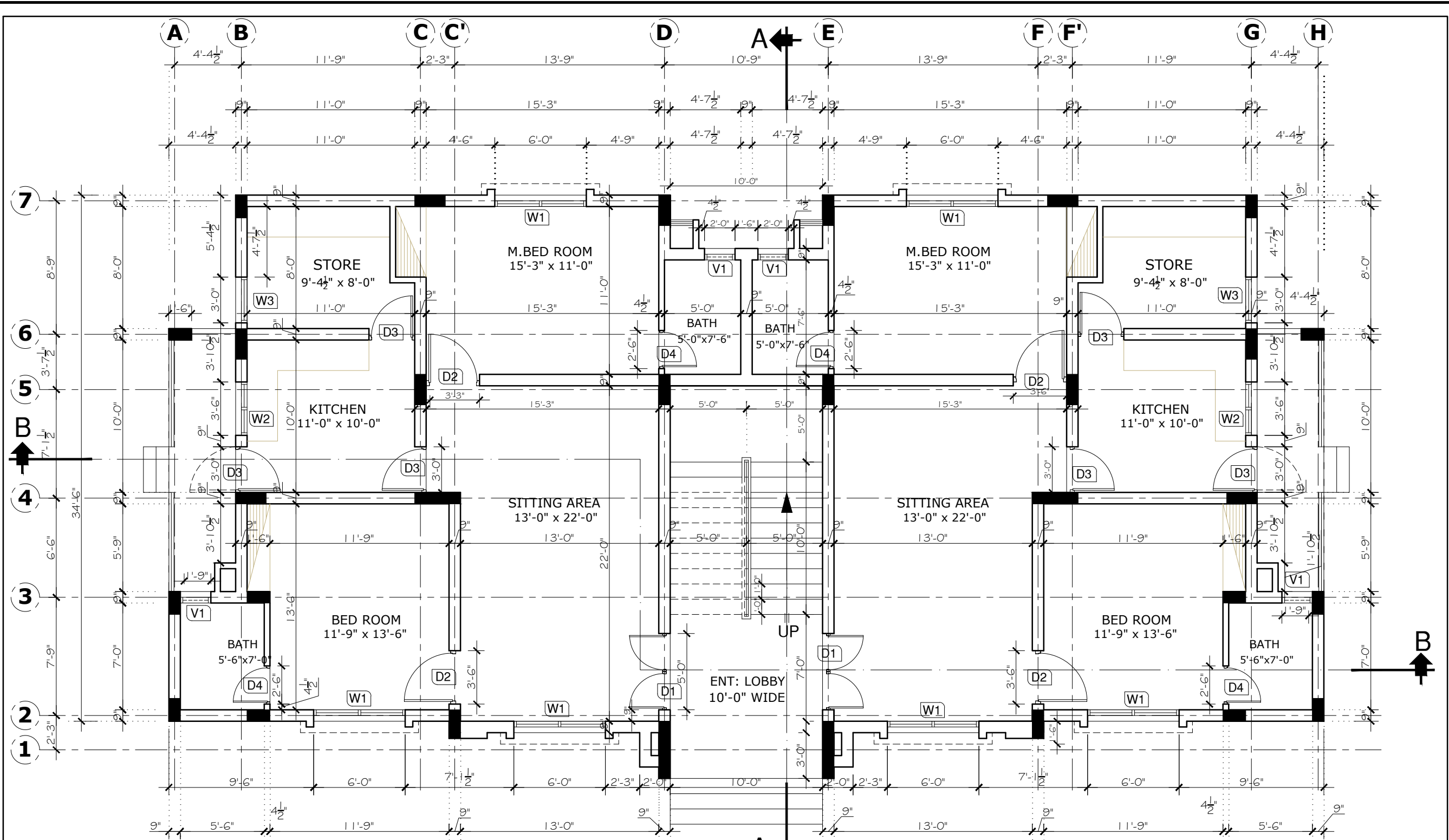
Client:-
G.I.K INSTITUTE, TOPI

Date:-16-12-2025

Drg.No : **A-04**



BAYAR ASSOCIATES
Architects, Engineers And Planners
OFF.NO 85 2ND FLOOR, MOBEE PLAZA
HAIDER ROAD , RAWALPINDI .
PH: 051-5110725, 051-5876126
MOBILE: 0301-5555375
E-MAIL: bayarassociates@yahoo.com



GROUND FLOOR PLAN

Project Title:-
FACULTY RESIDENTIAL BLOCK

Client:-
G.I.K INSTITUTE, TOPI

REVISION		
S.NO	DATE	DESCRIPTION

Designed By:-
Bayar Khizar


Drawn By:-
Ehsan

Scale:-
 As Shown

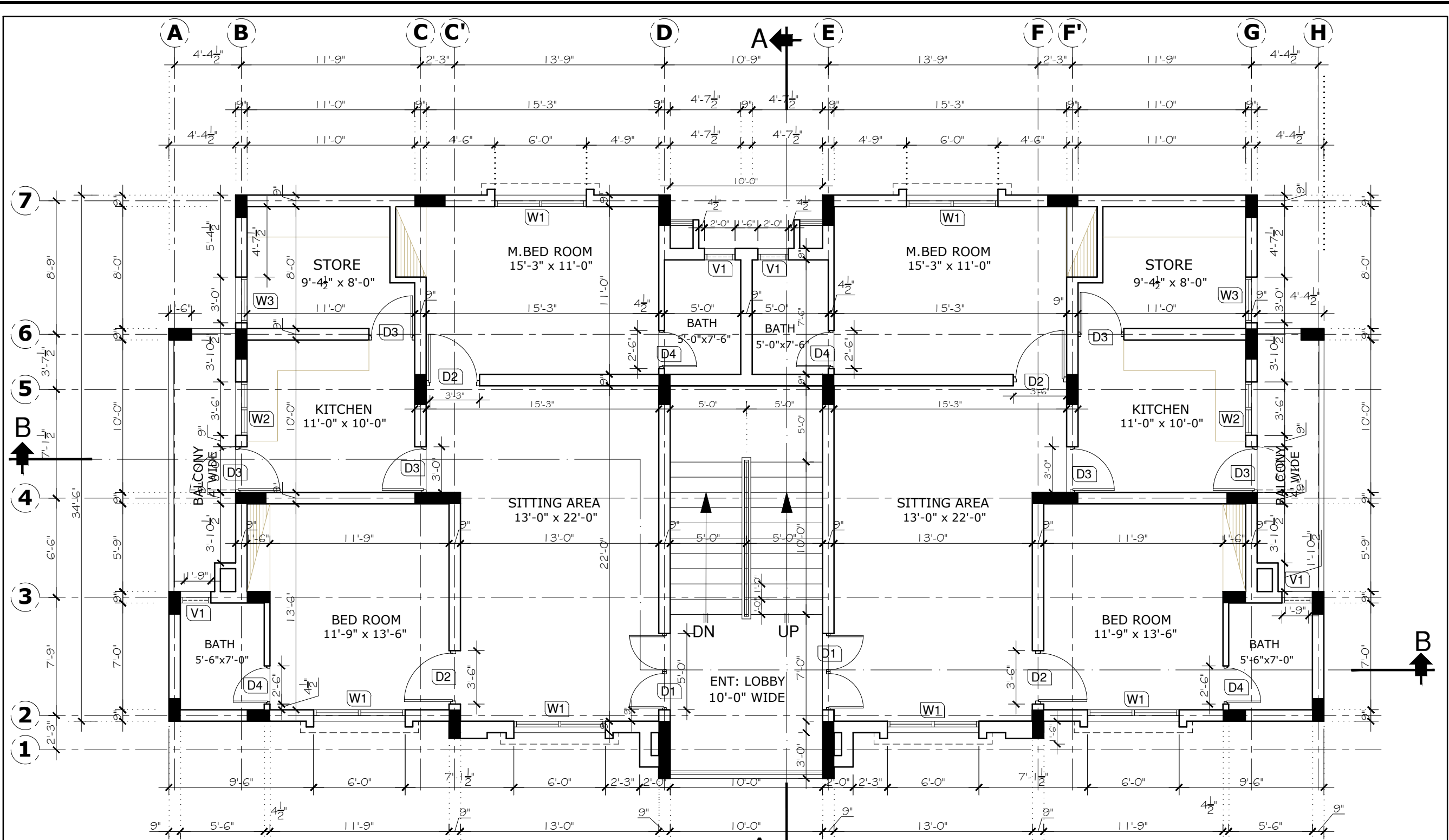
Drawing Title:-
DIMENSION LAYOUT

Date:-16-12-2025

Drg.No : **A-05**



BAYAR ASSOCIATES
 Architects, Engineers And Planners
 OFF.NO 85 2ND FLOOR, MOBEE PLAZA
 HAIDER ROAD , RAWALPINDI .
 PH: 051-5110725, 051-5876126
 MOBILE: 0301-5555375
 E-MAIL: bayarassociates@yahoo.com



FIRST FLOOR PLAN

Project Title:-
FACULTY RESIDENTIAL BLOCK

Client:-
G.I.K INSTITUTE, TOPI

REVISION		
S.NO	DATE	DESCRIPTION

Designed By:-
Bayar Khizar

Drawn By:-
Ehsan

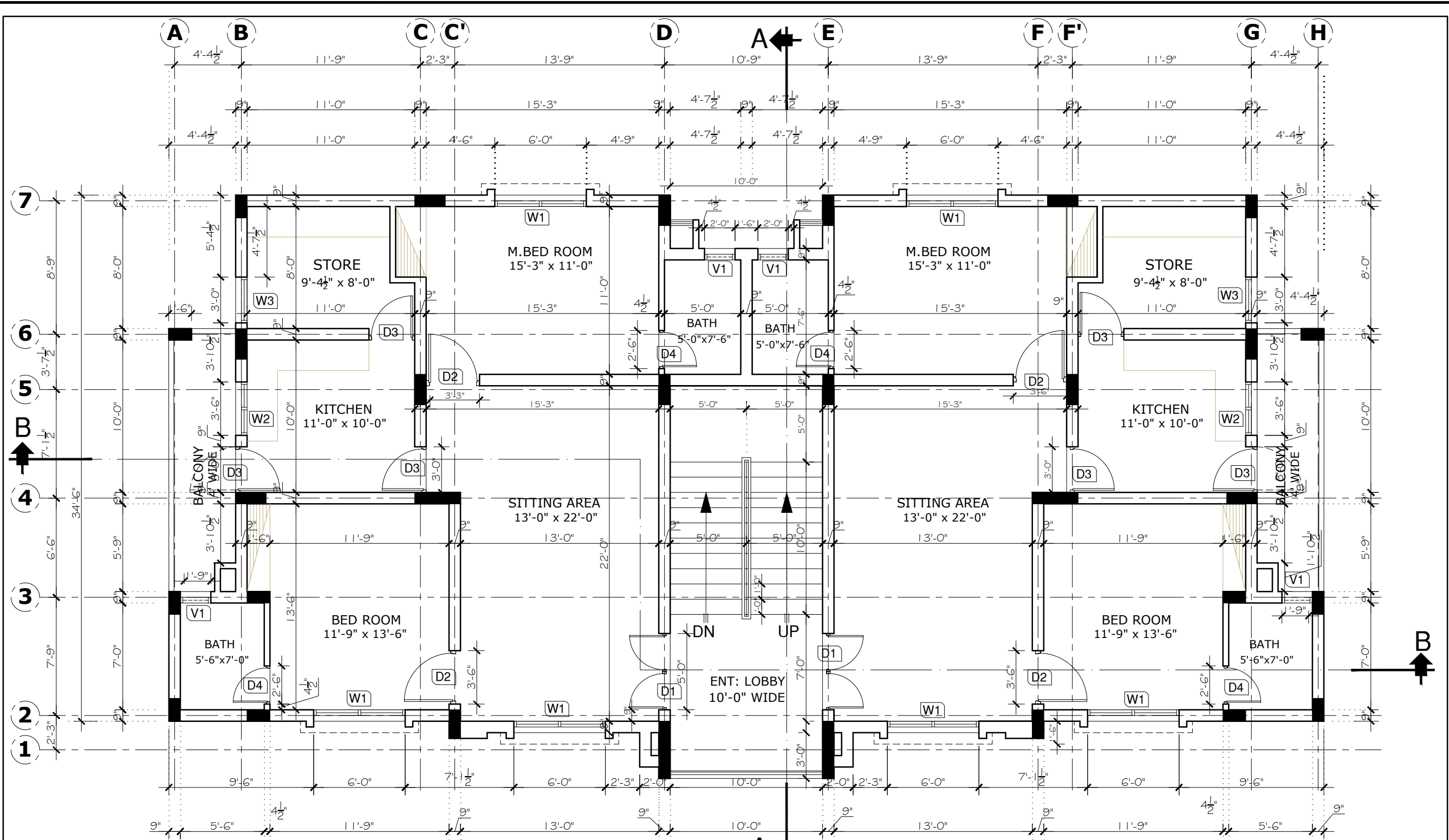
Scale:-
As Shown

Drawing Title:-
DIMENSION LAYOUT

Date:-16-12-2025

Drg.No : **A-06**

BAYAR ASSOCIATES
Architects, Engineers And Planners
OFF.NO 85 2ND FLOOR, MOBEE PLAZA
HAIDER ROAD , RAWALPINDI .
PH: 051-5110725, 051-5876126
MOBILE: 0301-5555375
E-MAIL: bayarassociates@yahoo.com



SECOND FLOOR PLAN

Project Title:-
FACULTY RESIDENTIAL BLOCK

Client:-
G.I.K INSTITUTE, TOPI

REVISION		
S.NO	DATE	DESCRIPTION

Designed By:-
Bayar Khizar

Drawn By:-
Ehsan

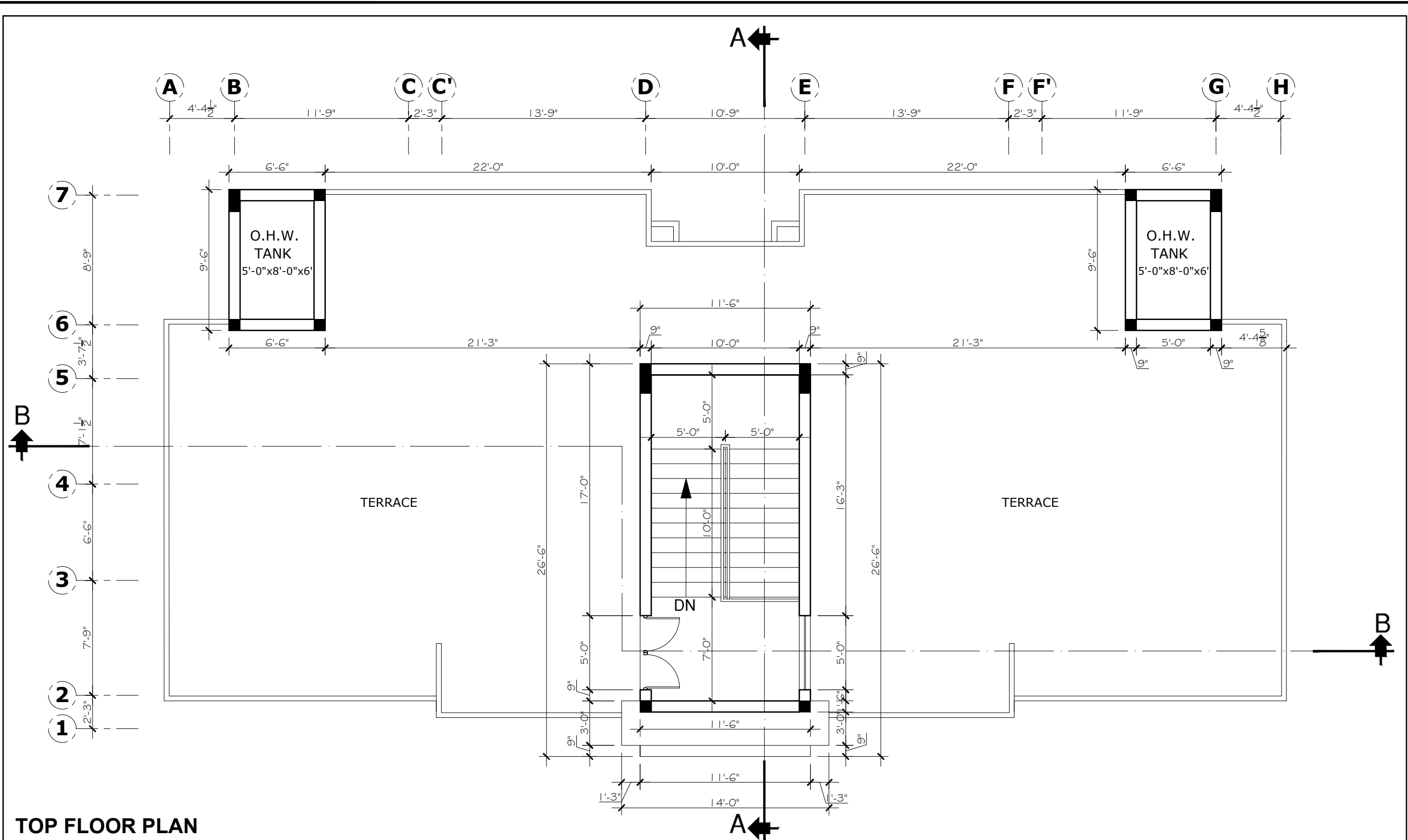
Scale:-
 As Shown

Drawing Title:-
DIMENSION LAYOUT

Date:-16-12-2025

Drg.No : **A-07**

BAYAR ASSOCIATES
 Architects, Engineers And Planners
 OFF.NO 85 2ND FLOOR, MOBEE PLAZA
 HAIDER ROAD , RAWALPINDI .
 PH: 051-5110725, 051-5876126
 MOBILE: 0301-5555375
 E-MAIL: bayarassociates@yahoo.com



TOP FLOOR PLAN

Project Title:-
FACULTY RESIDENTIAL BLOCK

Client:-
G.I.K INSTITUTE, TOPI

REVISION		
S.NO	DATE	DESCRIPTION

Designed By:-
Bayar Khizar

Drawn By:-
Ehsan

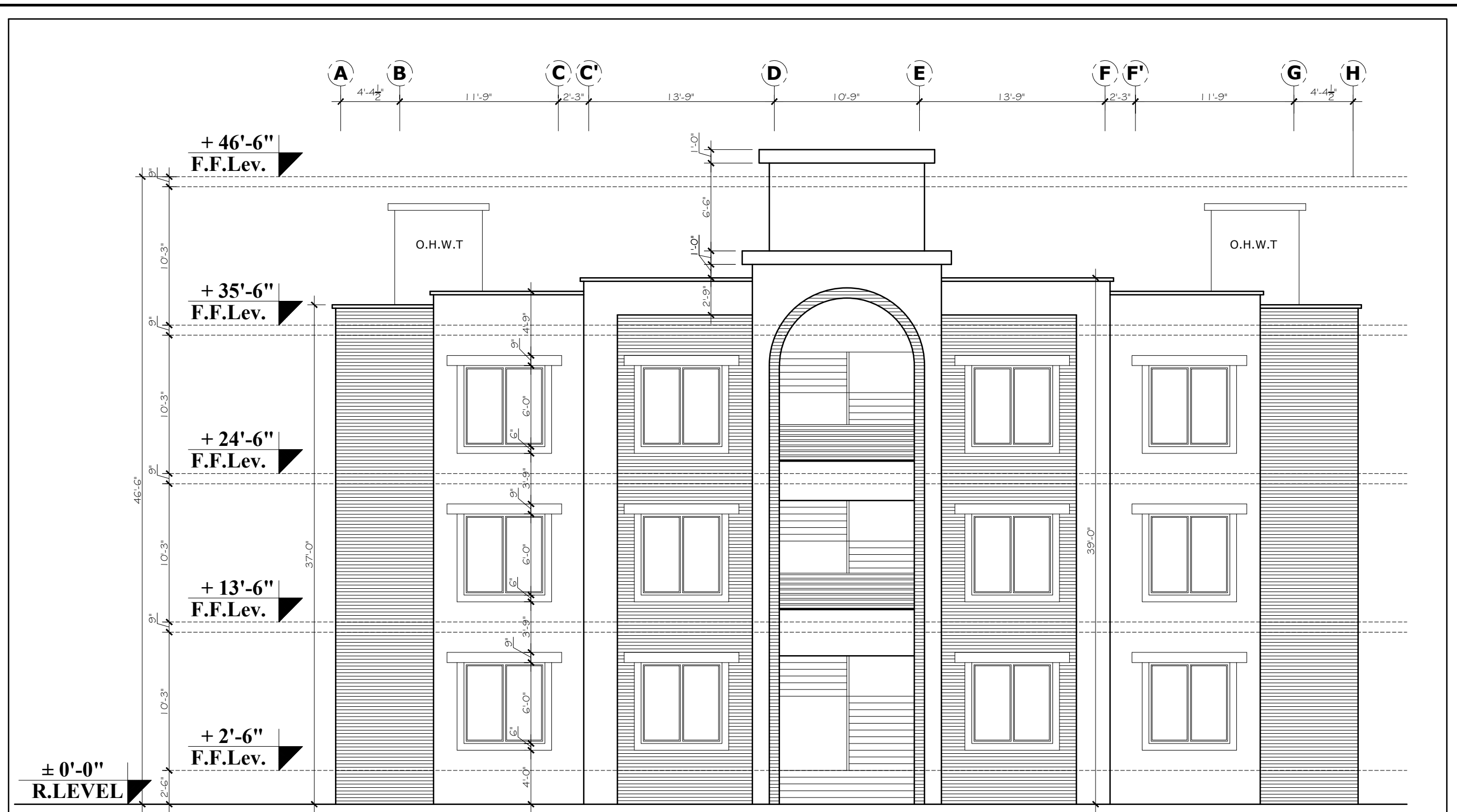
Scale:-
As Shown

Drawing Title:-
DIMENSION LAYOUT

Date:-16-12-2025
Drg.No : **A-08**



BAYAR ASSOCIATES
Architects, Engineers And Planners
OFF.NO 85 2ND FLOOR, MOBEE PLAZA
HAIDER ROAD , RAWALPINDI .
PH: 051-5110725, 051-5876126
MOBILE: 0301-5555375
E-MAIL: bayarassociates@yahoo.com

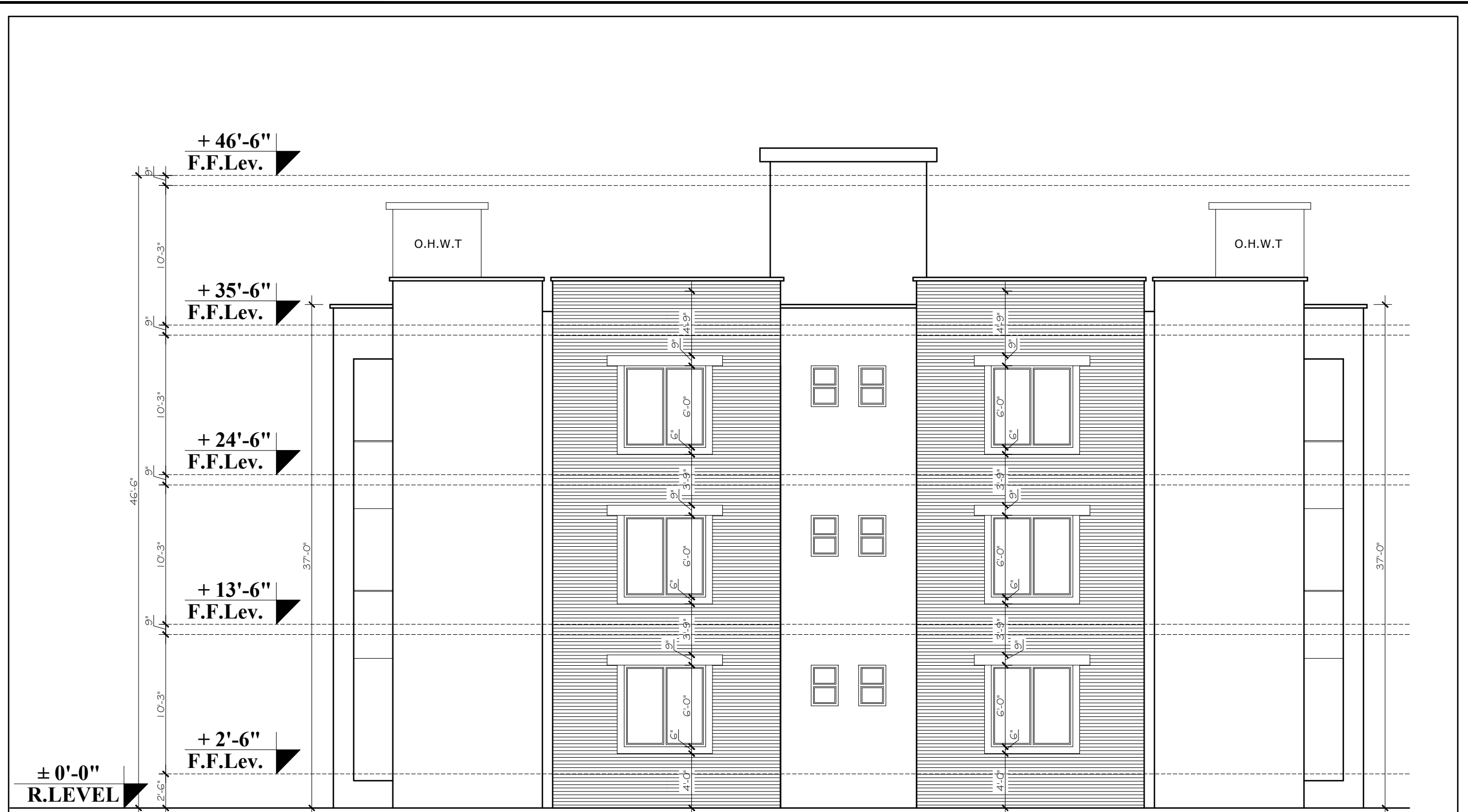


FRONT ELEVATION

Project Title:- FACULTY RESIDENTIAL BLOCK	REVISION			Designed By:- Bayar Khizar	Drawing Title:- ELEVATIONS
	S.NO	DATE	DESCRIPTION		
Client:- G.I.K INSTITUTE, TOPI				Drawn By:- Ehsan	Date:-16-12-2025
				Scale:- As Shown	Drg.No : A-09



BAYAR ASSOCIATES
Architects, Engineers And Planners
OFF.NO 85 2ND FLOOR, MOBEE PLAZA
HAIDER ROAD , RAWALPINDI .
PH: 051-5110725, 051-5876126
MOBILE: 0301-5555375
E-MAIL: bayarassociates@yahoo.com



REAR SIDE ELEVATION

Project Title:-
FACULTY RESIDENTIAL BLOCK

Client:-
G.I.K INSTITUTE, TOPI

REVISION		
S.NO	DATE	DESCRIPTION

Designed By:-
Bayar Khizar

Drawn By:-
Ehsan

Scale:-
 As Shown

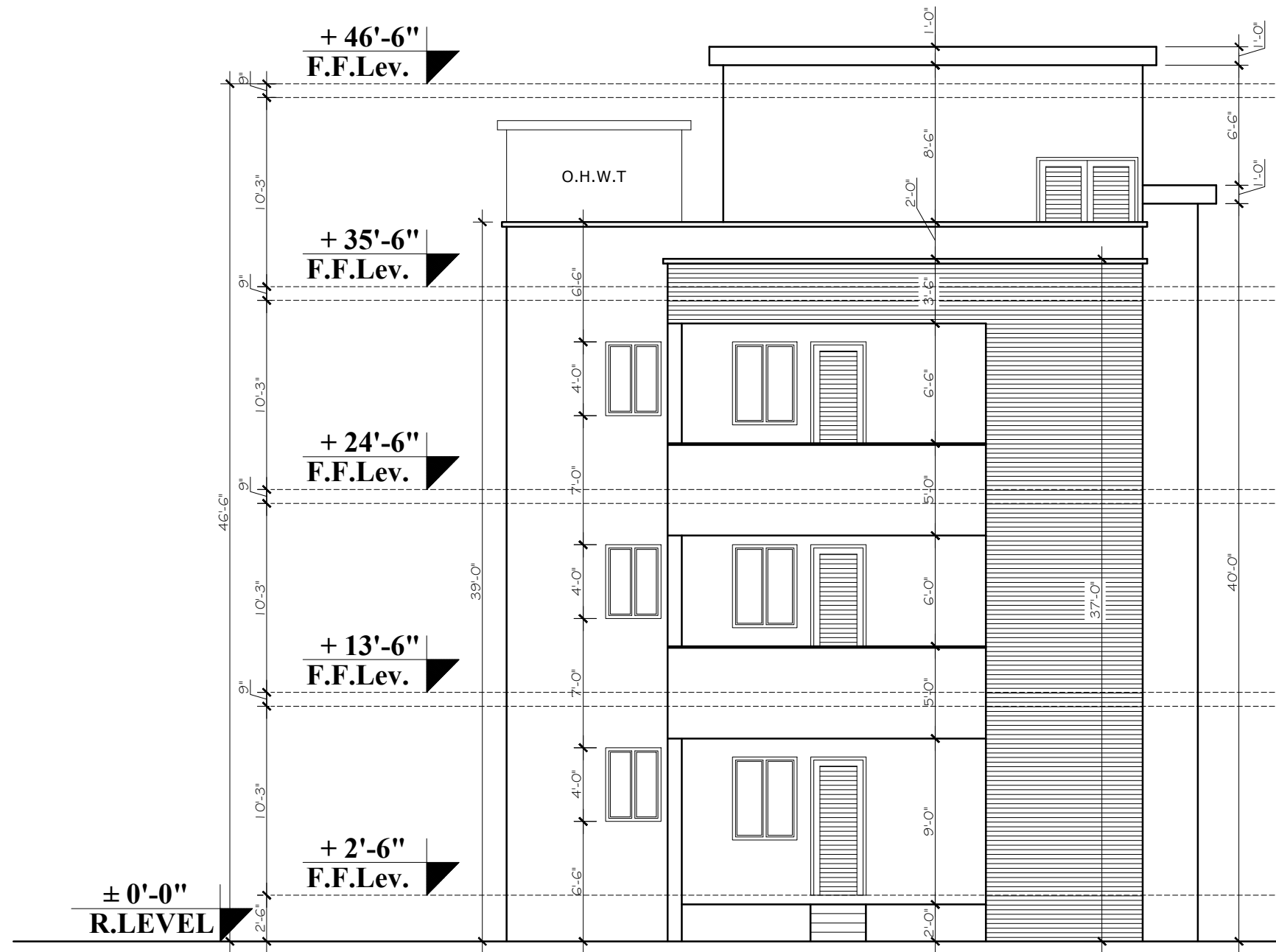
Drawing Title:-
ELEVATIONS

Date:-16-12-2025


Drg.No : **A-10**

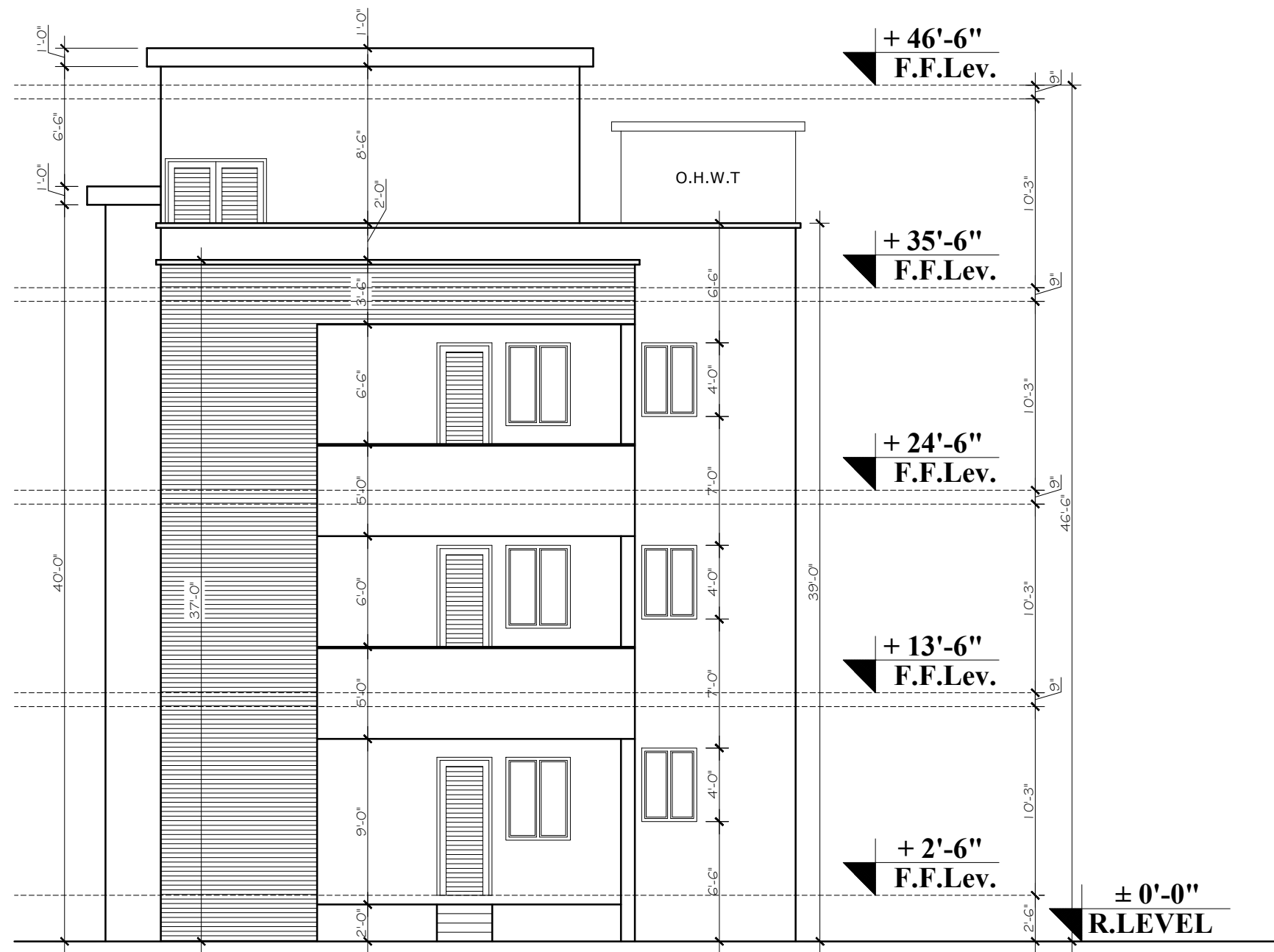


BAYAR ASSOCIATES
 Architects, Engineers And Planners
 OFF.NO 85 2ND FLOOR, MOBEE PLAZA
 HAIDER ROAD , RAWALPINDI .
 PH: 051-5110725, 051-5876126
 MOBILE: 0301-5555375
 E-MAIL: bayarassociates@yahoo.com




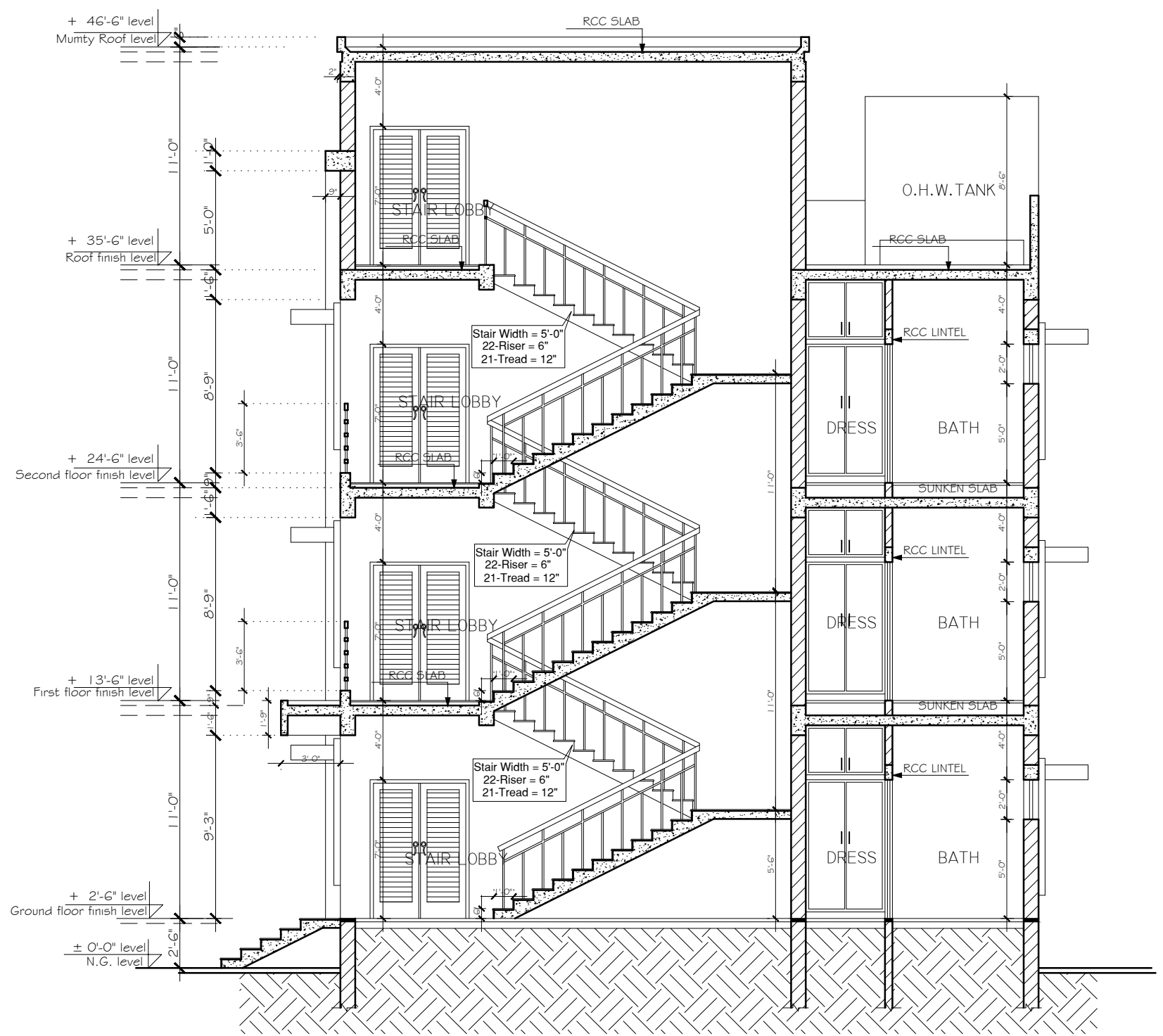
LEFT SIDE ELEVATION

Project Title:- FACULTY RESIDENTIAL BLOCK	REVISION			Designed By:- Bayar Khizar	Drawing Title:- ELEVATIONS
	S.NO	DATE	DESCRIPTION		
Client:- G.I.K INSTITUTE, TOPI				Drawn By:- Ehsan	Date:-16-12-2025
				Scale:- As Shown	 BAYAR ASSOCIATES Architects, Engineers And Planners OFF.NO 85 2ND FLOOR, MOBEE PLAZA HAIDER ROAD , RAWALPINDI . PH: 051-5110725, 051-5876126 MOBILE: 0301-5555375 E-MAIL: bayarassociates@yahoo.com

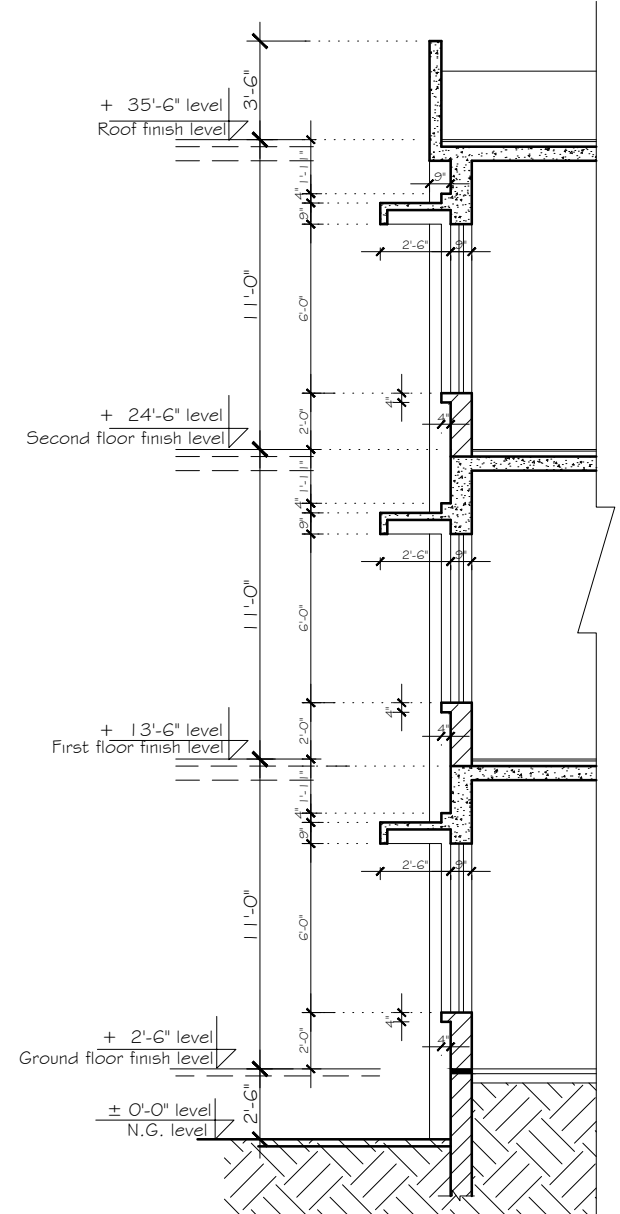


RIGHT SIDE ELEVATION


Project Title:- FACULTY RESIDENTIAL BLOCK	REVISION			Designed By:- Bayar Khizar	Drawing Title:- ELEVATIONS
	S.NO	DATE	DESCRIPTION		
Client:- G.I.K INSTITUTE, TOPI				Drawn By:- Ehsan	Date:-16-12-2025
				Scale:- As Shown	 BAYAR ASSOCIATES Architects, Engineers And Planners OFF.NO 85 2ND FLOOR, MOBEE PLAZA HAIDER ROAD , RAWALPINDI . PH: 051-5110725, 051-5876126 MOBILE: 0301-5555375 E-MAIL: bayarassociates@yahoo.com

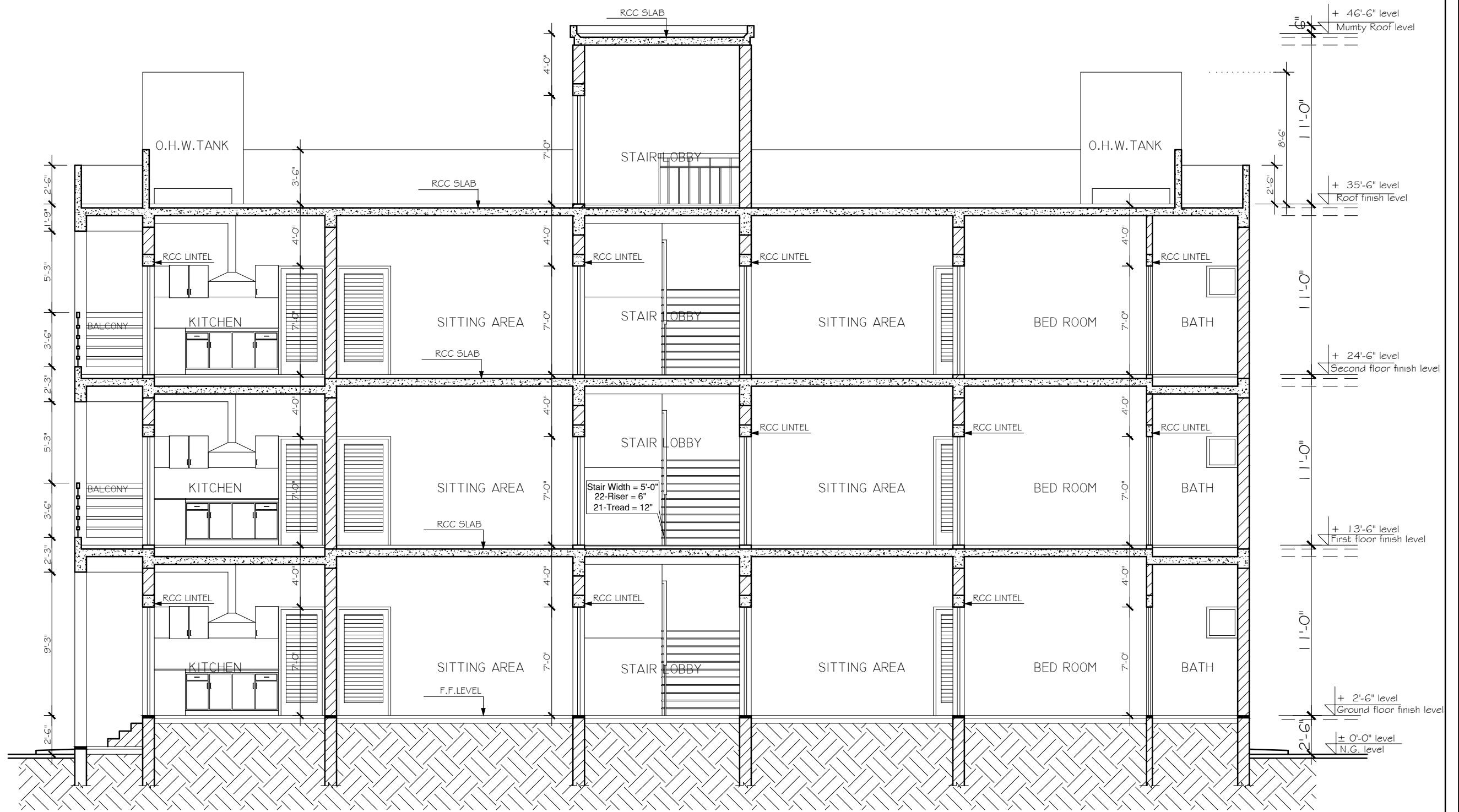


SECTION AT A-A




SECTION AT - C

Project Title:- FACULTY RESIDENTIAL BLOCK	REVISION			Designed By:- Bayar Khizar	Drawing Title:- SECTIONS
	S.NO	DATE	DESCRIPTION		
Client:- G.I.K INSTITUTE, TOPI				Drawn By:- Ehsan	Date:-16-12-2025
				Scale:- As Shown	 BAYAR ASSOCIATES Architects, Engineers And Planners OFF.NO 85 2ND FLOOR, MOBEE PLAZA HAIDER ROAD , RAWALPINDI . PH: 051-5110725, 051-5876126 MOBILE: 0301-5555375 E-MAIL: bayarassociates@yahoo.com

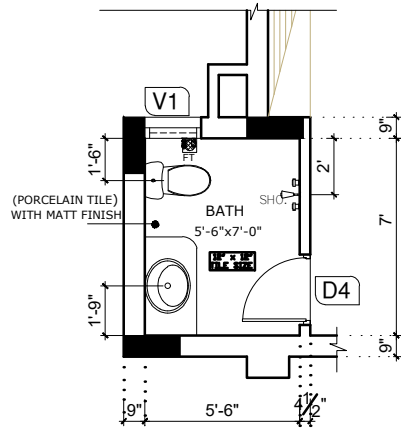


SECTION AT B-B

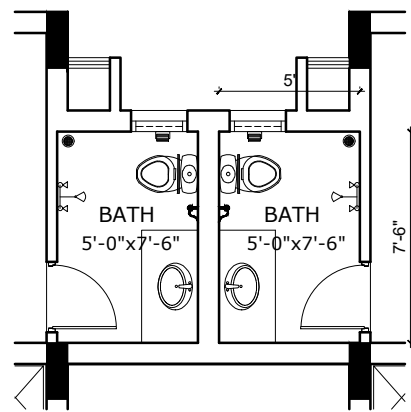
Project Title:- FACULTY RESIDENTIAL BLOCK	REVISION			Designed By:- Bayar Khizar	Drawing Title:- SECTIONS
	S.NO	DATE	DESCRIPTION		
Client:- G.I.K INSTITUTE, TOPI				Drawn By:- Ehsan	Date:-16-12-2025
				Scale:- As Shown	Drg.No : A-14



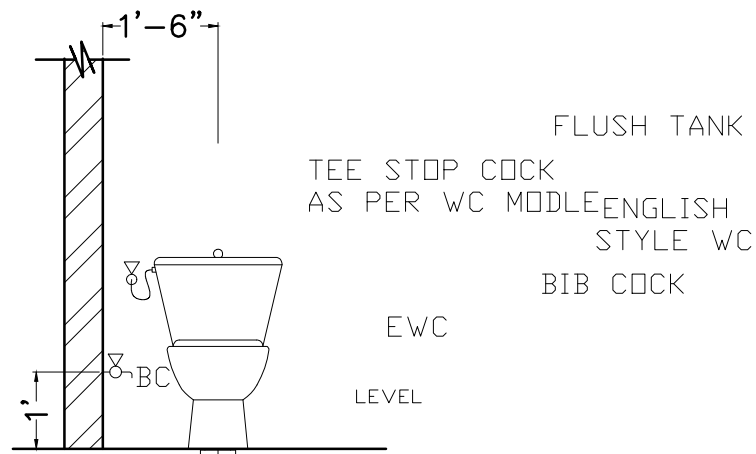
BAYAR ASSOCIATES
Architects, Engineers And Planners
OFF.NO 85 2ND FLOOR, MOBEE PLAZA
HAIDER ROAD , RAWALPINDI .
PH: 051-5110725, 051-5876126
MOBILE: 0301-5555375
E-MAIL: bayarassociates@yahoo.com



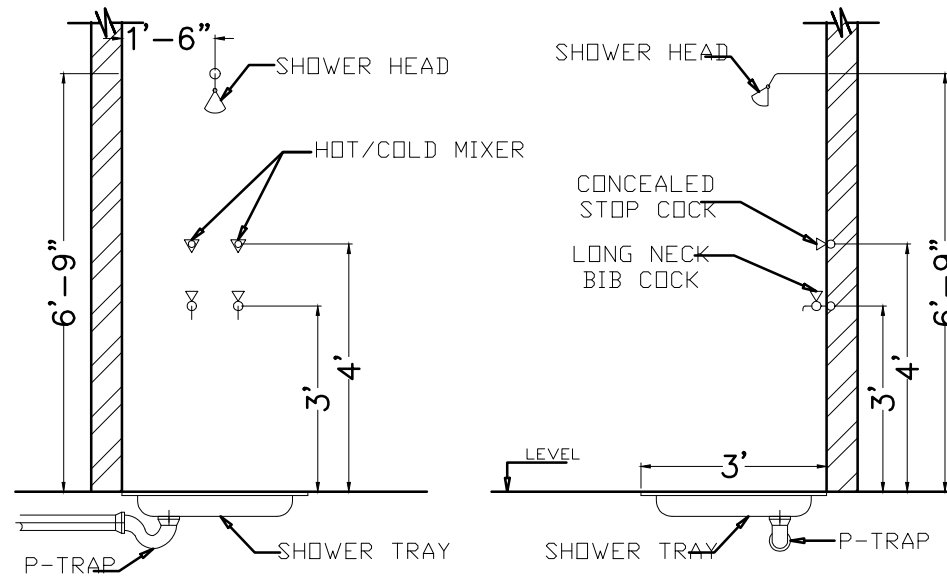
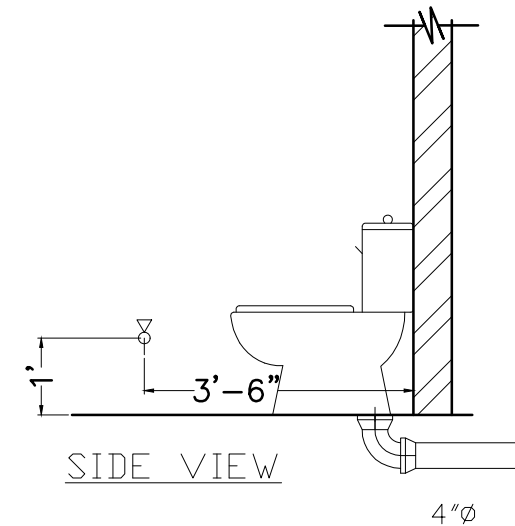
G-F,1ST,& 2ND-F BATH



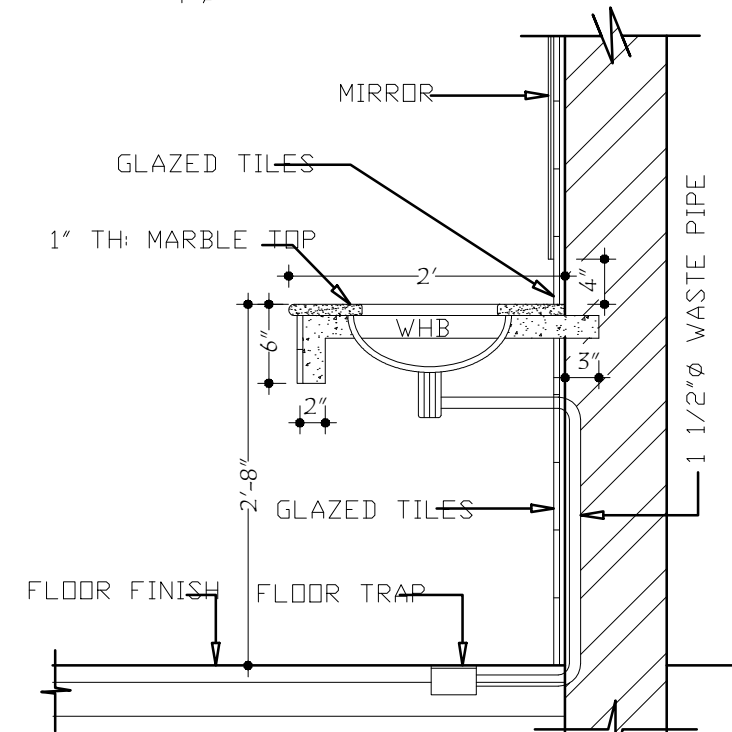
G-F,1ST,& 2ND-F BATH



FRONT VIEW
STANDARD FIXING DIMENSIONS OF ENGLISH STYLE WATER CLOSET, (IWC)



FRONT VIEW
STANDARD FIXING DIMENSIONS OF SHOWER WITH FLOOR TRAP



DETAIL OF VANITY

Project Title:-
FACULTY RESIDENTIAL BLOCK

Client:-
G.I.K INSTITUTE, TOPI

REVISION		
S.NO	DATE	DESCRIPTION

Designed By:-
Bayar Khizar

Drawn By:-
Ehsan

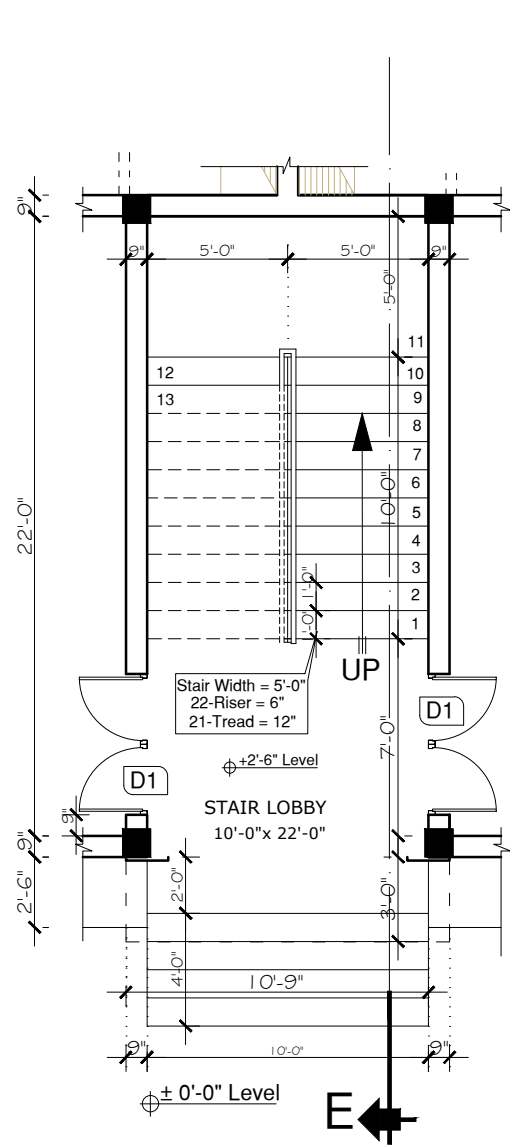
Scale:-
As Shown

Drawing Title:-
TYPICAL DETAILS

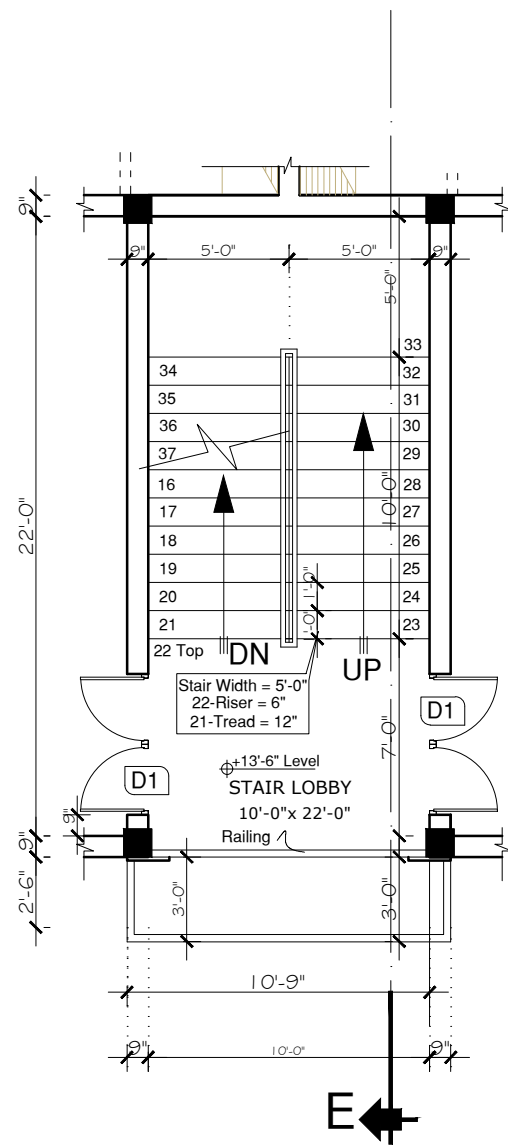
Date:-16-12-2025
Drg.No : **A-15**



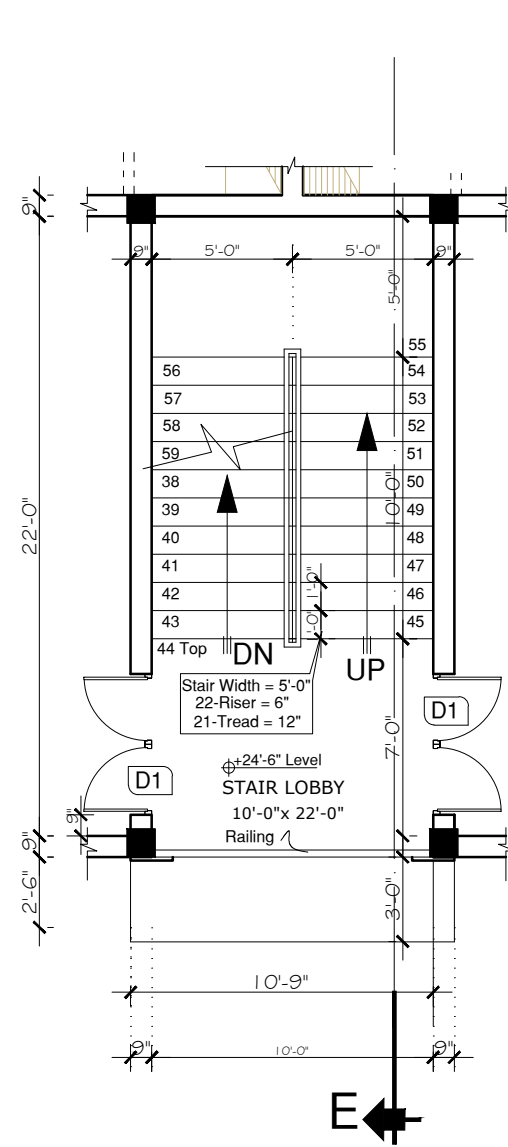
BAYAR ASSOCIATES
Architects, Engineers And Planners
OFF.NO 85 2ND FLOOR, MOBEE PLAZA
HAIDER ROAD , RAWALPINDI .
PH: 051-5110725, 051-5876126
MOBILE: 0301-5555375
E-MAIL: bayarassociates@yahoo.com



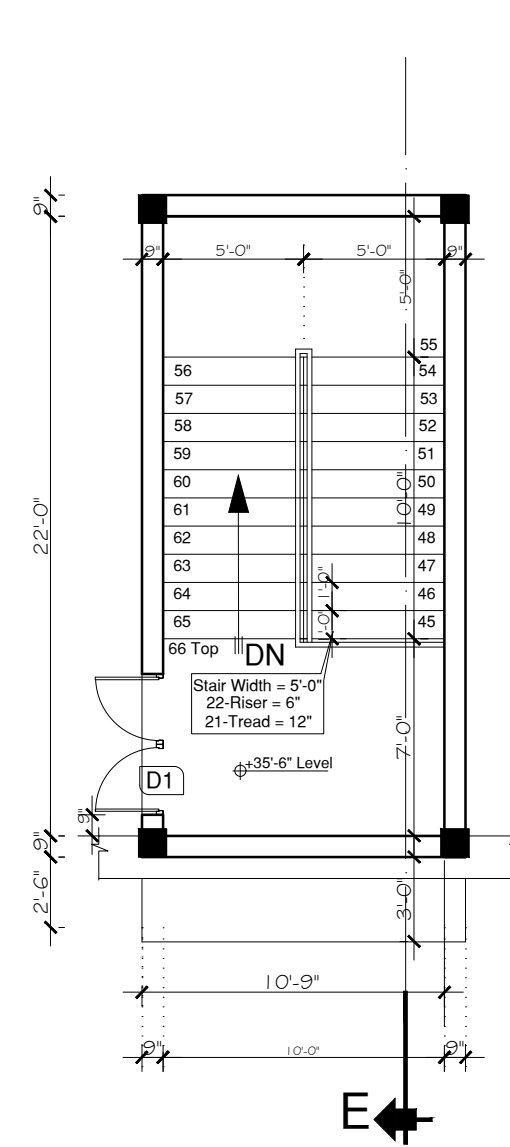
GROUND FLOOR STAIR PLAN



FIRST FLOOR STAIR PLAN



SECOND FLOOR STAIR PLAN



MUMTY STAIR PLAN

Project Title:-
FACULTY RESIDENTIAL BLOCK

Client:-
G.I.K INSTITUTE, TOPI

REVISION		
S.NO	DATE	DESCRIPTION

Designed By:-
Bayar Khizar

Drawn By:-
Ehsan

Scale:-
As Shown

Drawing Title:-
STAIR PLANS

Date:-16-12-2025


Drg.No : **A-16**

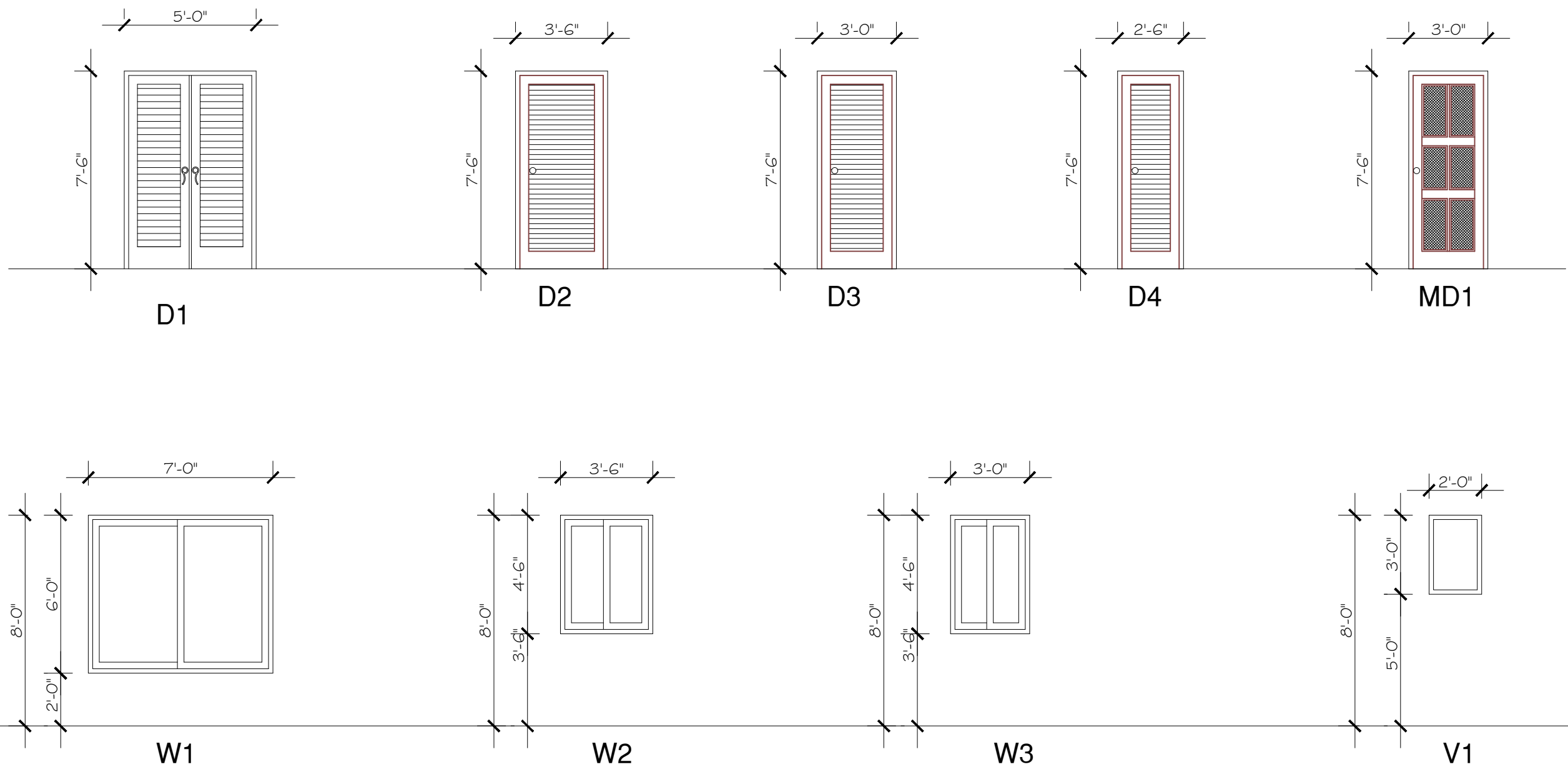


BAYAR ASSOCIATES
Architects, Engineers And Planners
OFF.NO 85 2ND FLOOR, MOBEE PLAZA
HAIDER ROAD , RAWALPINDI .
PH: 051-5110725, 051-5876126
MOBILE: 0301-5555375
E-MAIL: bayarassociates@yahoo.com

SCHEDULE OF OPENINGS

NO.	Name.	Width.	Height	Sill Lev.	Lintel Lev.	TYPE.	REMARKS
01.	DOORS.						
	D1	5'- 0"	7'- 6"	± 0'-0"	+ 7'-6"	Openable door	Wooden pannel door
	D2	3'- 6"	7'- 6"	± 0'-0"	+ 7'-6"	Openable door	Wooden (Flush door)
	D3	3'- 0"	7'- 6"	± 0'-0"	+ 7'-6"	Openable door	Wooden (Flush door)
	D4	2'- 6"	7'- 6"	± 0'-0"	+ 7'-6"	Openable door	Wooden (Flush door)
	MD1	3'- 0"	7'- 6"	± 0'-0"	+ 7'-6"	Openable door	Wooden Mesh door
03.	WINDOWS.						
	W1	6'- 0"	6'- 0"	+ 2'-0"	+ 8'-0"	Openable door	Aluminium door win
	W2	3'- 6"	4'- 6"	+ 3'-6"	+ 8'-0"	Openable door	Aluminium door win
	W3	3'- 0"	4'- 6"	+ 3'-6"	+ 8'-0"	Openable door	Aluminium door win
04.	VENTILATORS.						
	V1	2'- 0"	3'- 0"	+ 5'-0"	+ 8'-0"	Openable door	Aluminium door win

Project Title:- FACULTY RESIDENTIAL BLOCK	REVISION			Designed By:- Bayar Khizar	Drawing Title:- DOOR & WINDOWS OPENING	
	S.NO	DATE	DESCRIPTION			
Client:- G.I.K INSTITUTE, TOPI				Drawn By:- Ehsan	Date:-16-12-2025	 <p style="font-size: small; margin: 0;"> BAYAR ASSOCIATES Architects, Engineers And Planners OFF.NO 85 2ND FLOOR, MOBEE PLAZA HAIDER ROAD , RAWALPINDI . PH: 051-5110725, 051-5876126 MOBILE: 0301-5555375 E-MAIL: bayarassociates@yahoo.com </p>
				Scale:- As Shown	Drg.No : A-18	



Project Title:-
FACULTY RESIDENTIAL BLOCK

Client:-
G.I.K INSTITUTE, TOPI

REVISION		
S.NO	DATE	DESCRIPTION

Designed By:-
Bayar Khizar

Drawn By:-
Ehsan

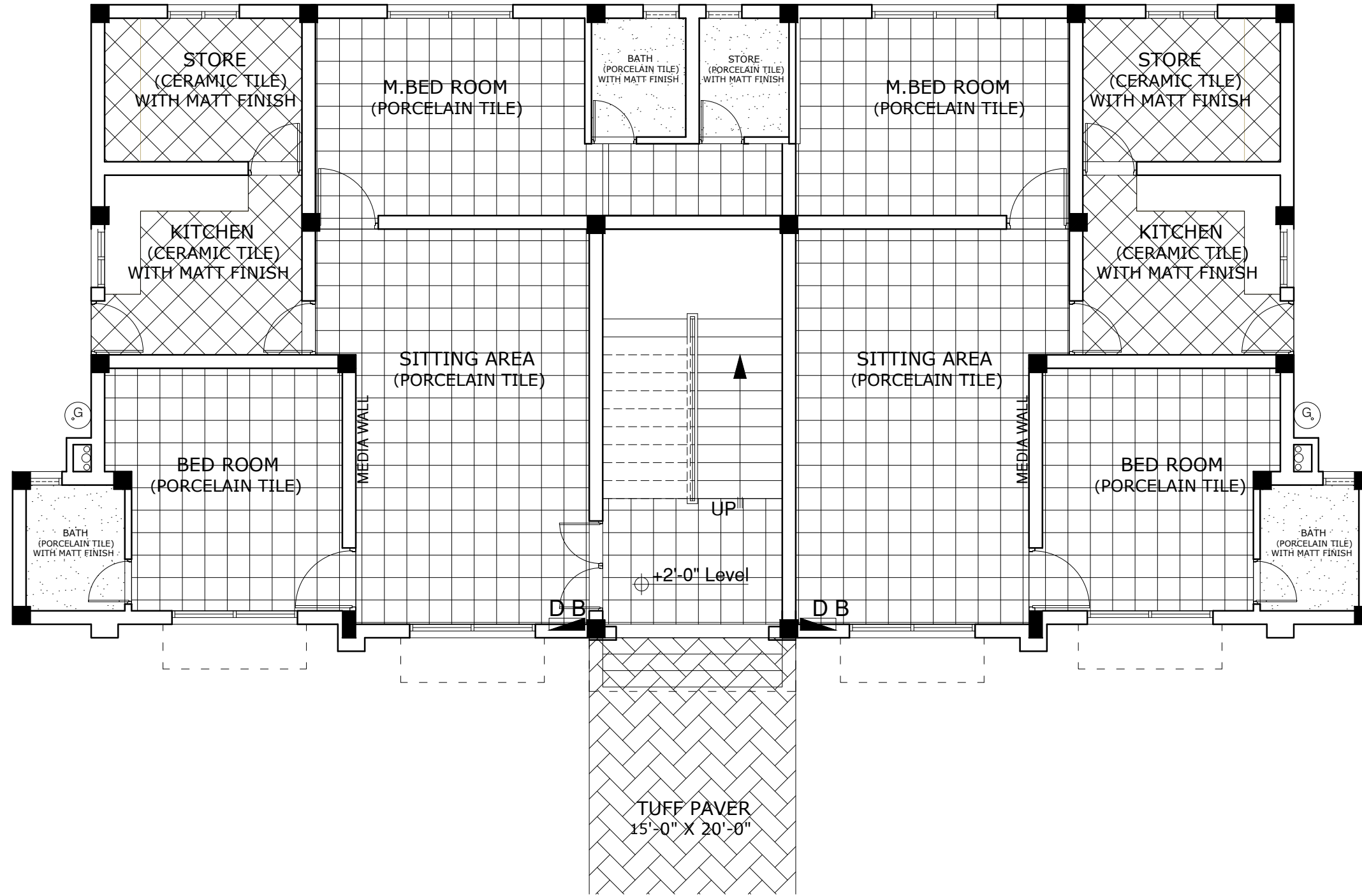
Scale:-
 As Shown

Drawing Title:-
DOOR & WINDOWS DETAIL

Date:-16-12-2025

Drg.No : **A-19**

BAYAR ASSOCIATES
 Architects, Engineers And Planners
 OFF.NO 85 2ND FLOOR, MOBEE PLAZA
 HAIDER ROAD , RAWALPINDI .
 PH: 051-5110725, 051-5876126
 MOBILE: 0301-5555375
 E-MAIL: bayarassociates@yahoo.com



Project Title:-
FACULTY RESIDENTIAL BLOCK

Client:-
G.I.K INSTITUTE, TOPI

REVISION		
S.NO	DATE	DESCRIPTION

Designed By:-
Bayar Khizar


Drawn By:-
Ehsan

Scale:-
 As Shown

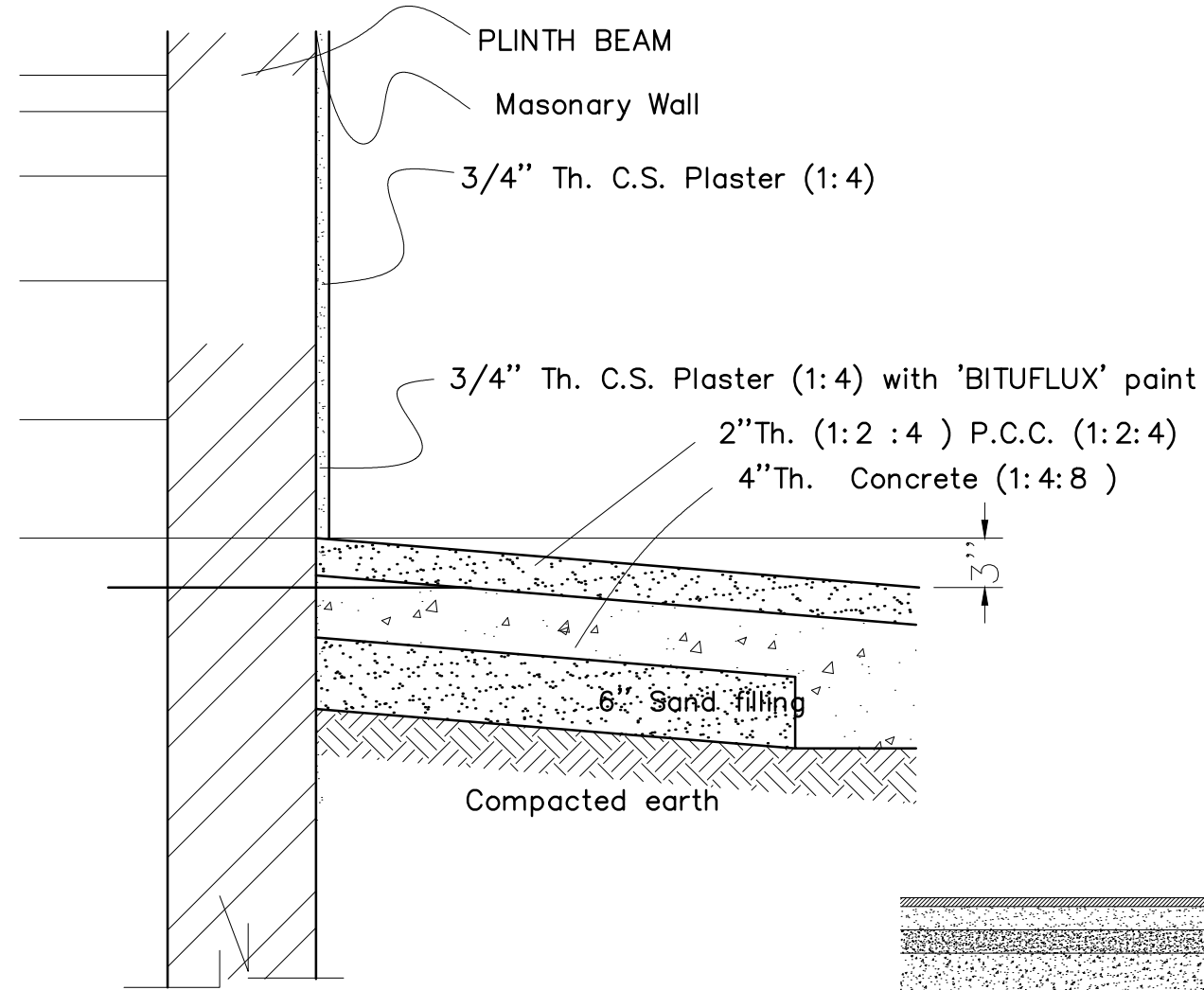
Drawing Title:-
FLOOR FINISH DETAIL

Date:-16-12-2025

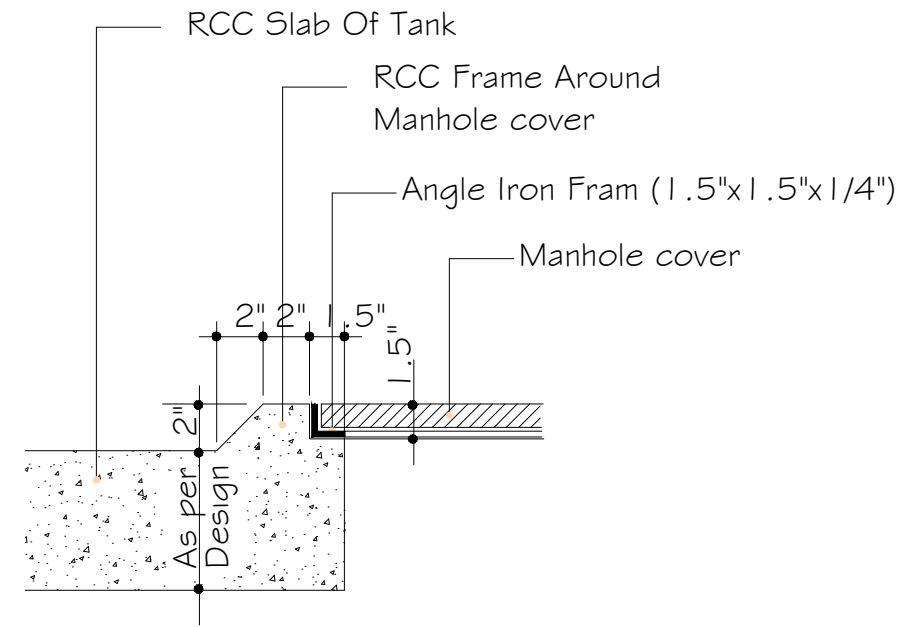
Drg.No : **A-20**



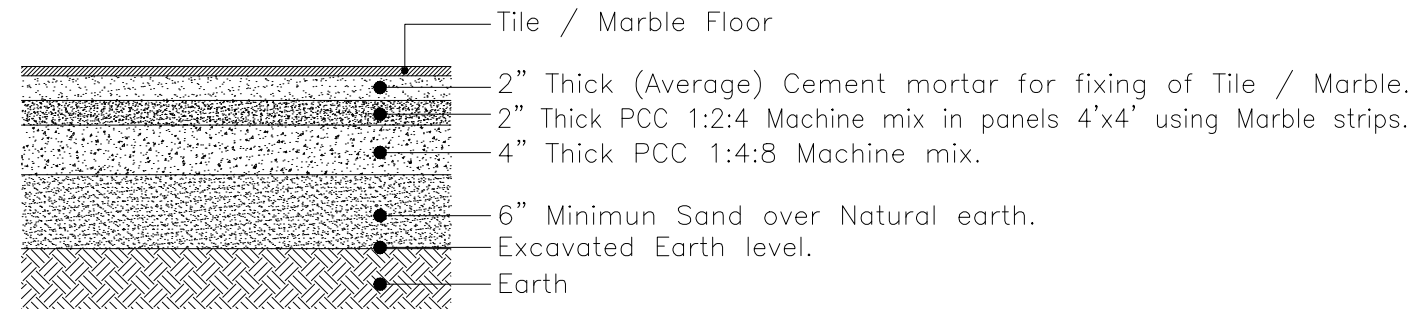
BAYAR ASSOCIATES
 Architects, Engineers And Planners
 OFF.NO 85 2ND FLOOR, MOBEE PLAZA
 HAIDER ROAD , RAWALPINDI .
 PH: 051-5110725, 051-5876126
 MOBILE: 0301-5555375
 E-MAIL: bayarassociates@yahoo.com



TYPICAL DETAIL OF PLINTH PROTECTION




Fixing of Man Hole Cover

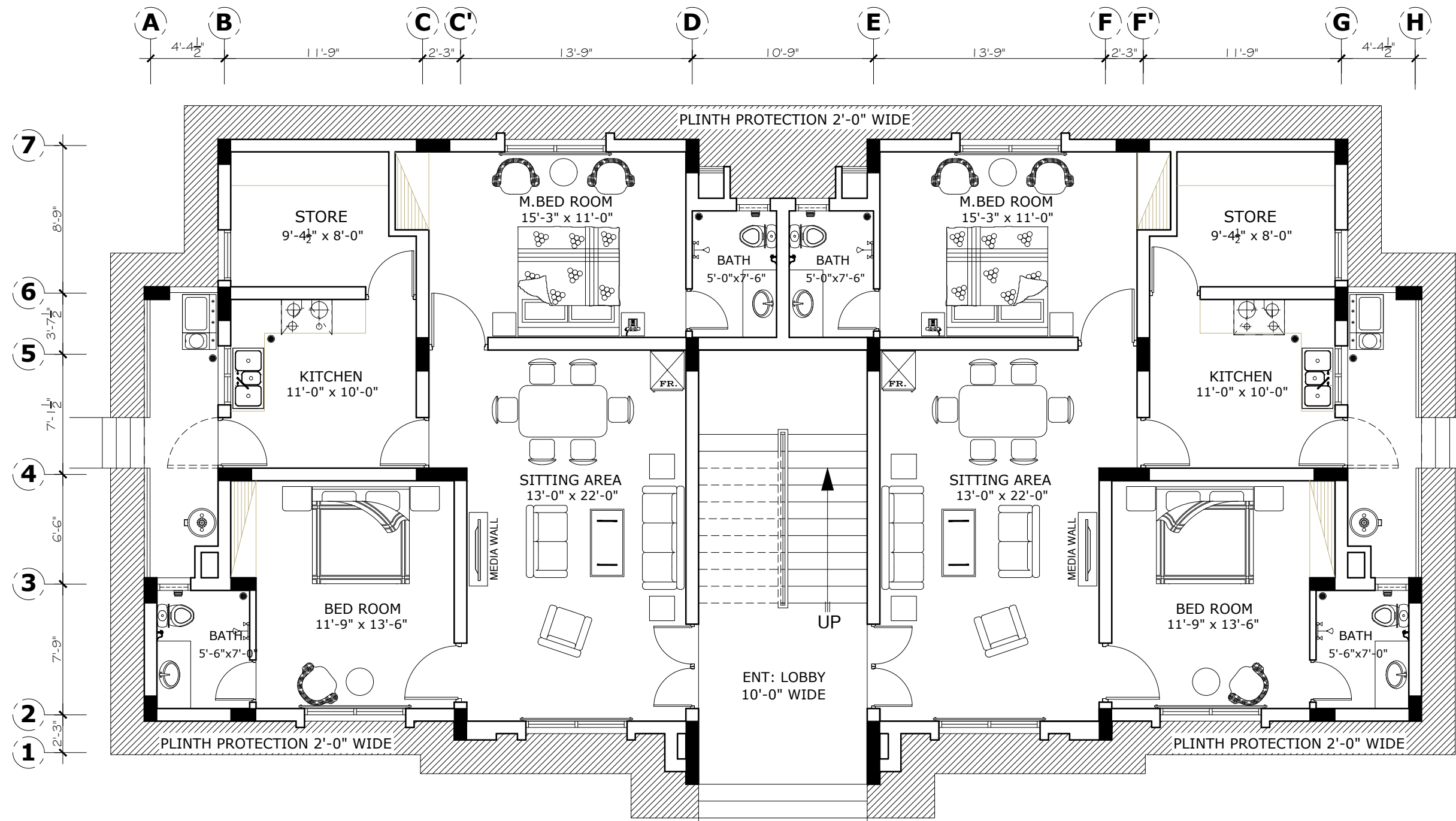


Flooring Detail

Termite Proofing.

Termite Proofing to be carried out over Excavated earth in Basement floor before pouring of Lean Concrete or Sand.

Project Title:- FACULTY RESIDENTIAL BLOCK	REVISION			Designed By:- Bayar Khizar	Drawing Title:- FLOOR FINISH DETAIL
	S.NO	DATE	DESCRIPTION		
Client:- G.I.K INSTITUTE, TOPI				Drawn By:- Ehsan	Date:-16-12-2025
				Scale:- As Shown	 BAYAR ASSOCIATES Architects, Engineers And Planners OFF.NO 85 2ND FLOOR, MOBEE PLAZA HAIDER ROAD , RAWALPINDI . PH: 051-5110725, 051-5876126 MOBILE: 0301-5555375 E-MAIL: bayarassociates@yahoo.com



Project Title:-
FACULTY RESIDENTIAL BLOCK

Client:-
G.I.K INSTITUTE, TOPI

REVISION		
S.NO	DATE	DESCRIPTION

Designed By:-
Bayar Khizar

Drawn By:-
Ehsan

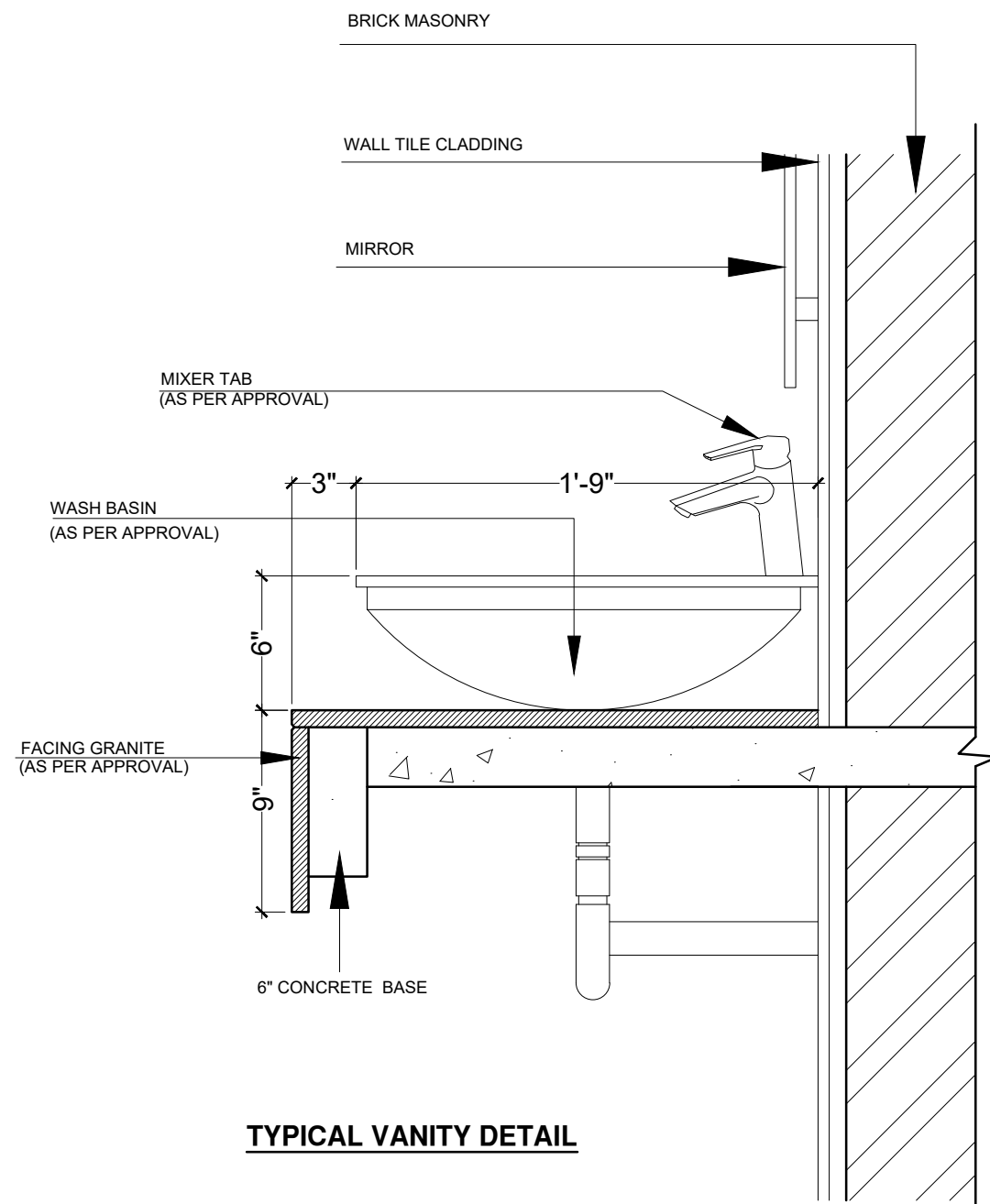
Scale:-
As Shown

Drawing Title:-
PLINTH PROTECTION

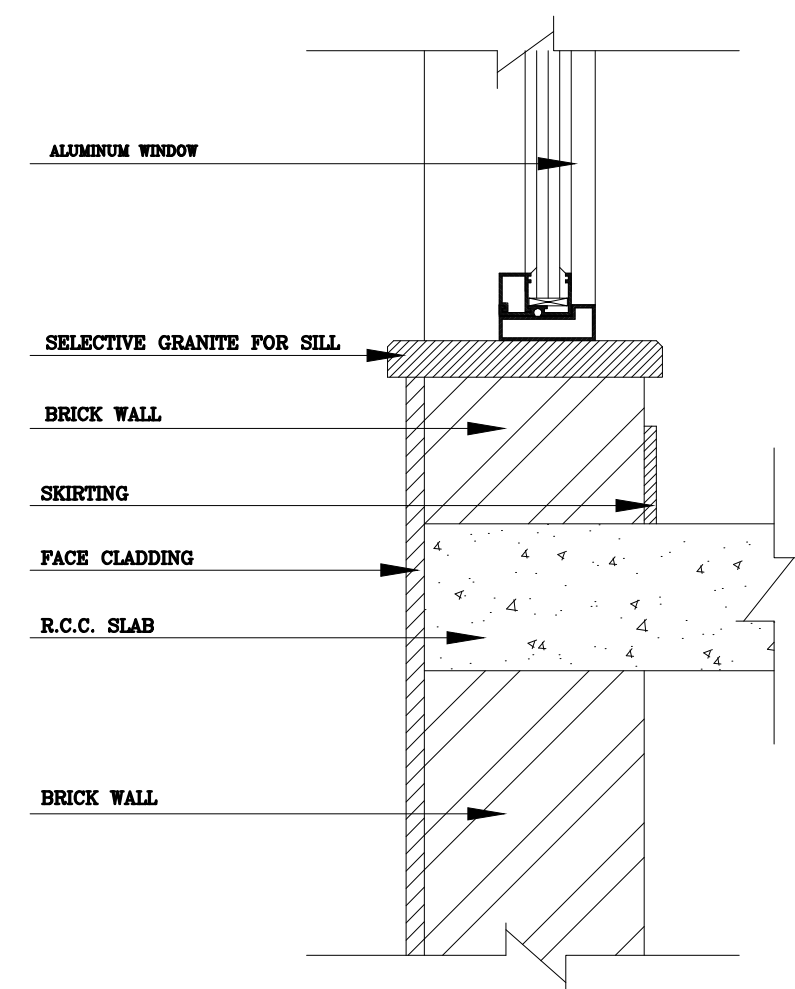
Date:-16-12-2025
Drg.No : **A-23**




BAYAR ASSOCIATES
Architects, Engineers And Planners
OFF.NO 85 2ND FLOOR, MOBEE PLAZA
HAIDER ROAD , RAWALPINDI .
PH: 051-5110725, 051-5876126
MOBILE: 0301-5555375
E-MAIL: bayarassociates@yahoo.com

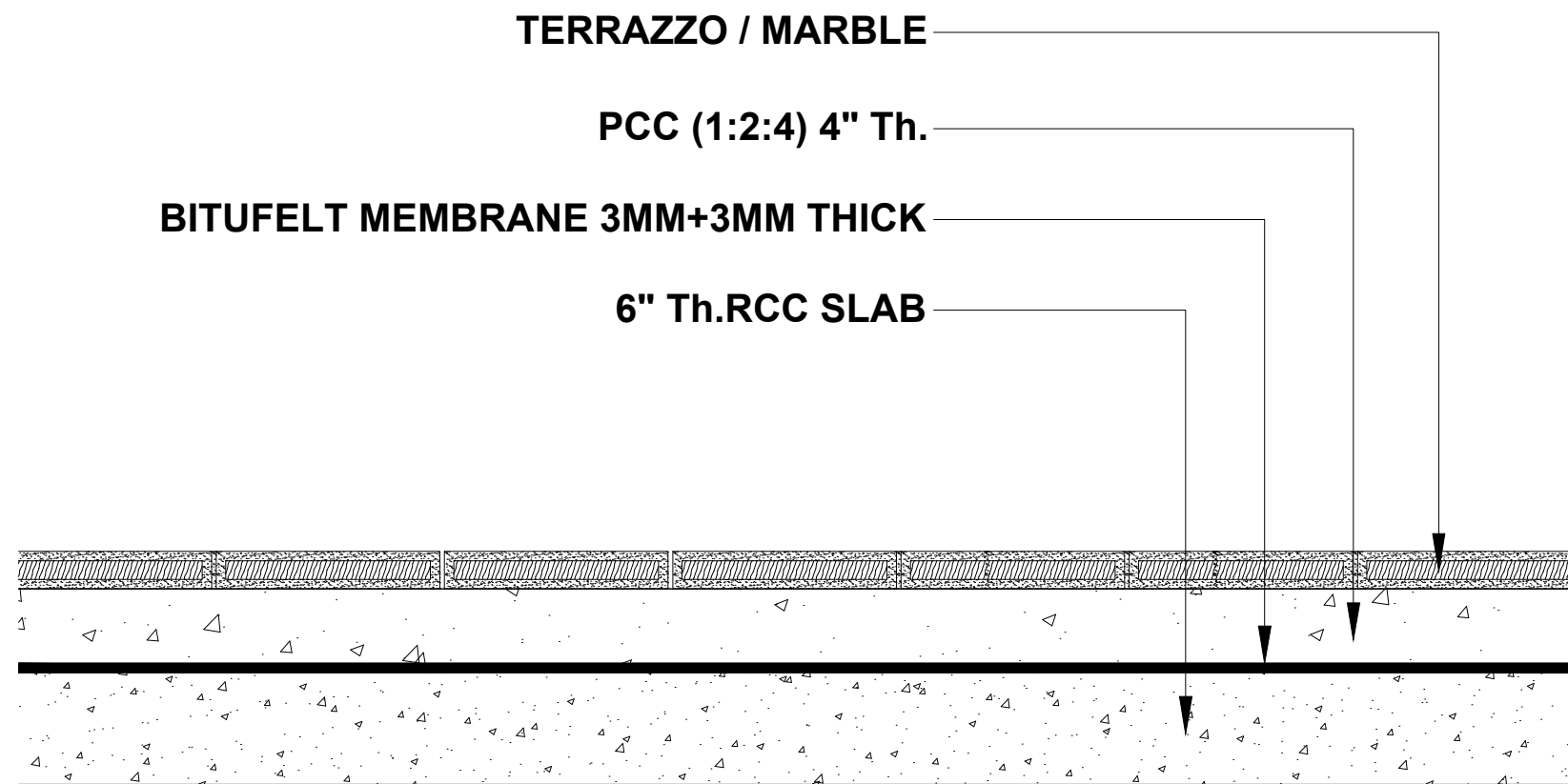


TYPICAL VANITY DETAIL

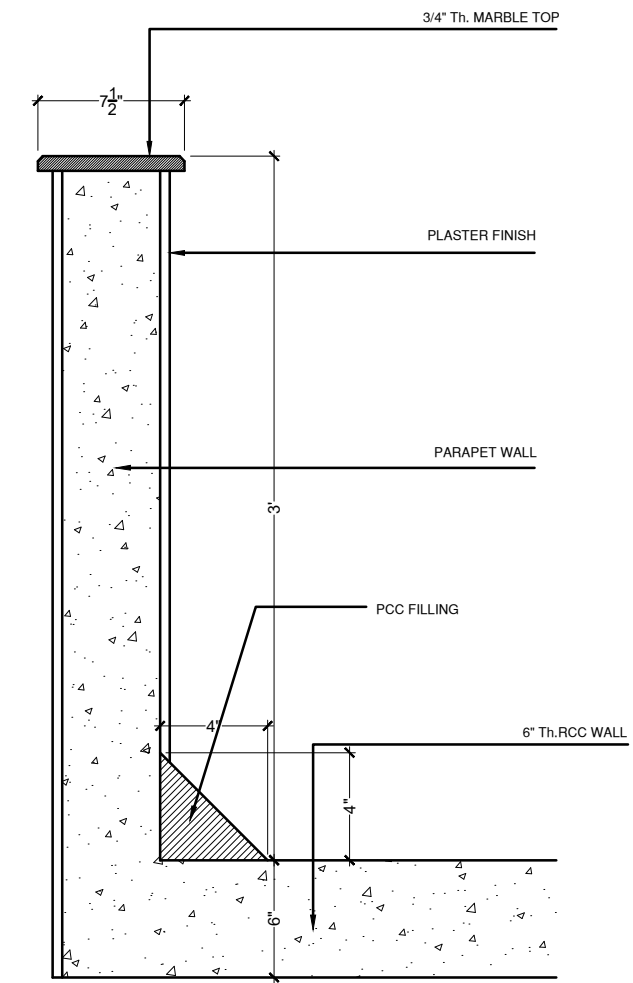


TYPICAL WINDOW SILL DETAIL

Project Title:- FACULTY RESIDENTIAL BLOCK	REVISION			Designed By:- Bayar Khizar	Drawing Title:- TYPICAL DETAIL	
	S.NO	DATE	DESCRIPTION			
Client:- G.I.K INSTITUTE, TOPI				Drawn By:- Ehsan	Date:-16-12-2025	 BAYAR ASSOCIATES Architects, Engineers And Planners OFF.NO 85 2ND FLOOR, MOBEE PLAZA HAIDER ROAD , RAWALPINDI . PH: 051-5110725, 051-5876126 MOBILE: 0301-5555375 E-MAIL: bayarassociates@yahoo.com
				Scale:- As Shown	Drg.No : A-24	



TOP ROOF WATER PROOFING TREATMENT

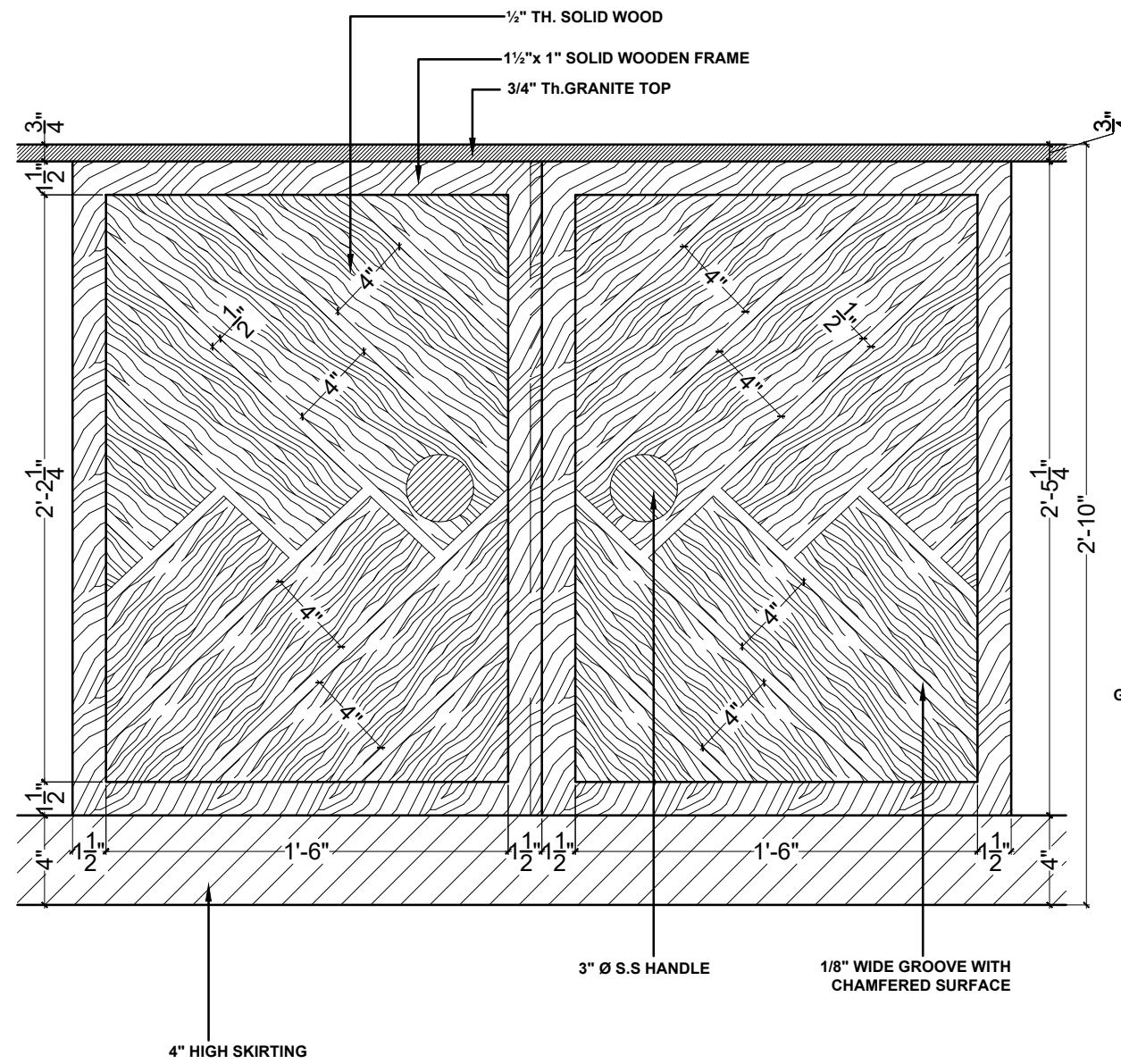


PARAPET WALL DETAIL

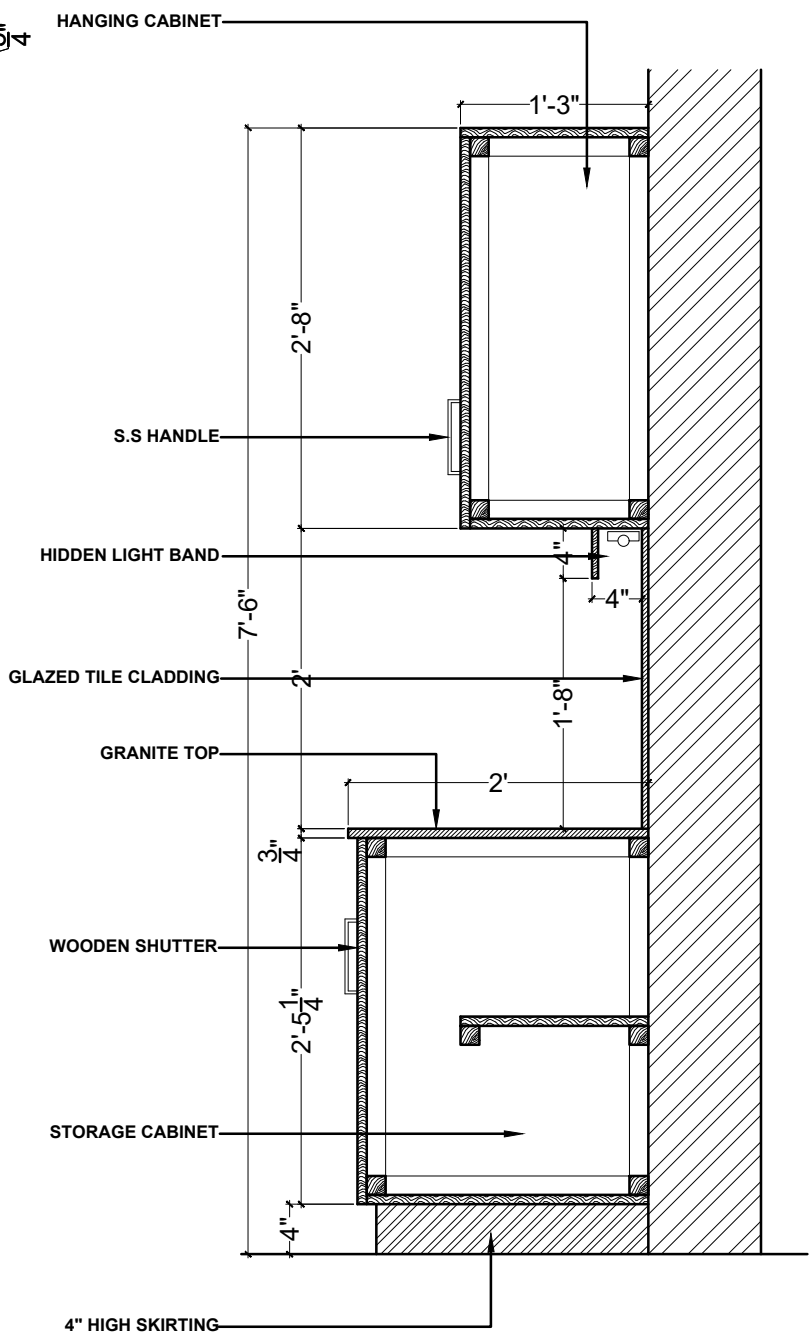
Project Title:- FACULTY RESIDENTIAL BLOCK	REVISION			Designed By:- Bayar Khizar	Drawing Title:- TYPICAL DETAIL
	S.NO	DATE	DESCRIPTION		
	Client:- G.I.K INSTITUTE, TOPI				
				Scale:- As Shown	Drg.No : A-25



BAYAR ASSOCIATES
Architects, Engineers And Planners
OFF.NO 85 2ND FLOOR, MOBEE PLAZA
HAIDER ROAD , RAWALPINDI .
PH: 051-5110725, 051-5876126
MOBILE: 0301-5555375
E-MAIL: bayarassociates@yahoo.com



TYPICAL WOODEN SHUTTER



SECTION

Project Title:-
FACULTY RESIDENTIAL BLOCK

Client:-
G.I.K INSTITUTE, TOPI

REVISION		
S.NO	DATE	DESCRIPTION

Designed By:-
Bayar Khizar

Drawn By:-
Ehsan

Scale:-
 As Shown

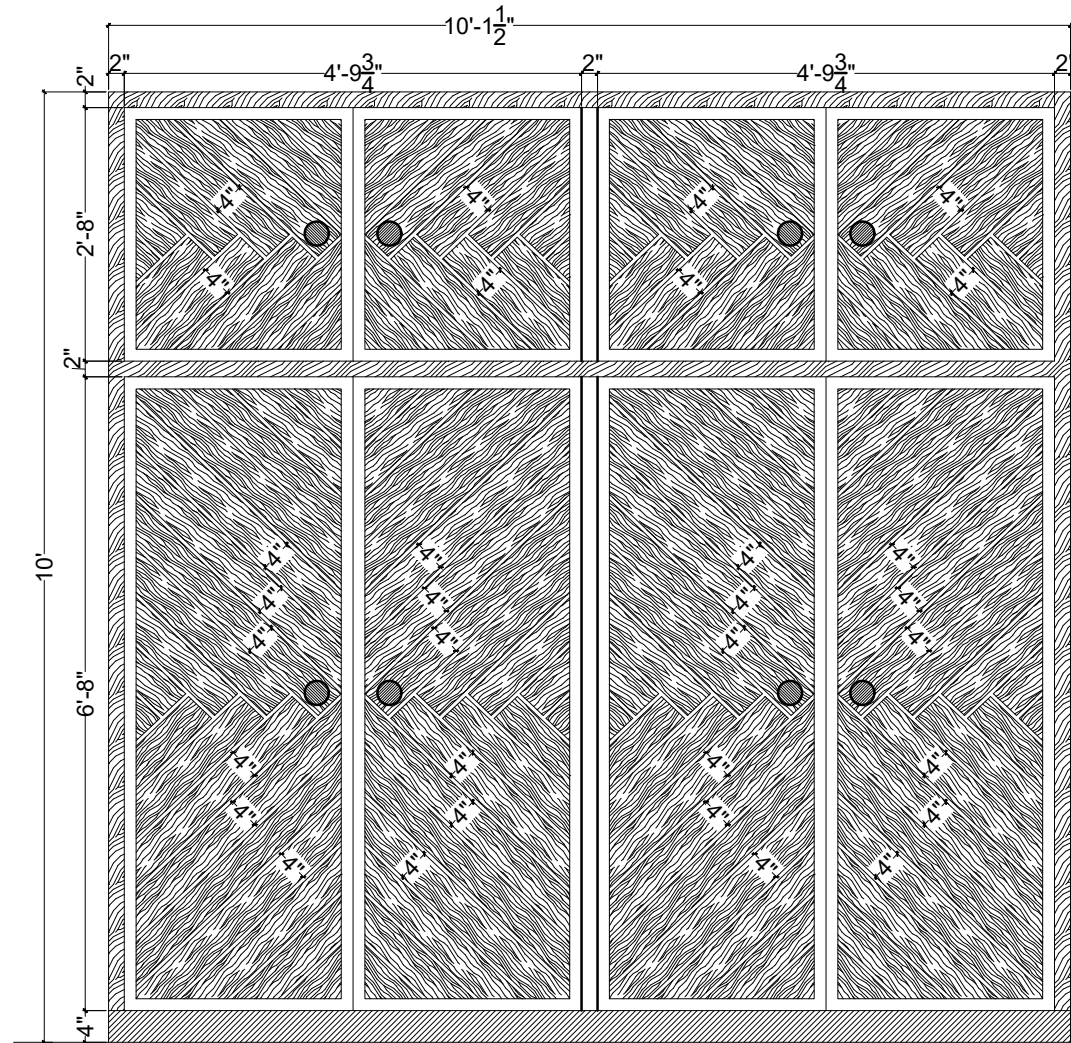
Drawing Title:-
TYPICAL DETAIL

Date:-16-12-2025

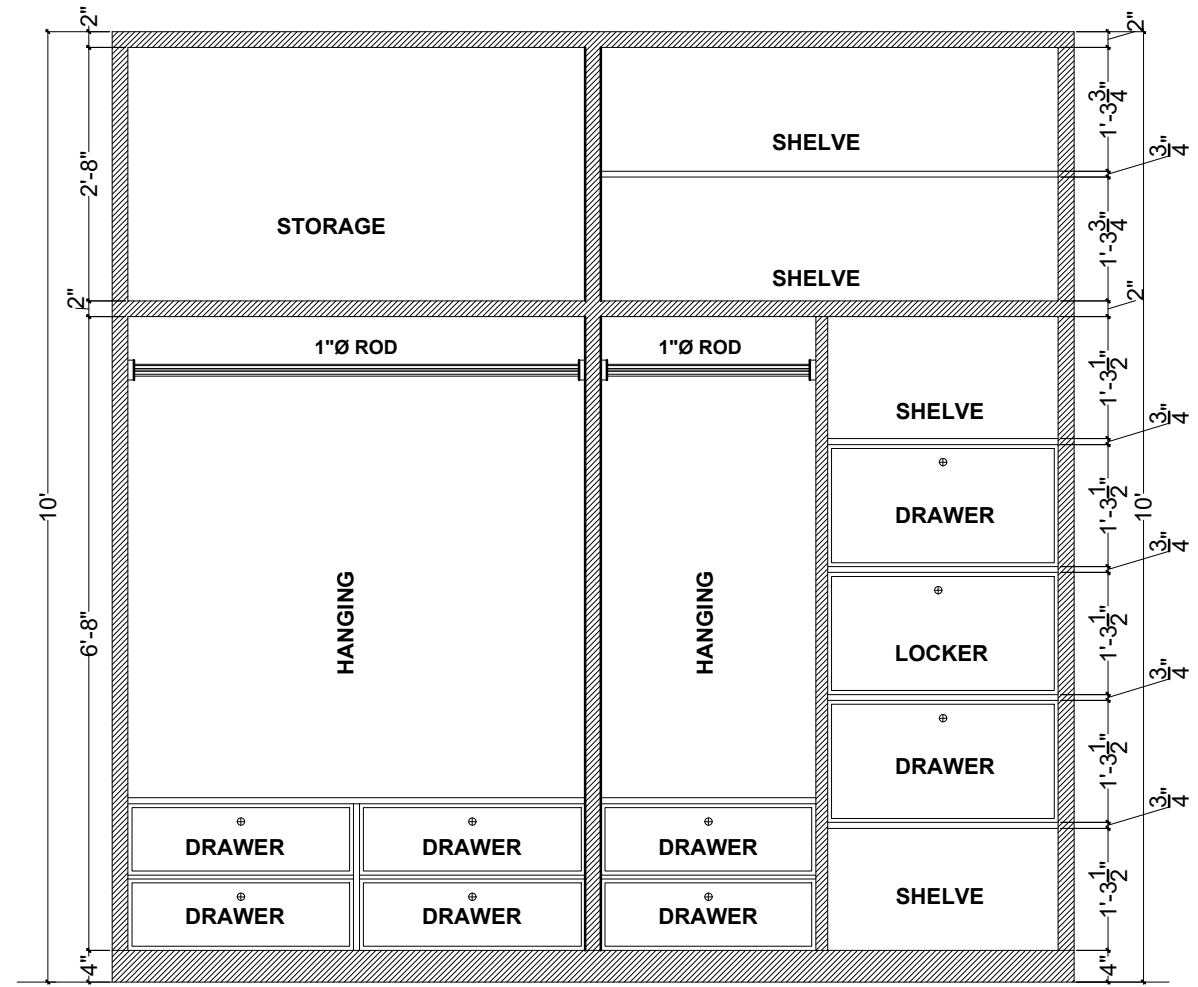
Drg.No : **A-26**



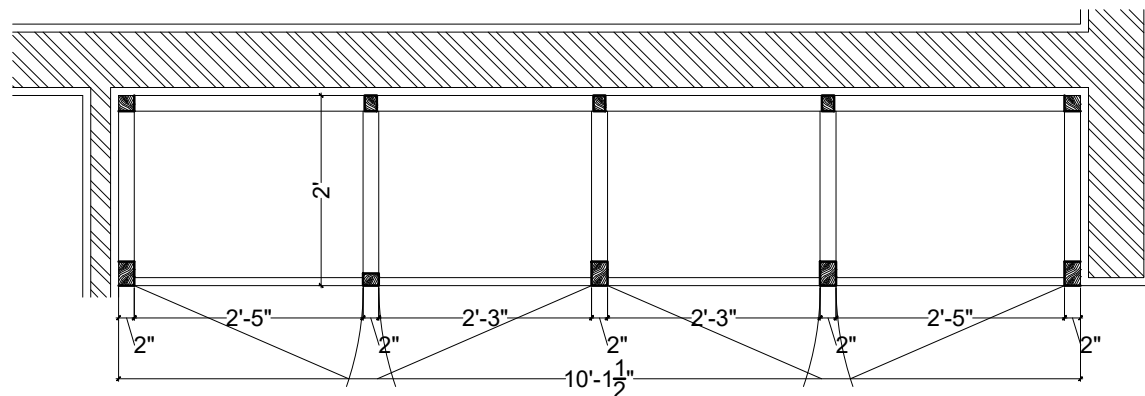
BAYAR ASSOCIATES
 Architects, Engineers And Planners
 OFF.NO 85 2ND FLOOR, MOBEE PLAZA
 HAIDER ROAD , RAWALPINDI .
 PH: 051-5110725, 051-5876126
 MOBILE: 0301-5555375
 E-MAIL: bayarassociates@yahoo.com



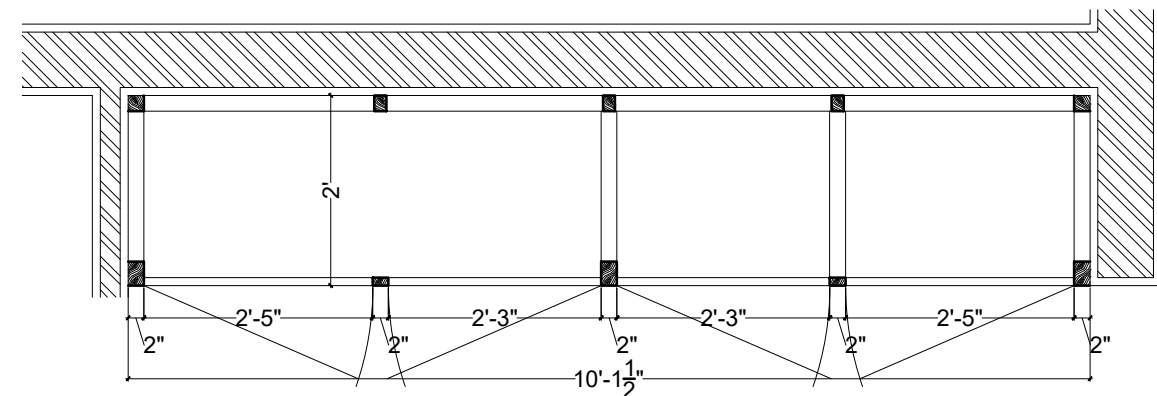
WARDROBE ELEVATION



WARDROBE SECTION



TYPICAL WARDROBE PLAN



TYPICAL WARDROBE PLAN

Project Title:-
FACULTY RESIDENTIAL BLOCK

Client:-
G.I.K INSTITUTE, TOPI

REVISION		
S.NO	DATE	DESCRIPTION

Designed By:-
Bayar Khizar

Drawn By:-
Ehsan

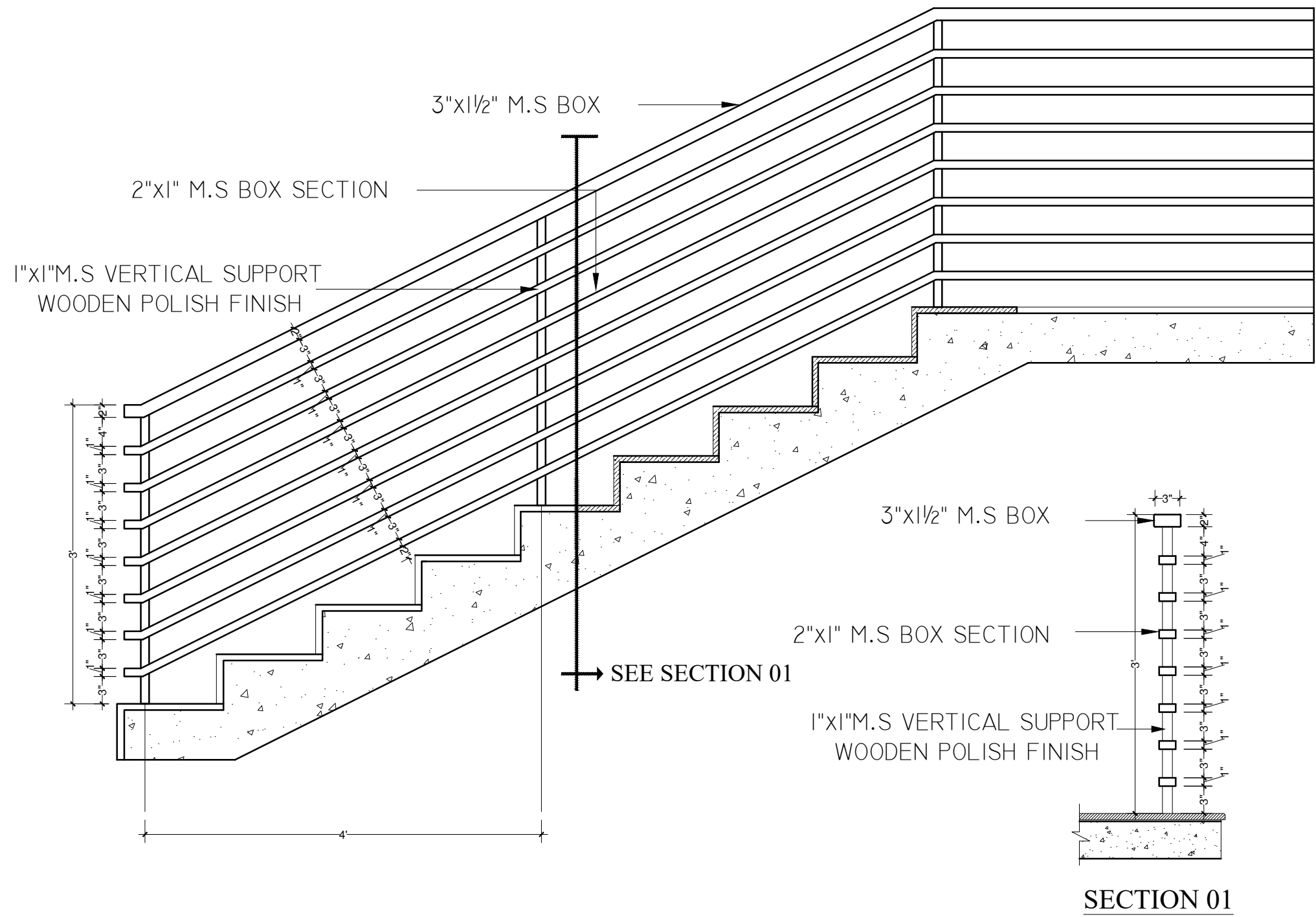
Scale:-
As Shown

Drawing Title:-
TYPICAL DETAIL

Date:-16-12-2025
Drg.No : **A-27**



BAYAR ASSOCIATES
Architects, Engineers And Planners
OFF.NO 85 2ND FLOOR, MOBEE PLAZA
HAIDER ROAD , RAWALPINDI .
PH: 051-5110725, 051-5876126
MOBILE: 0301-5555375
E-MAIL: bayarassociates@yahoo.com



Project Title:-
FACULTY RESIDENTIAL BLOCK

Client:-
G.I.K INSTITUTE, TOPI

REVISION		
S.NO	DATE	DESCRIPTION

Designed By:-
Bayar Khizar

Drawn By:-
Ehsan

Scale:-
 As Shown

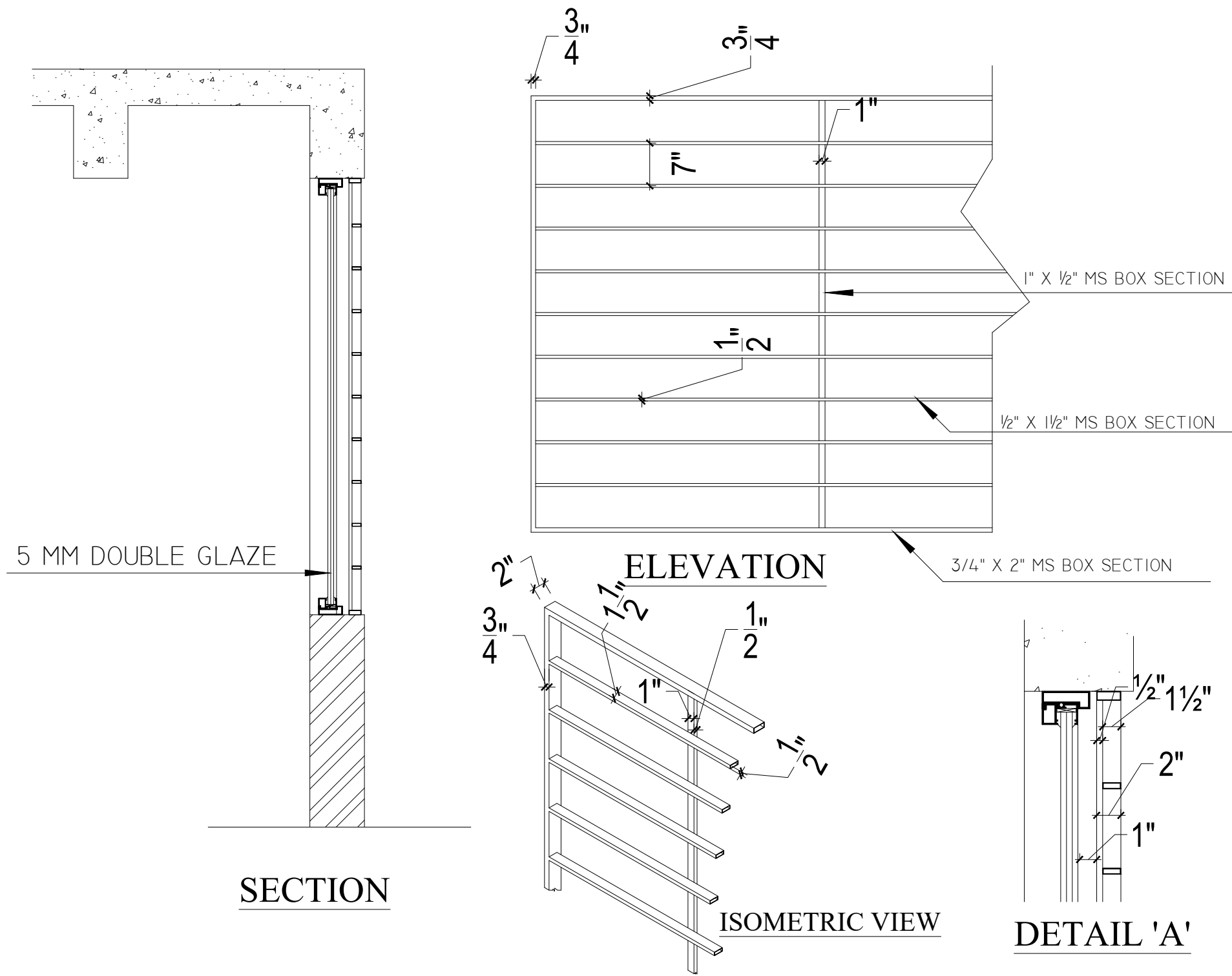
Drawing Title:-
TYPICAL DETAIL

Date:-16-12-2025

Drg.No : **A-28**



BAYAR ASSOCIATES
 Architects, Engineers And Planners
 OFF.NO 85 2ND FLOOR, MOBEE PLAZA
 HAIDER ROAD , RAWALPINDI .
 PH: 051-5110725, 051-5876126
 MOBILE: 0301-5555375
 E-MAIL: bayarassociates@yahoo.com



Project Title:-
FACULTY RESIDENTIAL BLOCK

Client:-
G.I.K INSTITUTE, TOPI

REVISION		
S.NO	DATE	DESCRIPTION

Designed By:-
Bayar Khizar


Drawn By:-
Ehsan

Scale:-
 As Shown

Drawing Title:-
TYPICAL DETAIL

Date:-16-12-2025

Drg.No : **A-29**



BAYAR ASSOCIATES
 Architects, Engineers And Planners
 OFF.NO 85 2ND FLOOR, MOBEE PLAZA
 HAIDER ROAD , RAWALPINDI .
 PH: 051-5110725, 051-5876126
 MOBILE: 0301-5555375
 E-MAIL: bayarassociates@yahoo.com

CONSTRUCTION DRAWINGS
OF
FACULTY RESIDENTIAL BLOCK
G.I.K INSTITUTE, TOPI



STRUCTURAL DRAWINGS

*STRUCTURAL CONSULTANT:-
Engr Sher Muhammad Awan
H. No. 32, Street No.07, Sector-D,
Phase-II, DHA, Islamabad.
Cell # 0321-5205201*

GENERAL NOTES

1. READ ALL DRAWINGS IN CONJUNCTION WITH ARCHITECTURAL, CIVIL, MECHANICAL, ELECTRICAL & ANY OTHER RELEVANT DRAWINGS.
2. NOTES , GIVEN IN THE DRAWING ARE APPLICABLE TO ALL DRAWINGS UNLESS MENTIONED OTHER WISE, NOTES WRITTEN ON A DRAWING, SHALL BE APPLICABLE TO THAT PARTICULAR DRAWING ONLY UNLESS OTHERWISE CROSS-REFERED.
3. ALL MATERIALS AND WORKMANSHIP SHALL CONFORM TO THE SPECIFICATION OF THE CONTRACT DOCUMENTS, IN ABSENCE OF ANY SPECIFICATION , ALL MATERIAL AND WORKMANSHIP SHALL CONFORM TO RELEVANT ACI CODES AND SHALL BE SUBJECTED TO APPROVAL OF THE ENGINEER.
4. THE CONTRACTOR SHALL BE RESPONSIBLE FOR THE SAFETY OF THE STRUCTURE DURING CONSTRUCTION. HE SHALL ALSO VERIFY ALL DIMENSIONS AND LEVELS BEFORE EXECUTION OF WORK, ANY DISCREPANCY , ERROR OR OMISSION , IF FOUND, SHALL BE BROUGHT TO THE NOTICE OF THE ENGINEER FOR CORRECTION AND APPROVAL.
5. ALL LEVELS AND DIMENSIONS ARE IN FEET & INCHES UNLESS OTHERWISE NOTED.
6. FIGURED DIMENSIONS ARE TO BE FOLLOWED.

DESIGN LOADS

1. STRUCTURAL DESIGN IS BASED ON THE AMERICAN CONCRETE INSTITUTE'S BUILDING CODE REQUIREMENTS FOR STRUCTURAL CONCRETE (ACI 318-08). LOADING IS IN ACCORDANCE TO UBC-97 (SEISMIC LOADS FOR ZONE- 2B)

REINFORCED CONCRETE / PLAIN CONCRETE WORKS

- 1- CONCRETE FOR ALL ELEMENTS WILL BE OF 3000 PSI CLYNDRICAL STRENGTH AT 28 DAYS.
- 2- BLINDING PLAIN CONCRETE SHALL BE OF 1500 PSI CYLINDRICAL STRENGTH AT 28 DAYS.

REINFORCING STEEL:-

- 1- ALL REINFORCEMENT SHALL BE DEFORMED BARS GRADE 60 WITH A MINIMUM YIELD STRENGTH OF 60,000 psi CONFORMING TO ASTM A 615.
- 2- PROVIDE BAR SUPPORTS OR SPACERS TO GIVE THE FOLLOWING CONCRETE COVER TO ALL REINFORCEMENT UNLESS NOTED OTHERWISE ON DRAWINGS. (COVER IS THE CLEAR DISTANCE FROM THE CONCRETE SURFACE TO THE NEAREST EDGE OF ANY REINFORCEMENT)

ELEMENT	TOP	BOTTOM	SIDES
SLABS	3/4"	3/4"	-
BEAMS	1 1/2"	1 1/2"	1 1/2"
COLUMNS	-	-	1 1/2"
WALLS	-	-	1 1/2"
RETAINING WALLS	-	-	2"
FOOTINGS/RAFT	2"	2"	2"


3. USE # 3 BINDING BARS AT 12" C/C FOR TOP REBARS.
4. WHERE NOT INDICATED POSITIVE (+) REINFORCEMENT TO BE CURTAILED AT L/8 OF CLEAR SPAN FROM THE EDGE OF THE SUPPORTING BEAM. NEGATIVE (-) REINFORCEMENT TO EXTEND 0.33L (0.33xLARGER OF THE CLEAR SPANS) ON EITHER SIDES OF THE SUPPORTING BEAM TO BE MEASURED FROM EDGE OF CONTINUOUS BEAM AND 0.25L FOR EDGE BEAM.
5. BARS SHOWN STAGGERED ON PLAN SHALL BE PLACED ALTERNATELY.
6. BARS SHOULD BE EVENLY DISTRIBUTED OVER THE EXTENT INDICATED, UNLESS NOTED OTHERWISE ON PLAN. DISTRIBUTION REINFORCEMENT AT RIGHT ANGLE TO MAIN REINFORCEMENT SHALL BE AS SHOWN BELOW, THE MAIN REINFORCEMENT SHALL NOT BE LESS THAN DISTRIBUTION REINFORCEMENT.

SLAB THICKNESS	DISTRIBUTION REINFORCEMENT
5"	# 3@10"c/c
6"	# 3@9"c/c
7"	# 3@8"c/c
8"	# 3@7"c/c
10"	# 4@10"c/c
12"	# 4@8"c/c
14"	# 4@7"c/c

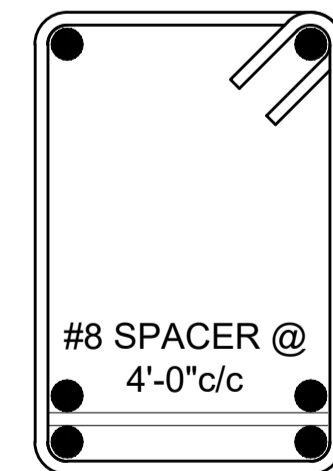
- 7- FOR EVERY 12 FEET, 1/2" PRE CAMBER SHALL BE PROVIDED IN CENTER OF FORMWORK FOR SLAB & BEAMS
- 8- WALL MARKED WITH 'X' WILL BE RAISED FROM F.L AND LEFT 12" BELOW FROM SOFT OF SLAB AND WILL BE COMPLETED AFTER REMOVAL OF SHUTTERING.

FOUNDATION:-

- 1- THE FOUNDATIONS HAS BEEN DESIGNED FOR 1.20 TSF SAFE BEARING CAPACITY OF SOIL AS RECOMMENDED IN GEOTECH REPORT.
- 2- THE BEARING CAPACITY TO BE CHECKED AT SITE BEFORE EXECUTION AND IN CASE OF ANY VARIATION, THIS OFFICE SHOULD BE IMMEDIATELY INFORMED FOR REDESIGNING OF FOUNDATION.



TYPICAL DETAIL OF STIRRUP/TIE



TYPICAL SECTION OF BEAM SHOWING SPACERS

TABLE I-A : LAP LENGTHS FOR BARS IN TENSION

LOCATION	fc' = 3000 psi fy = 60000 psi	
	LAP LENGTH	
	#6 & SMALLER	#7 & LARGER
BOTTOM BARS	58db	72db
TOP BARS *	74db	93db
COLUMNS/WALLS VERTICAL BARS	58db	72db

TABLE I-B : LAP LENGTHS FOR BARS IN TENSION

LOCATION	fc' = 4000 psi fy = 60000 psi	
	LAP LENGTH	
	#6 & SMALLER	#7 & LARGER
BOTTOM BARS	50db	62db
TOP BARS *	64db	80db
COLUMNS/WALLS VERTICAL BARS	50db	62db

TABLE II: STANDARD HOOKS TO MAIN BARS

BAR SIZE	INTERNAL BEND DIAMETER D (IN.)	180° HOOK		90° HOOK
		A (IN.)	J (IN.)	A (IN.)
#3	2 1/4"	5"	3"	6"
#4	3"	6"	4"	8"
#5	3 3/4"	7"	5"	10"
#6	4 1/2"	8"	6"	1'-0"
#7	5 1/4"	10"	7"	1'-2"
#8	6"	11"	8"	1'-4"
#9	9 1/2"	1'-3"	11 3/4"	1'-7"
#10	10 3/4"	1'-5"	1'-1 1/4"	1'-10"

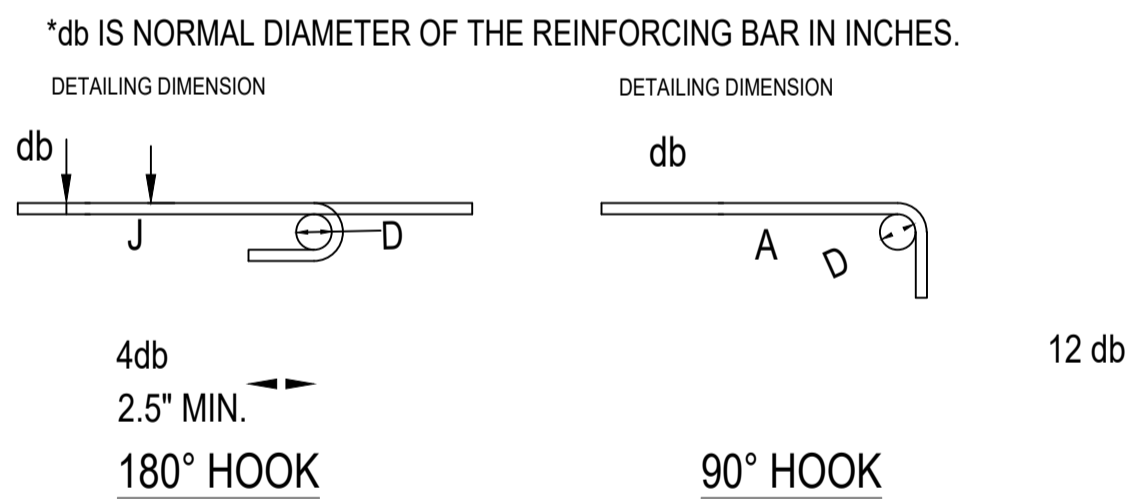
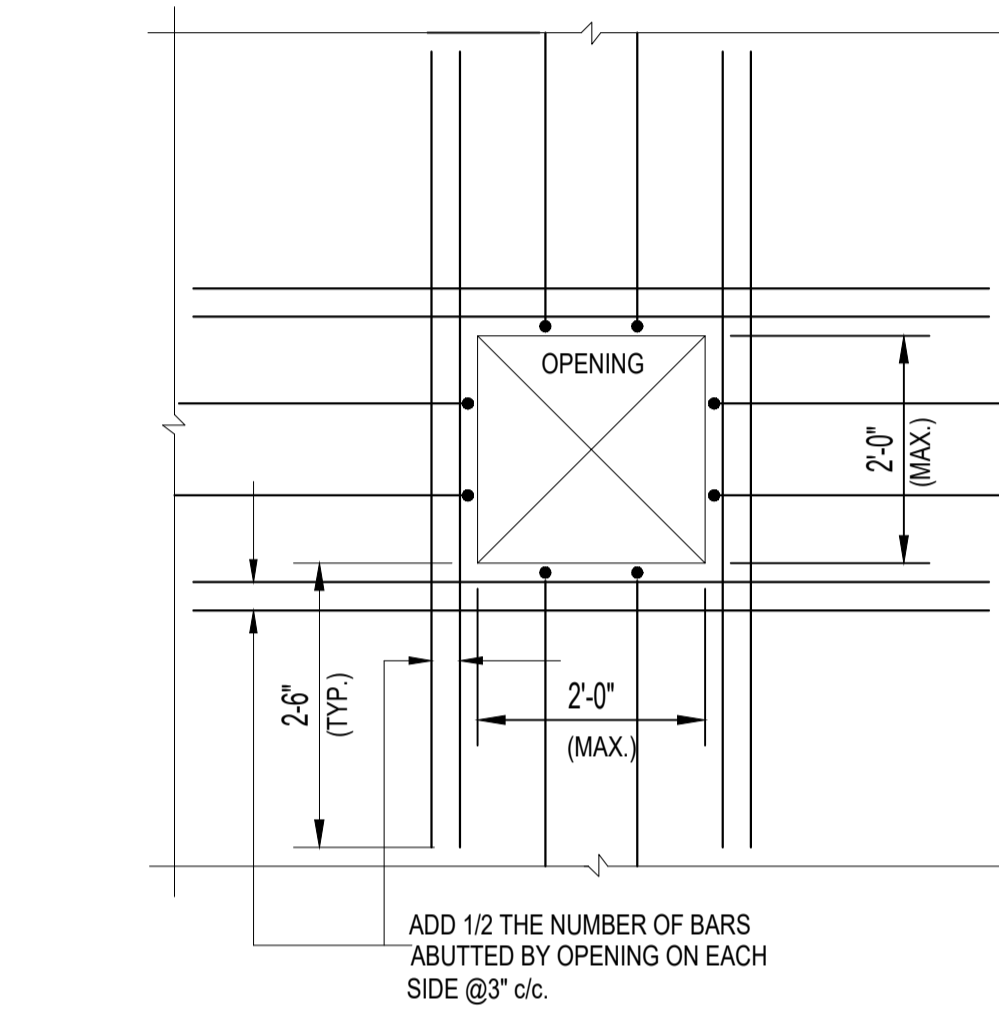
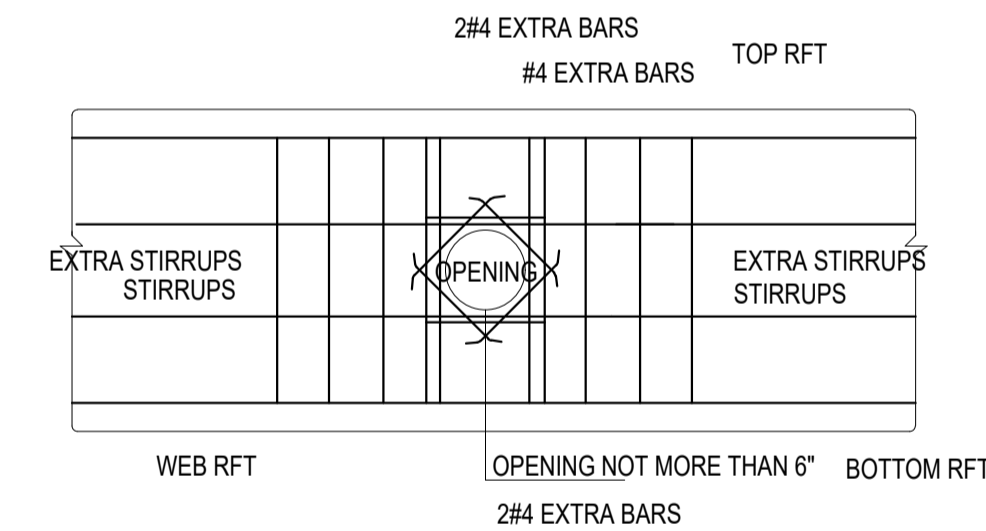


TABLE III: STANDARD HOOKS TO STIRRUPS AND TIES

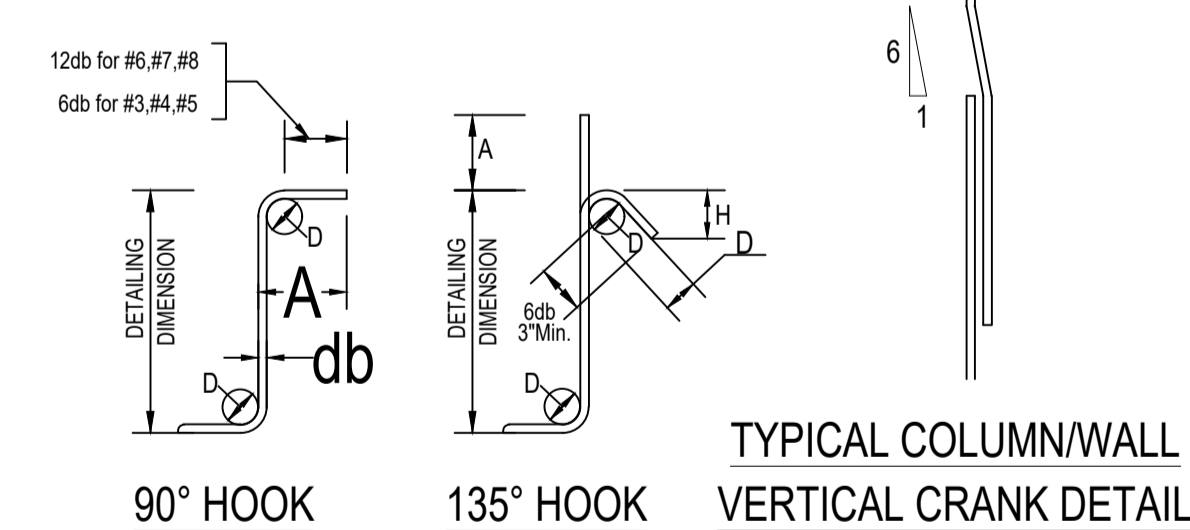
BAR SIZE	INTERNAL BEND DIAMETER D (IN.)	90° HOOK		135° HOOK
		A	A	H (APPROX.)
#3	1 1/2"	4"	4 1/4"	3"
#4	2"	4 1/2"	4 1/2"	3"
#5	2 1/2"	6"	5 1/2"	3 3/4"



TYPICAL DETAIL AT SLAB OPENING (UNLESS NOTED OTHERWISE ON PLAN)



TYPICAL DETAIL AT BEAM OPENING

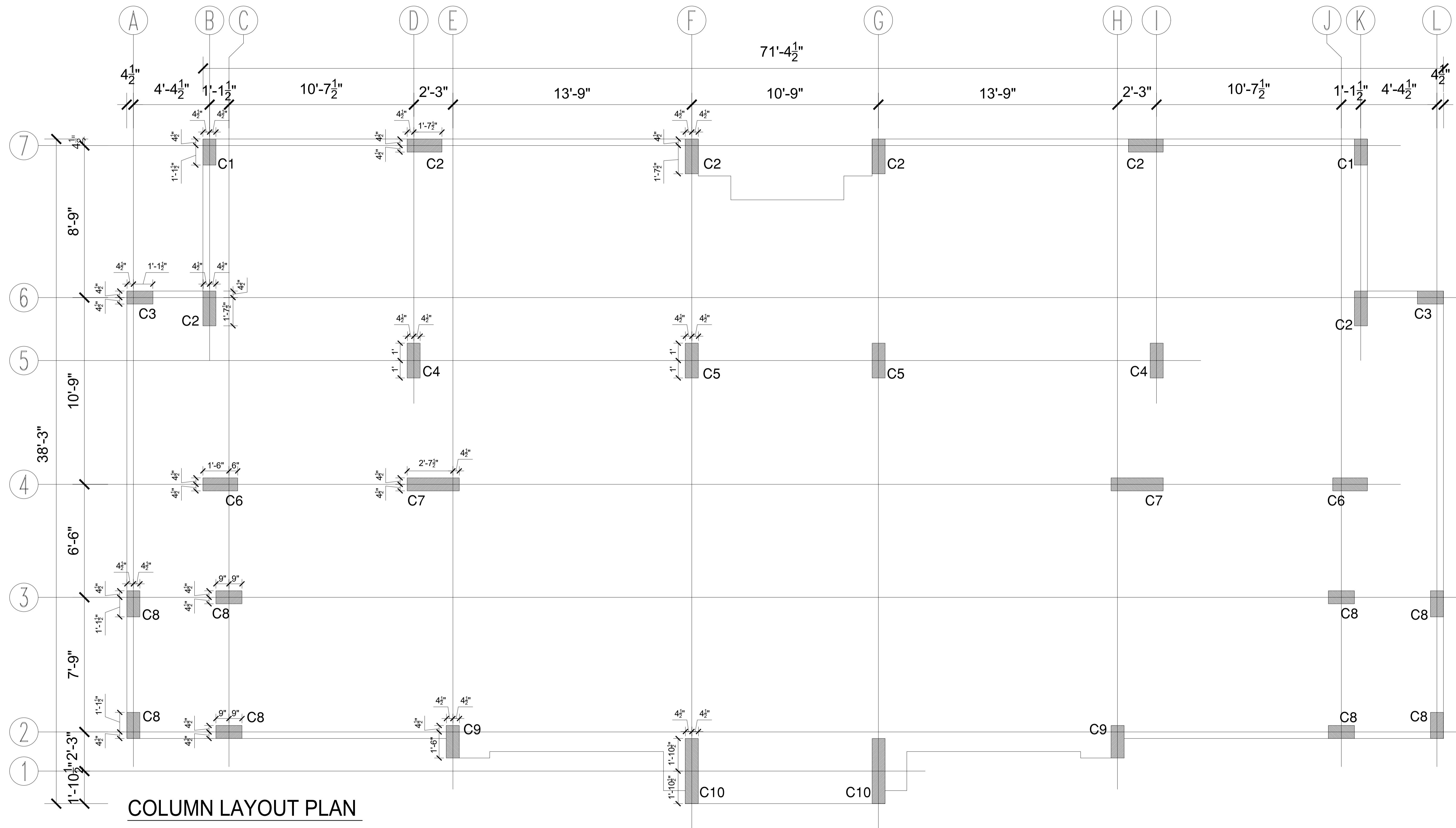


TYPICAL COLUMN/WALL VERTICAL CRANK DETAIL

CONCRETE CONSTRUCTION

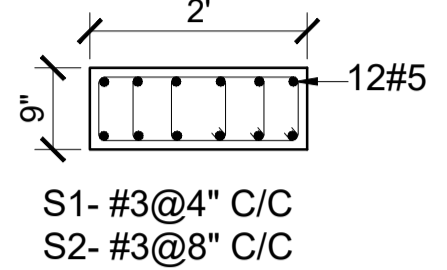
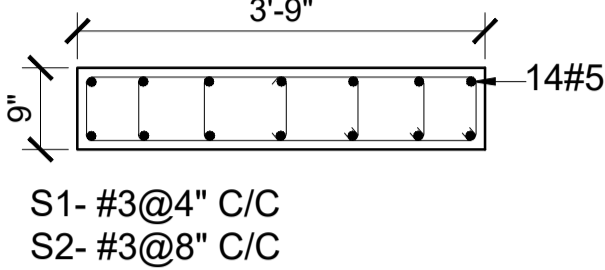
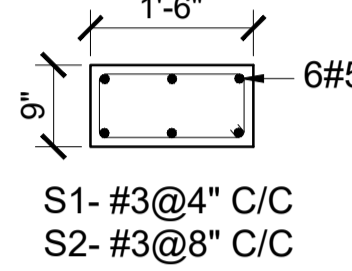
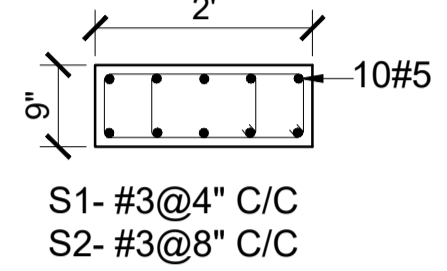
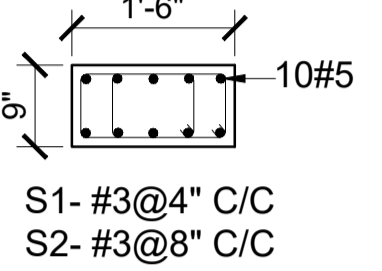
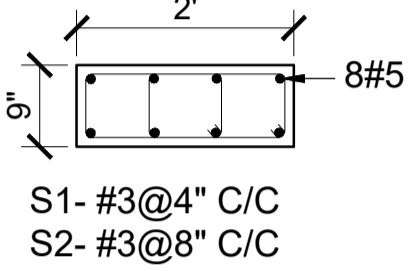
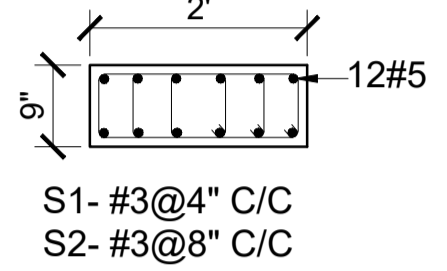
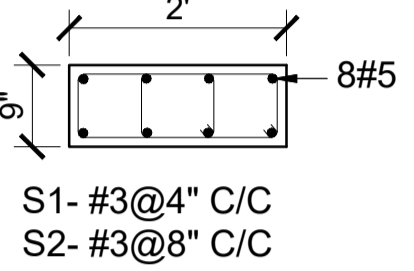
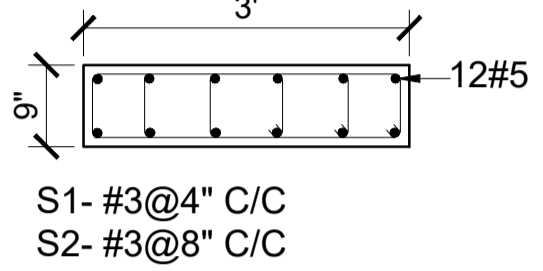
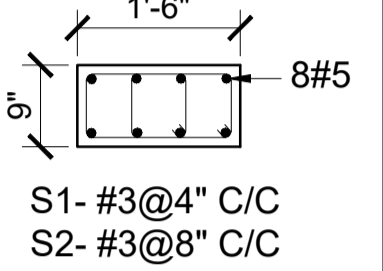
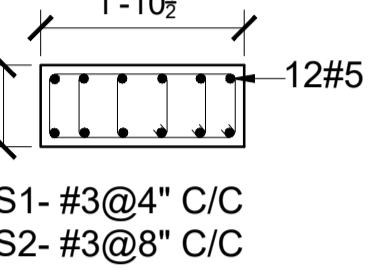
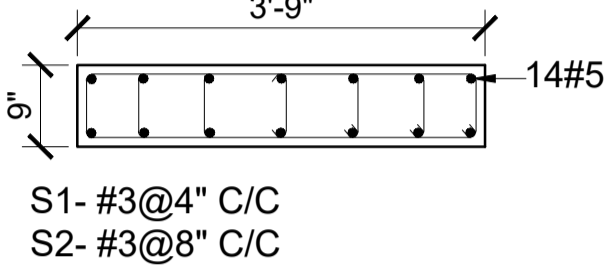
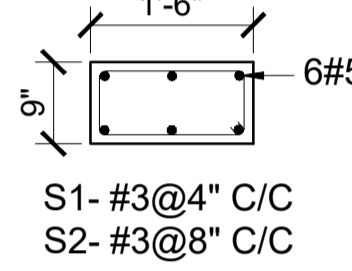
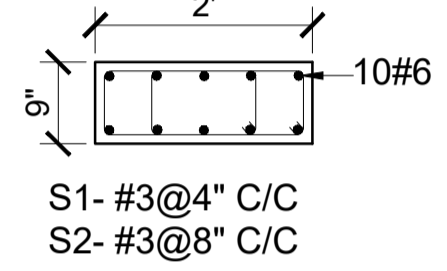
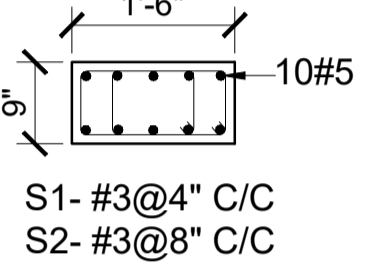
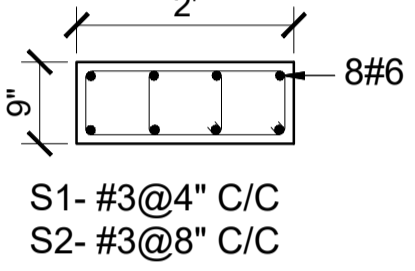
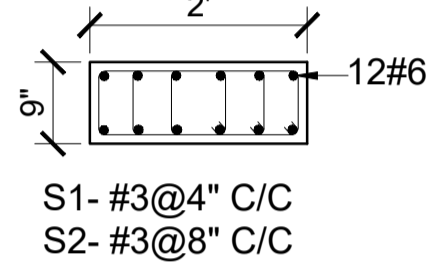
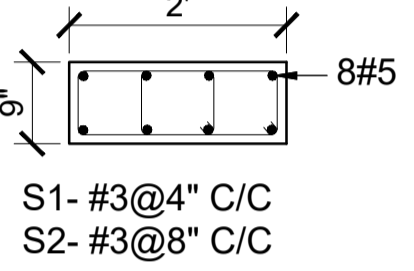
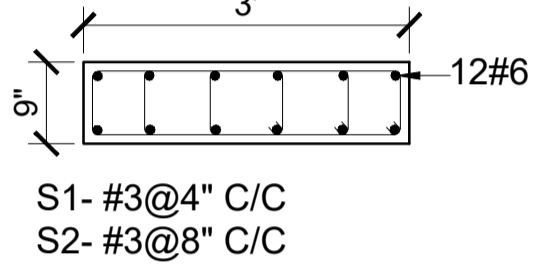
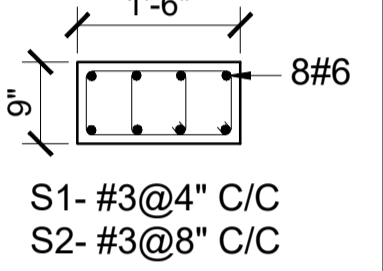
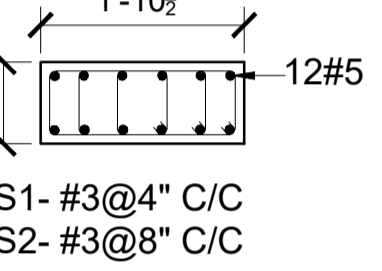
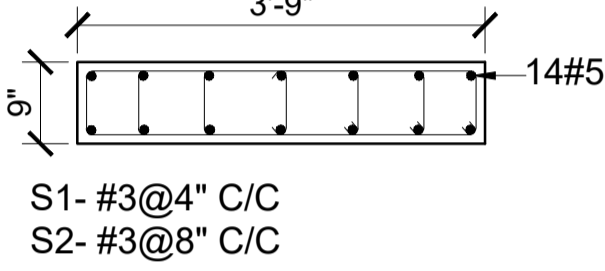
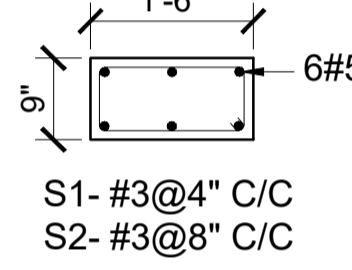
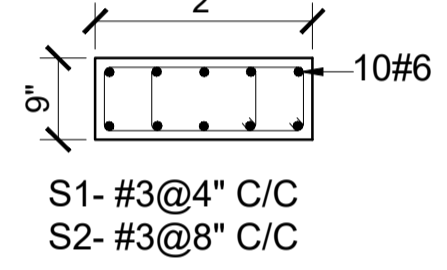
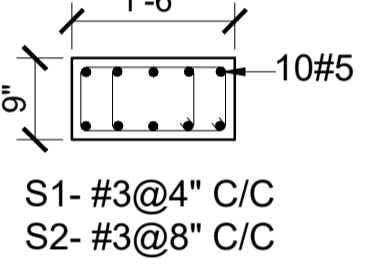
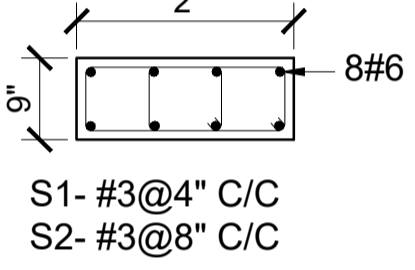
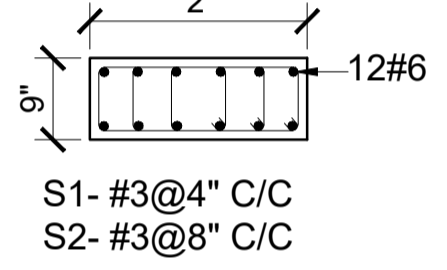
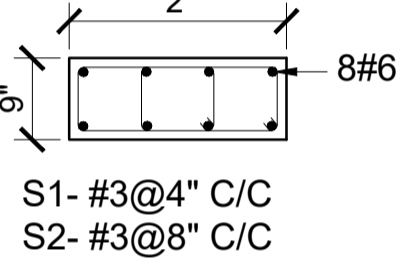
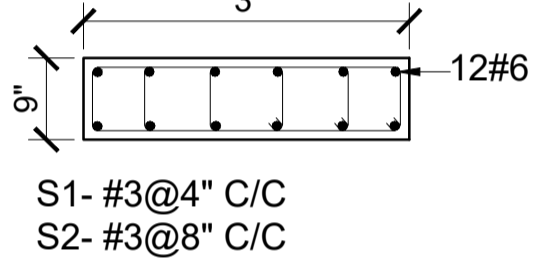
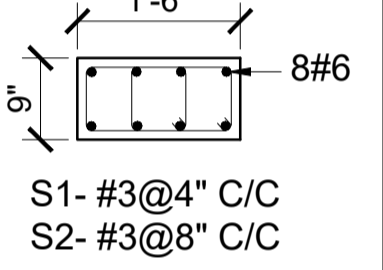
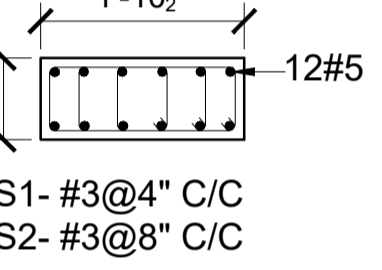
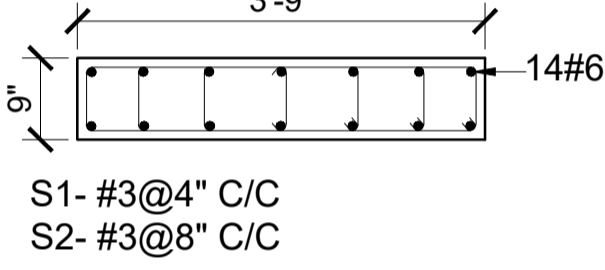
1. ALL STRUCTURAL SURFACES, AGAINST WHICH EARTH IS TO BE FILLED, SHALL BE COATED WITH TWO COATS OF HOT BITUMEN 10/20 GRADE AT THE RATE OF 0.4 Lbs/Sft/Coat OVER SURFACES AND 5% PADLO TO BE ADDED IN 3/4" PCC PLASTER.

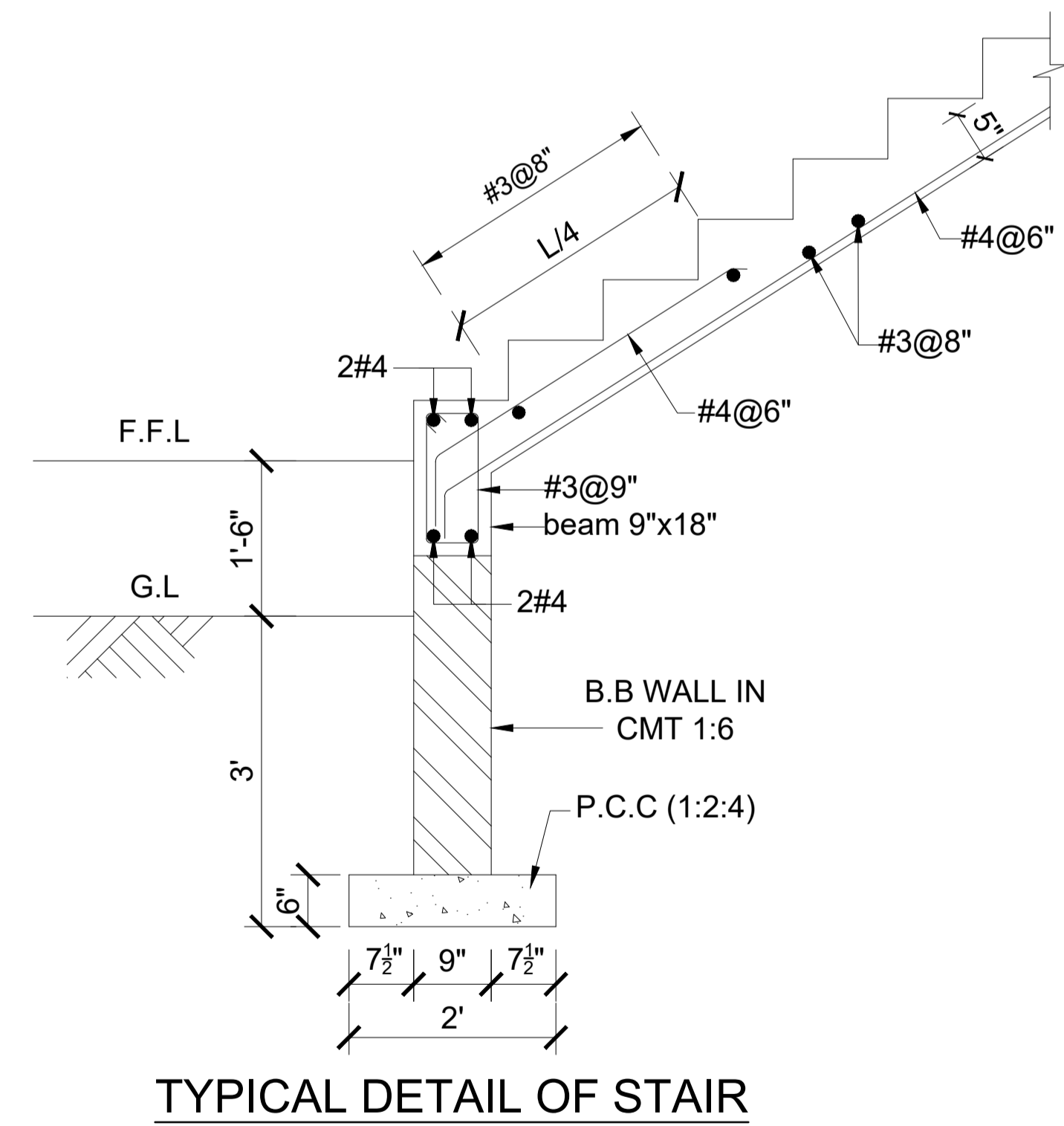
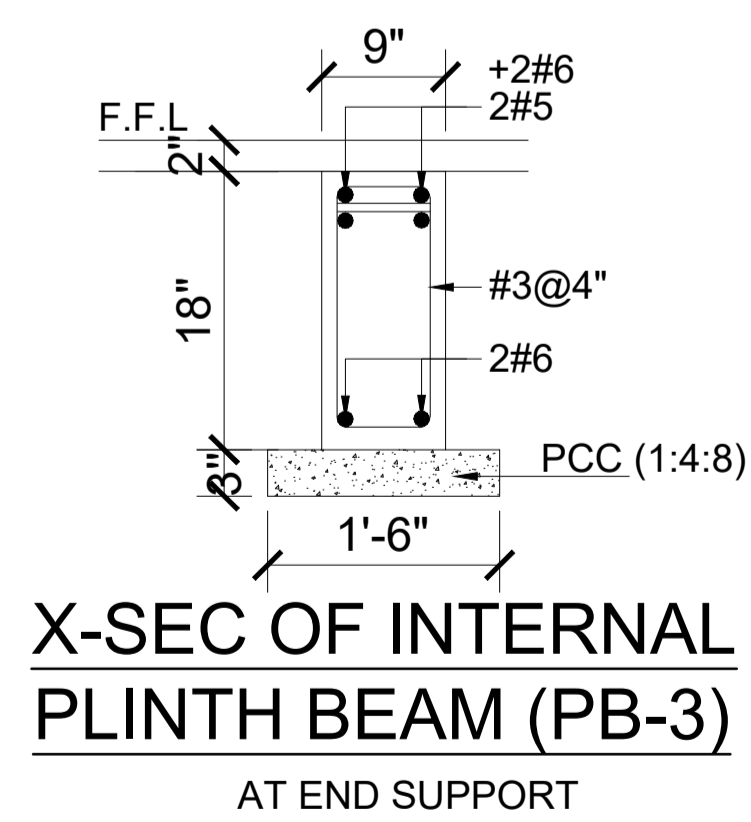
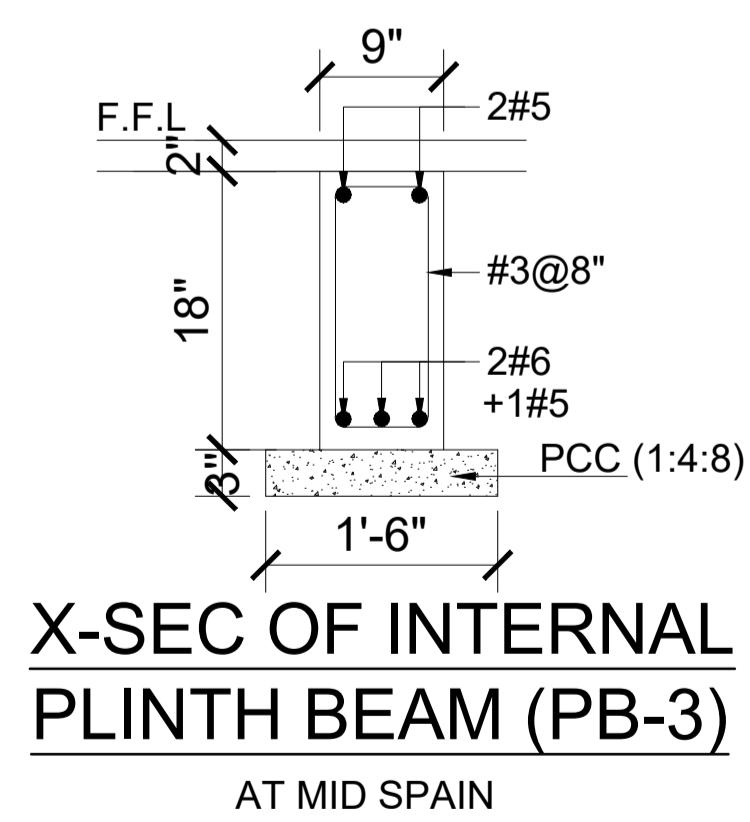
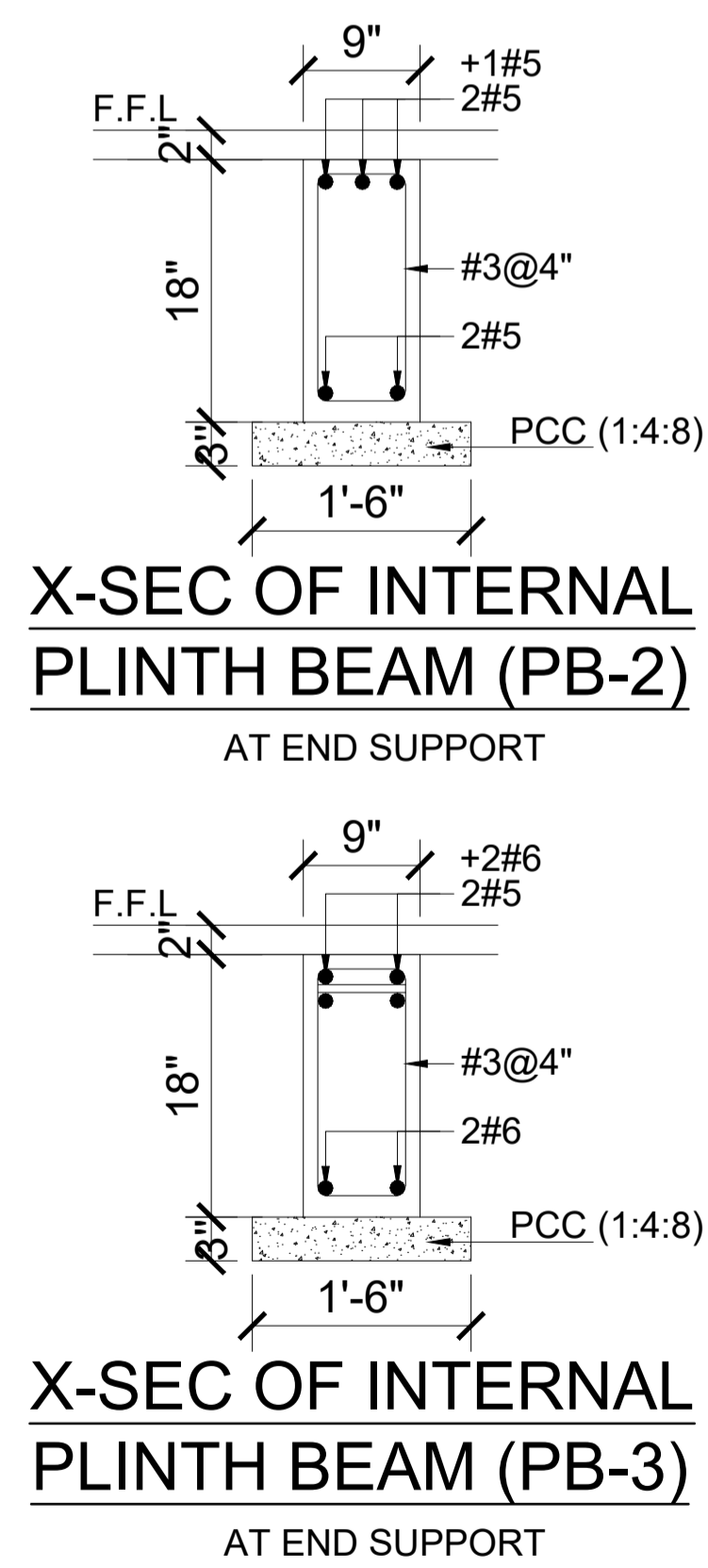
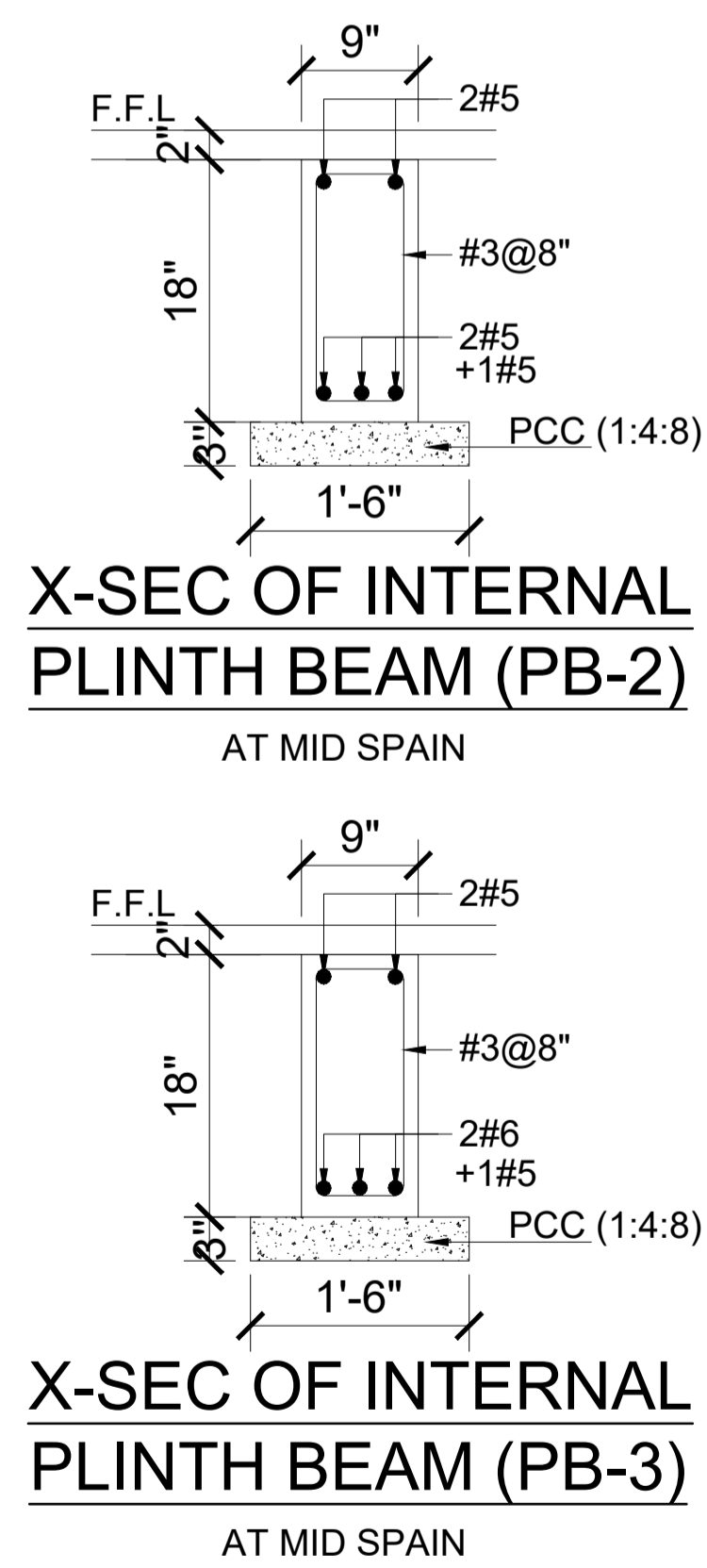
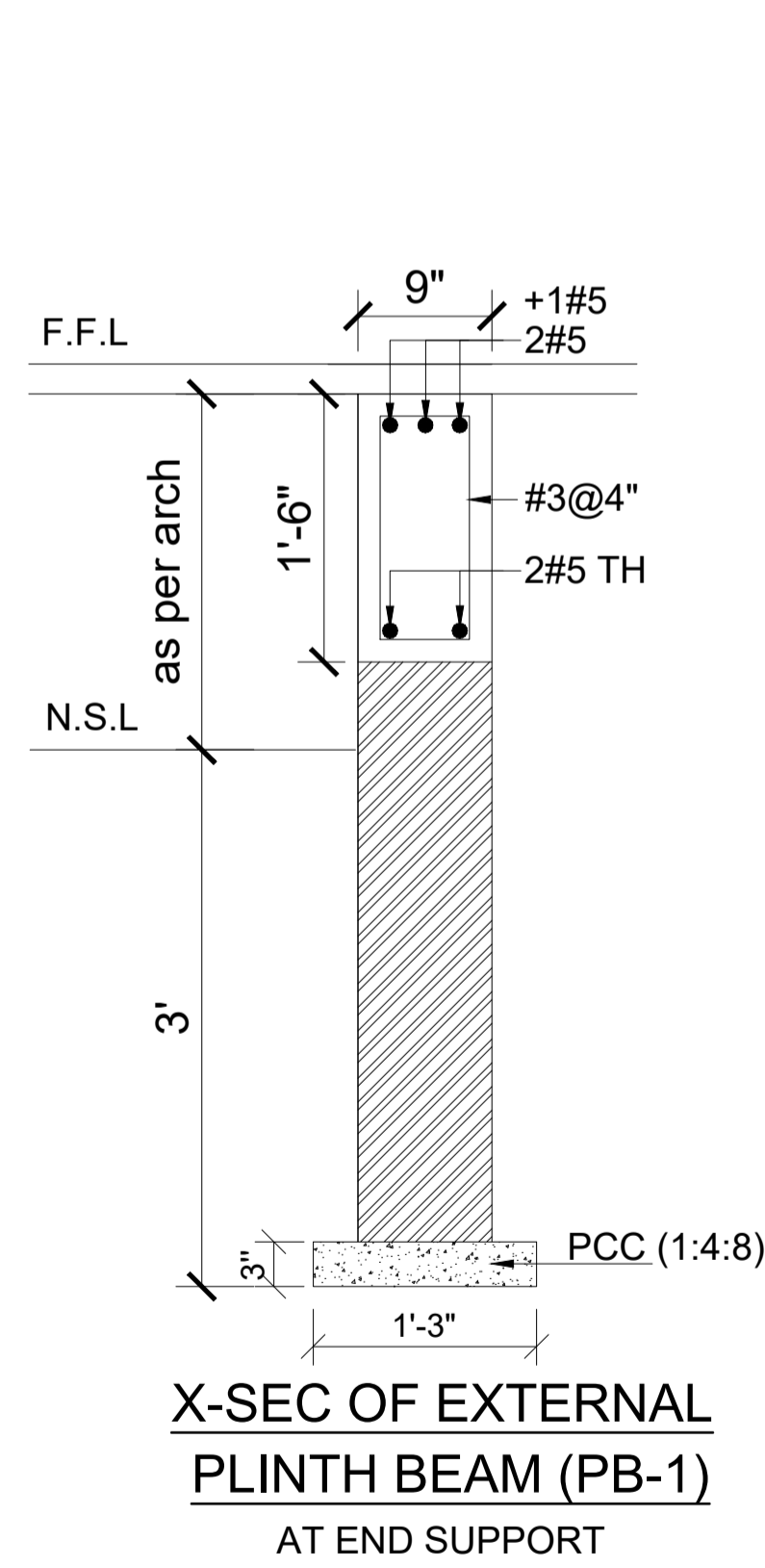
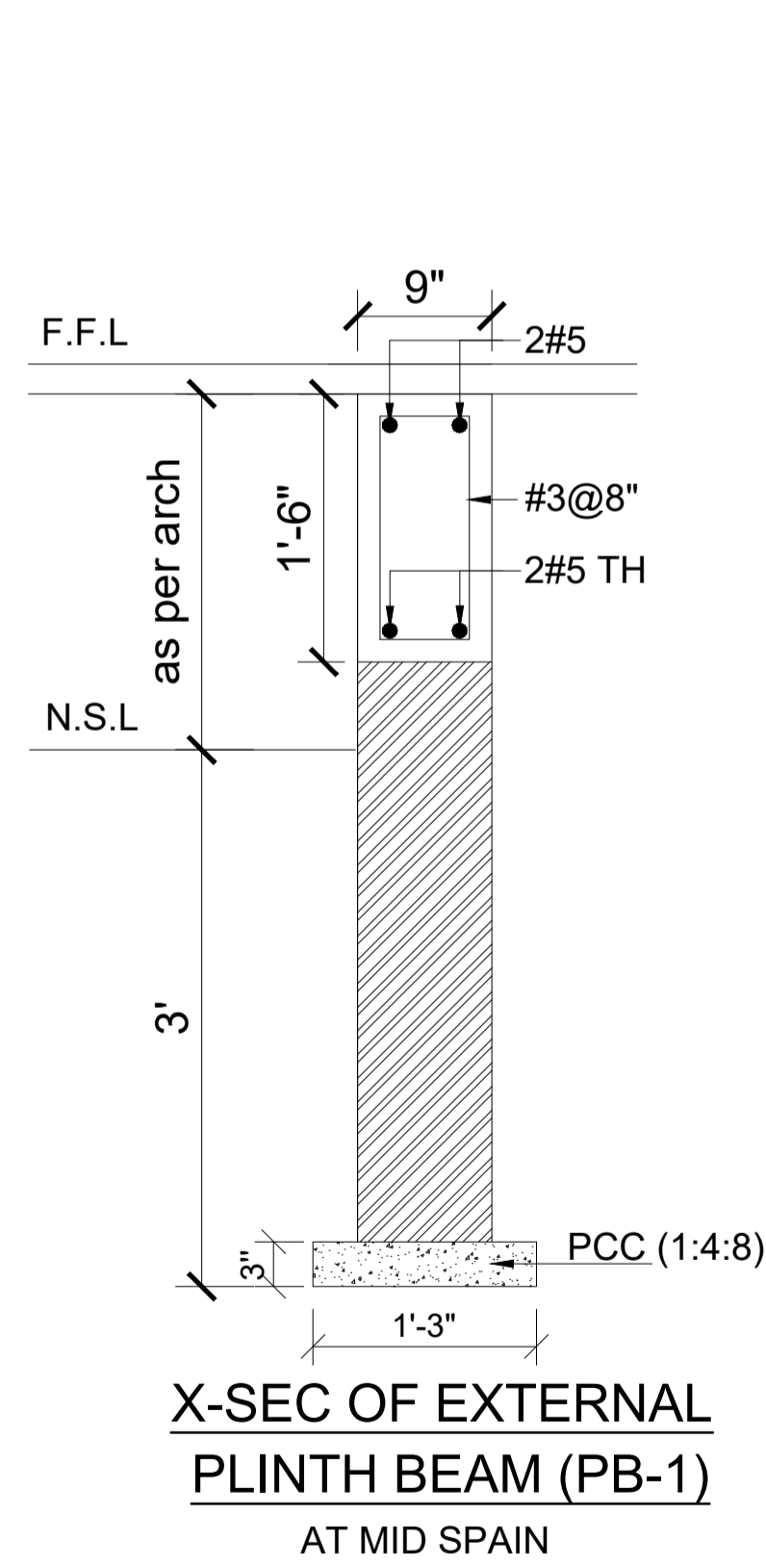
						CLIENT:-	ARCHITECT:-	SCALE:-	SHEET SIZE:-	PROJECT:-	STRUCTURAL CONSULTANT:-	
						GIK INSTITUTE SWABI	S.A Khan	AS SHOWN		PROPOSED GIK FACULTY BUILDING	Engr Sher Muhammad Awan H. No. 32, Street No.07, Sector-D, Phase-II, DHA, Islamabad. Cell # 0321-5205201	
								DATE:-	09-12-2025	TITLE:-		GENERAL NOTES
DATE	DESCRIPTION	DRAWN	CHANGED	APPROVED				DRAWING NO:-	S-01	REV:-		



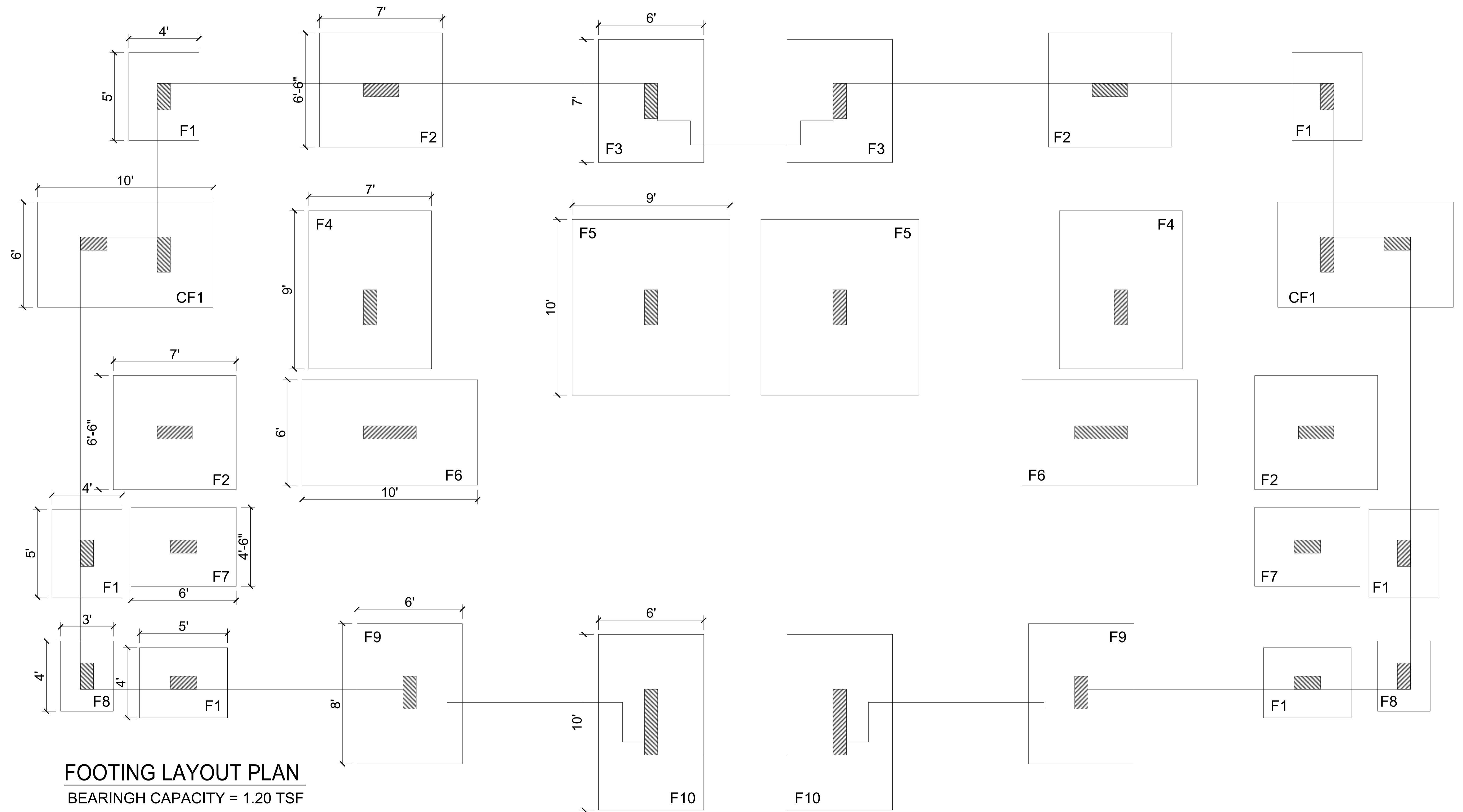
					CLIENT:-	ARCHITECT:-	SCALE:- AS SHOWN	SHEET SIZE:-	PROJECT:- PROPOSED GIK FACULTY BUILDING	STRUCTURAL CONSULTANT:-
					GIK INSTITUTE SWABI		SCALE:-	DATE:- 09-12-2025	TITLE:-	Engr Sher Muhammad Awan H. No. 32, Street No.07, Sector-D, Phase-II, DHA, Islamabad. Cell # 0321-5205201
						DRAWN:- S.A Khan	DRAWING NO:- S-03	REV:-	COLUMN LAYOUT PLAN	
DATE	DESCRIPTION	DRAWN	CHANGED	APPROVED						

SCHEDULE OF COLUMNS

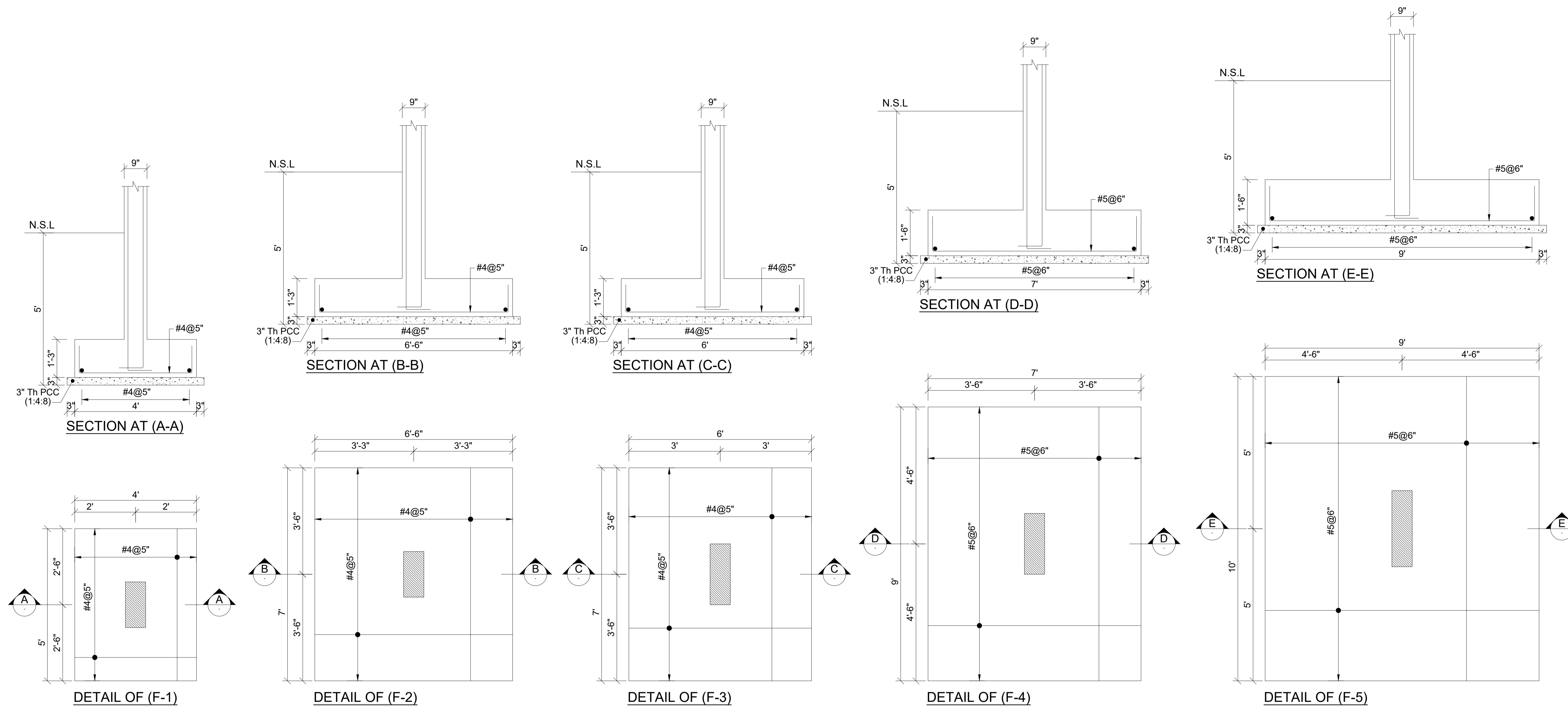
COLUMN TYPES	COL. C-1	COL. C-2	COL. C-3	COL. C-4	COL. C-5	COL. C-6	COL. C-7	COL. C-8	COL. C-9	COL. C-10
TOP ROOF/ MUMTY	-----	-----	-----	-----		-----	-----	-----	-----	
SECOND FLOOR/ TOP ROOF										
FIRST FLOOR/ SECOND FLOOR										
GROUND FLOOR/ FIRST FLOOR										



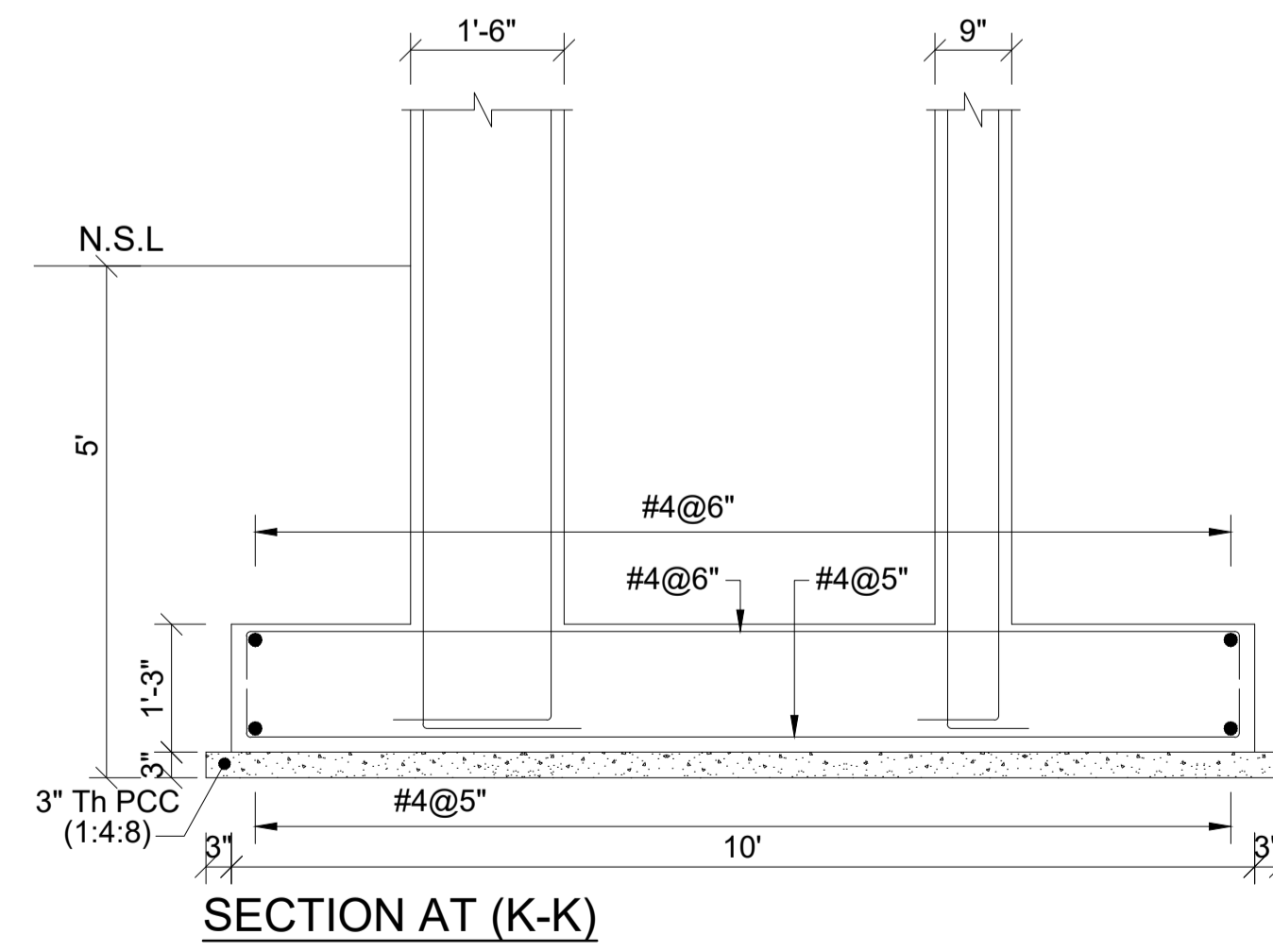
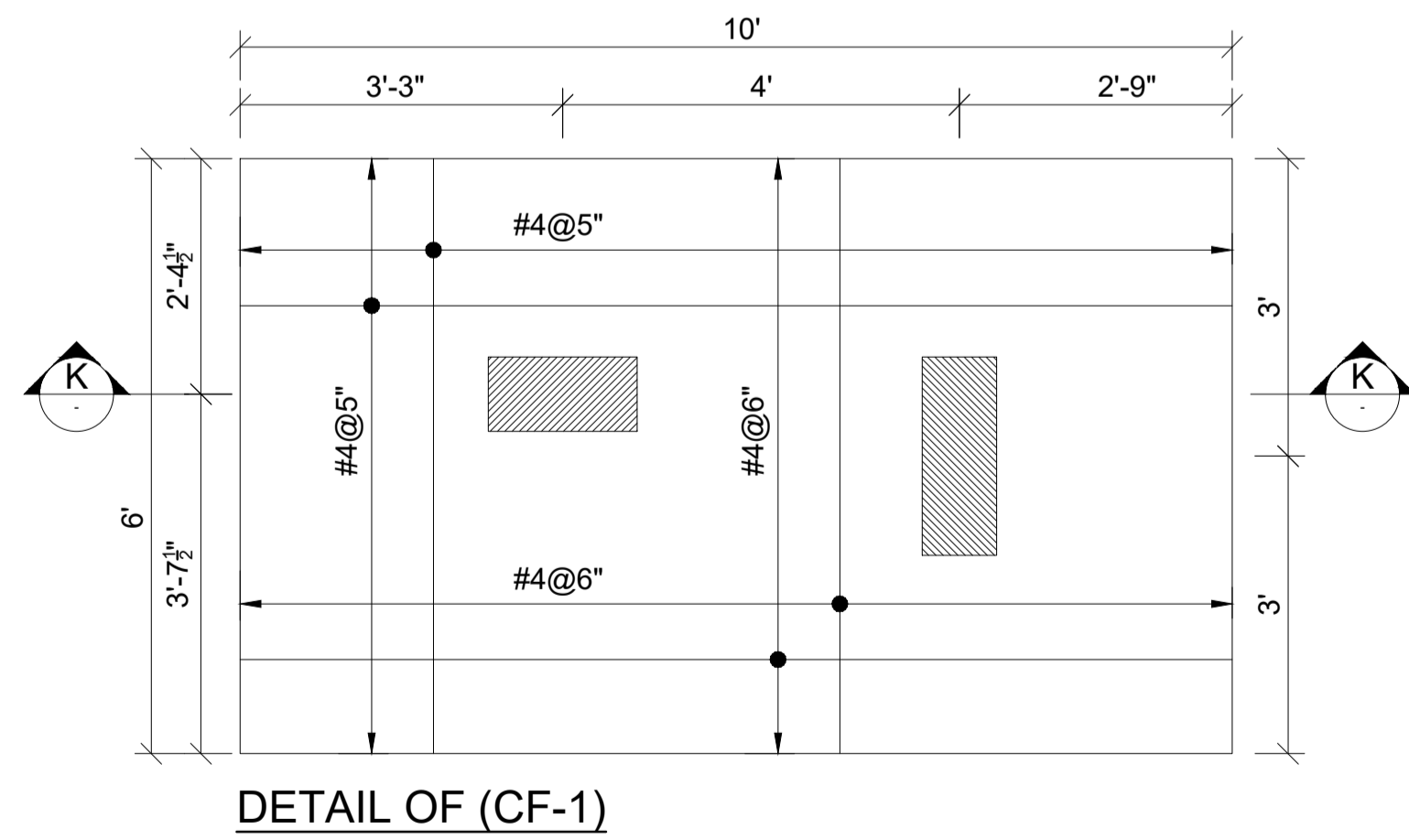
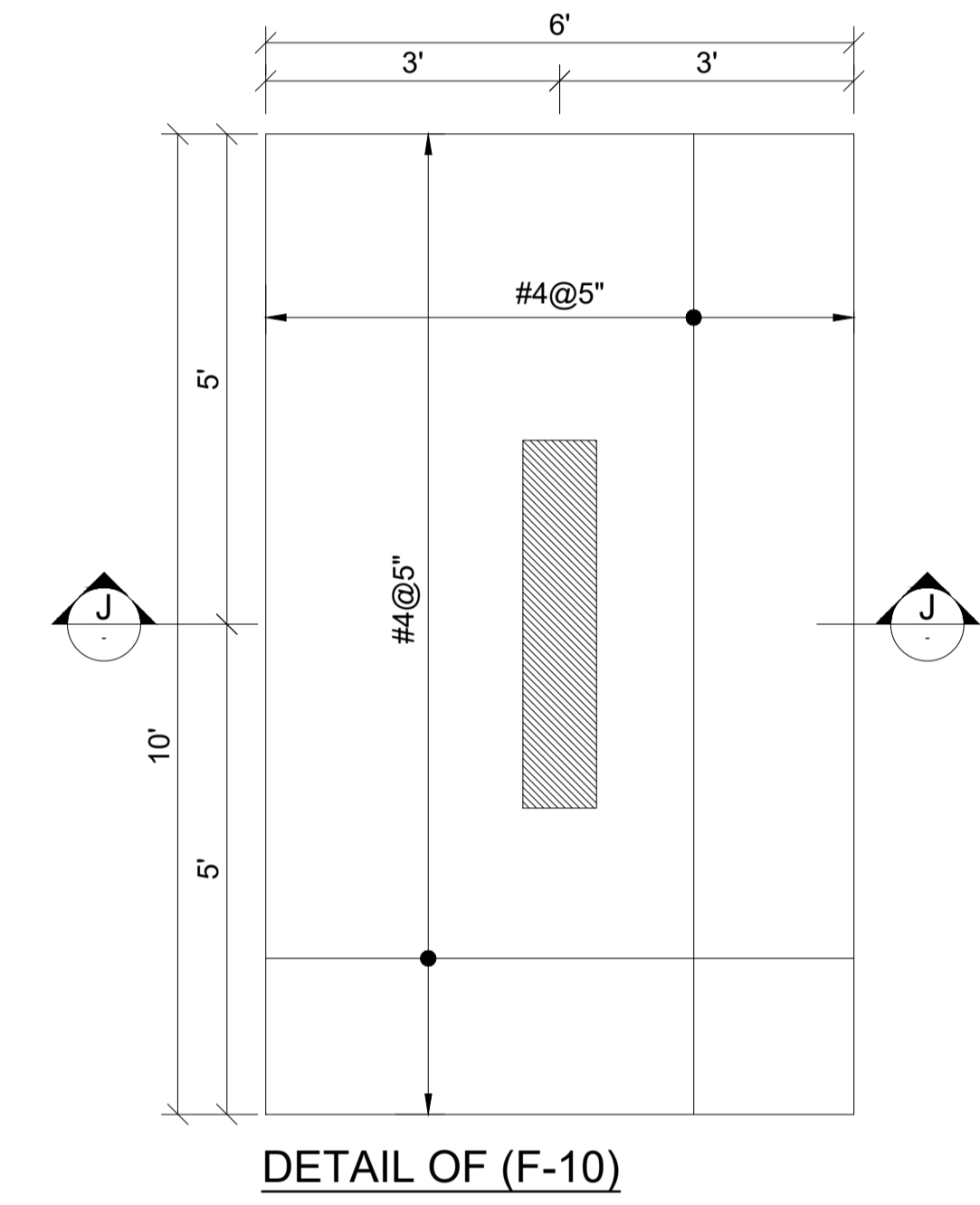
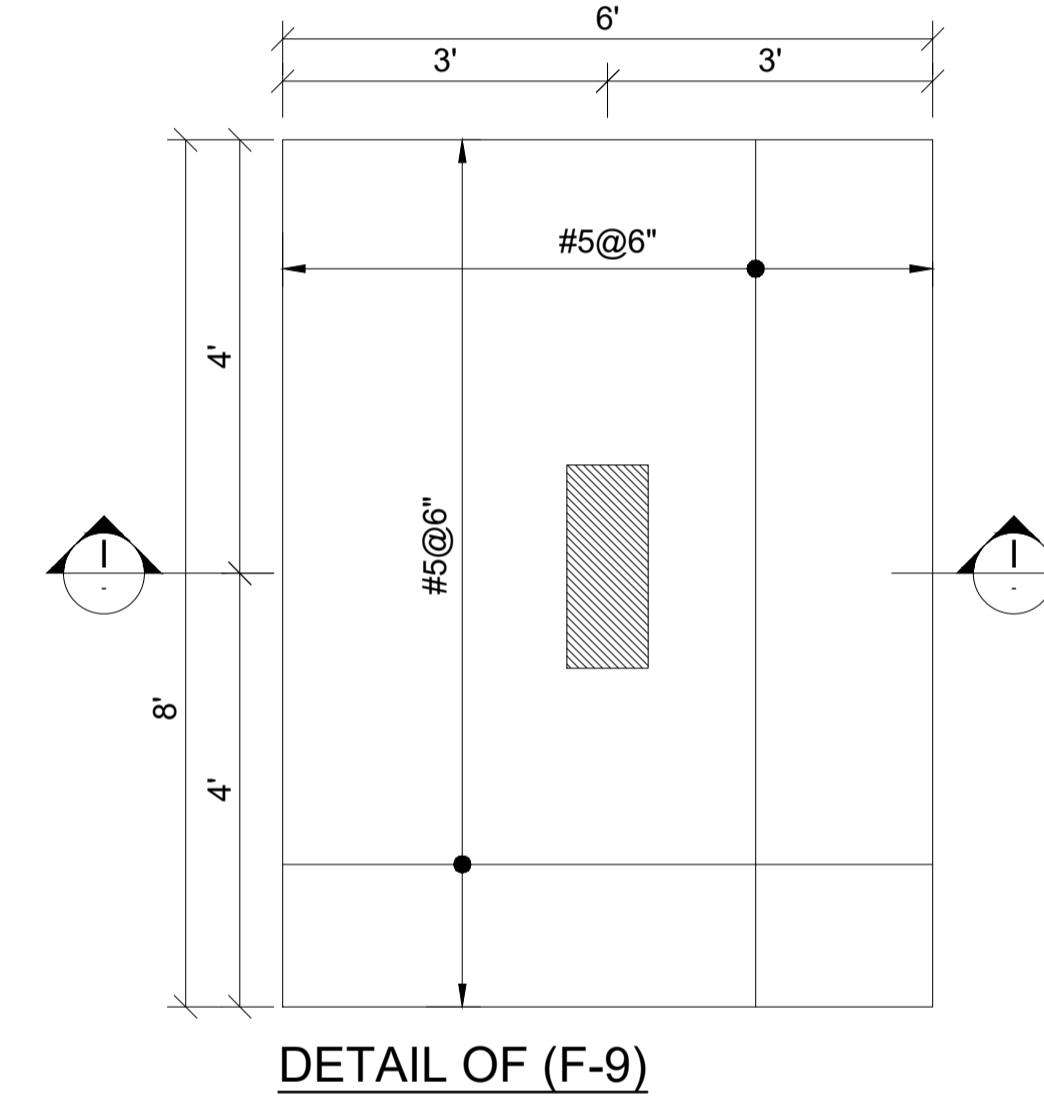
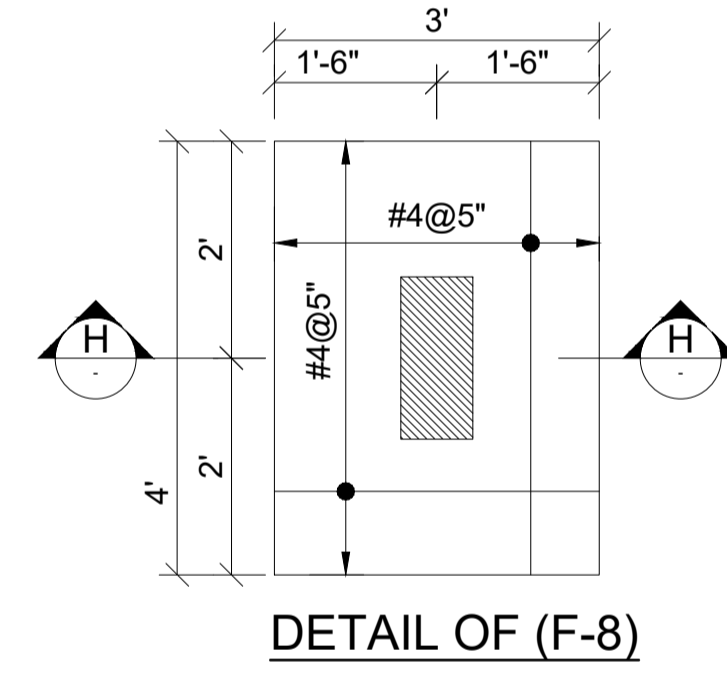
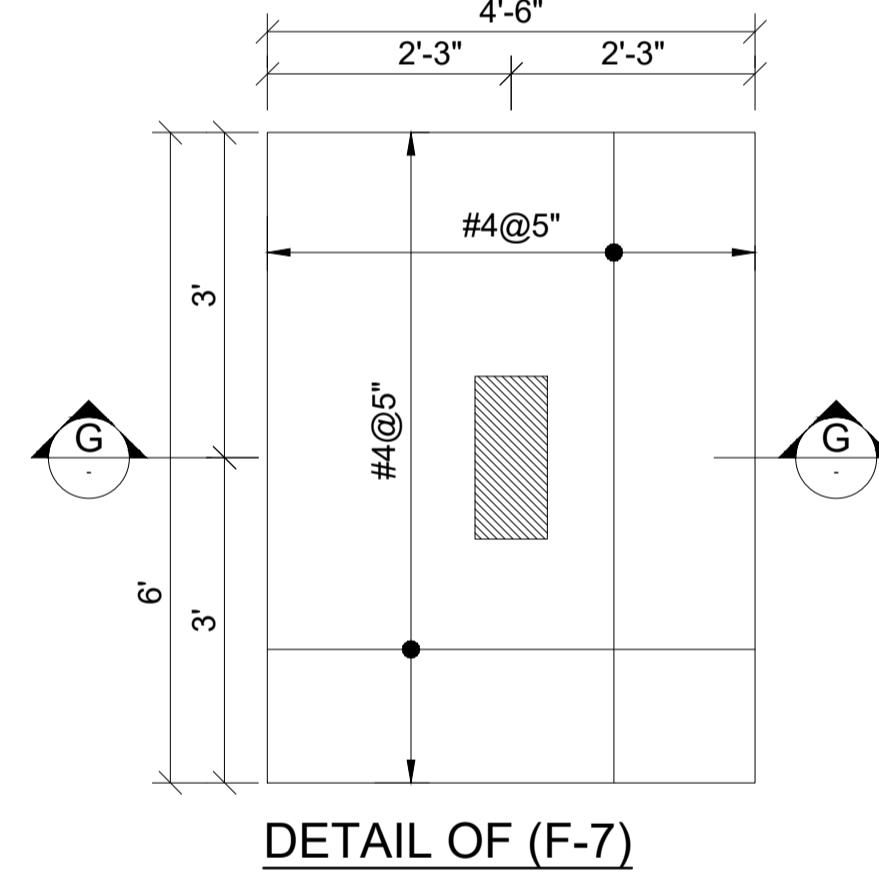
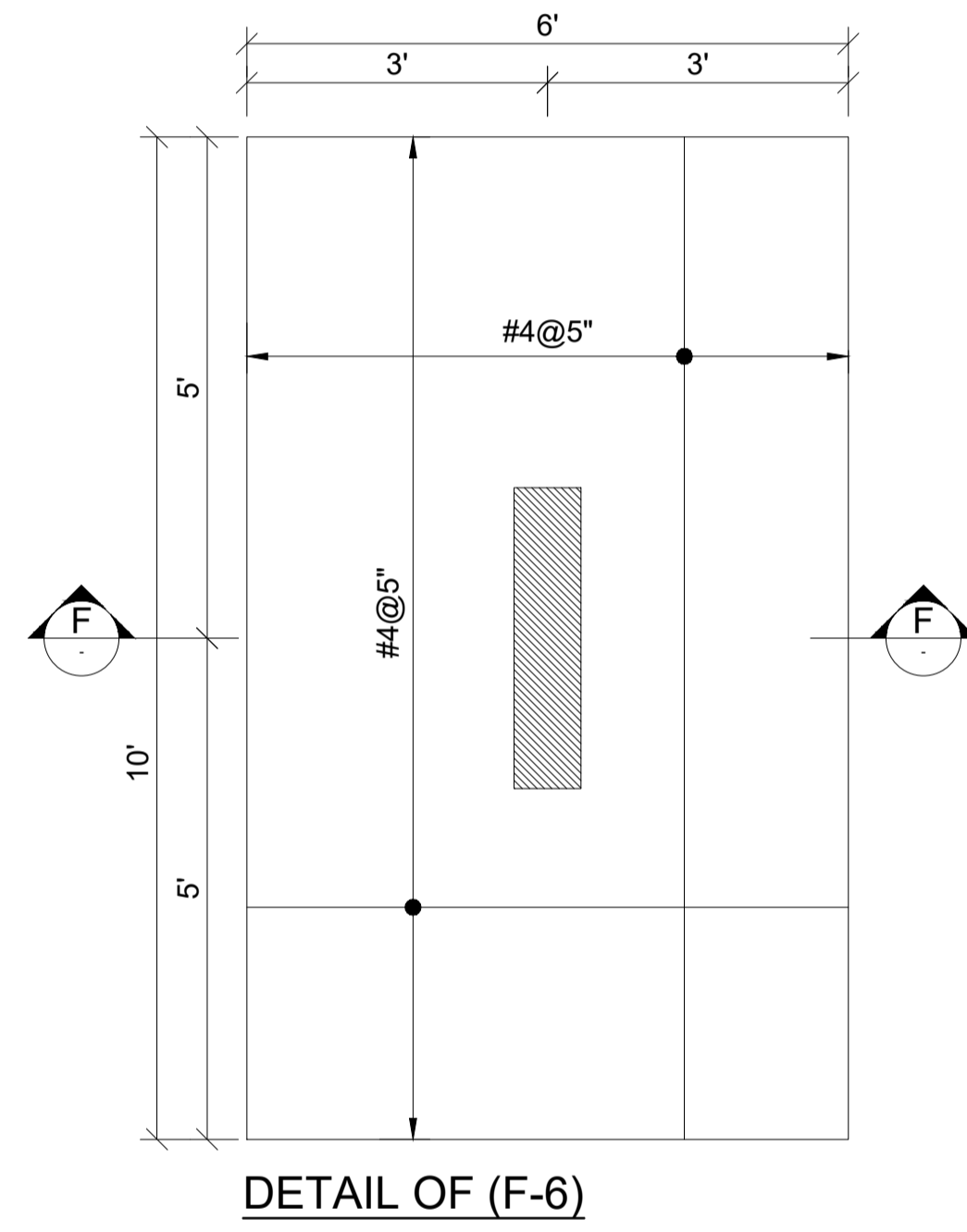
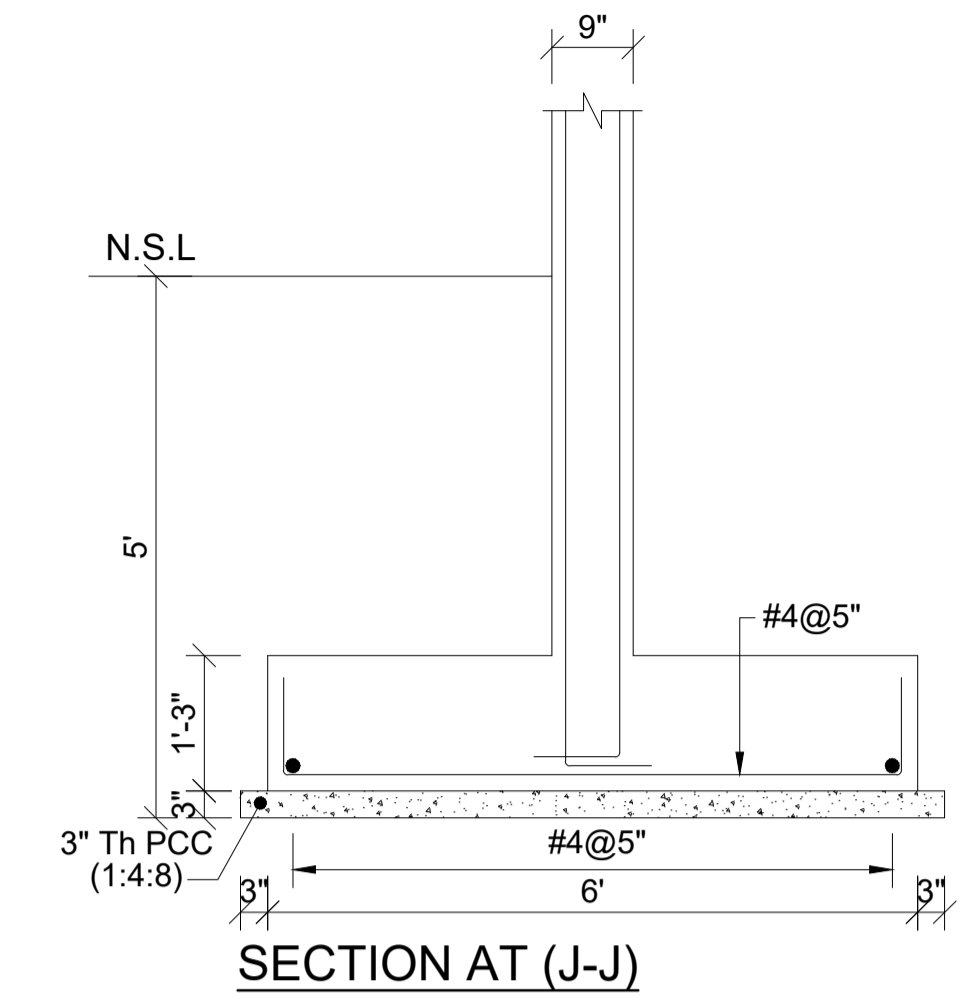
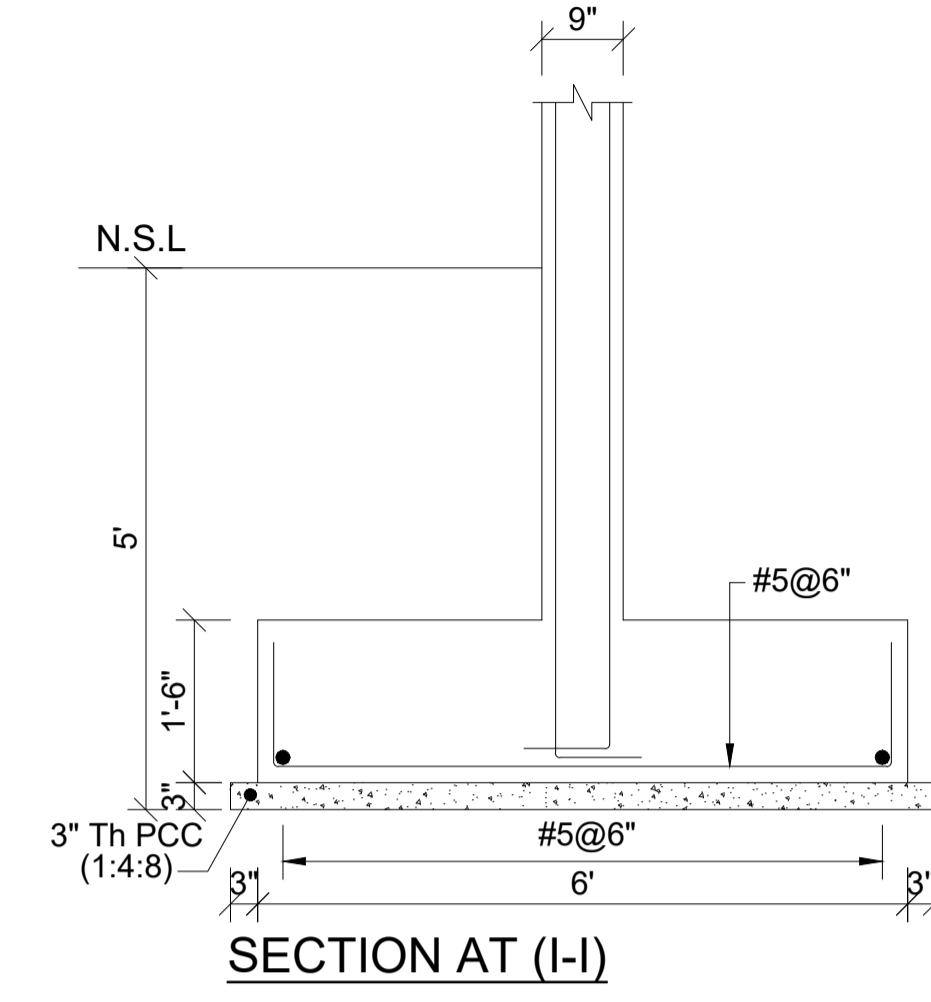
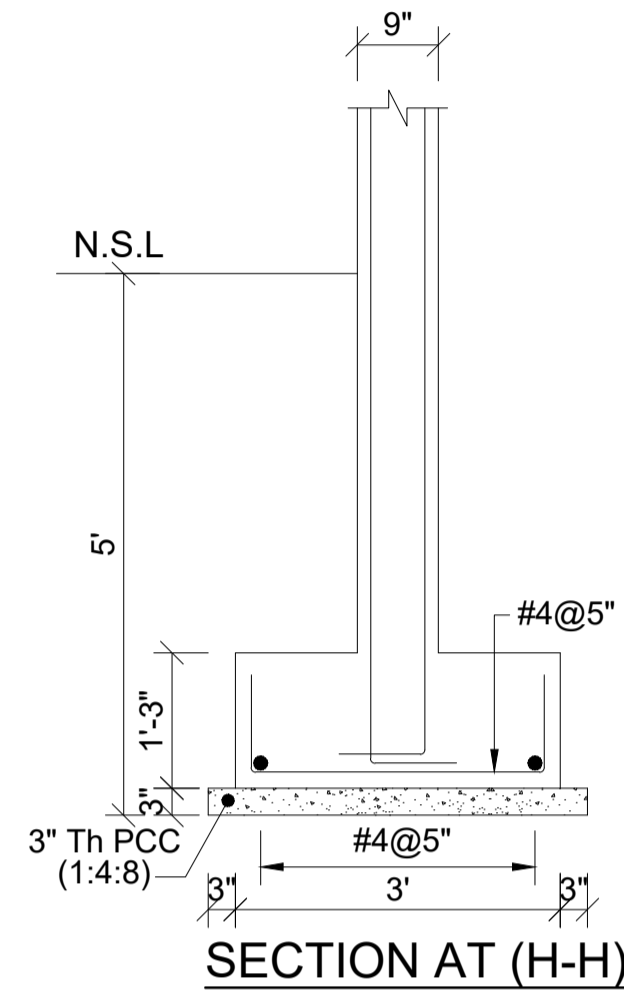
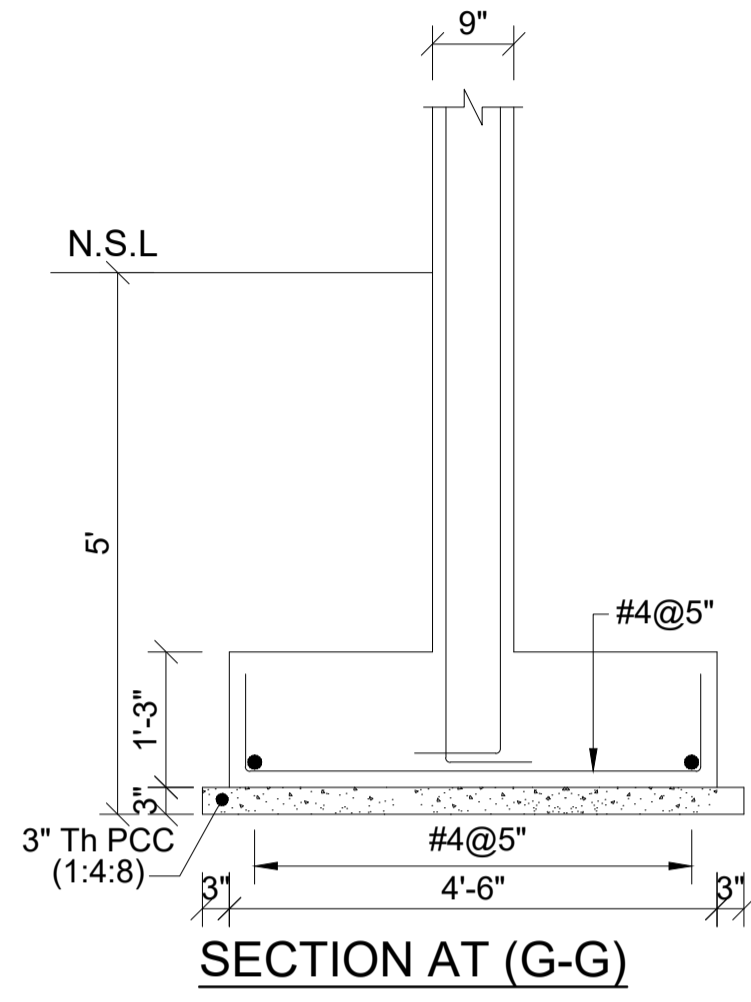
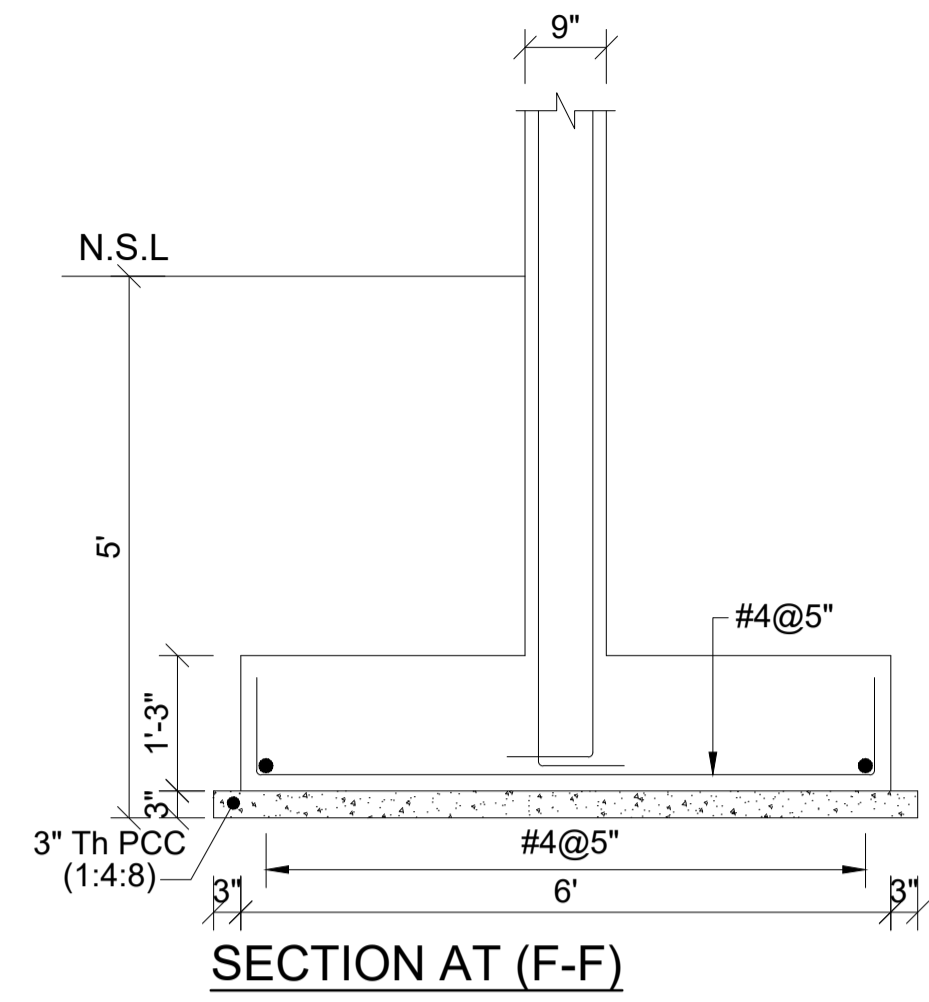
						CLIENT:-	ARCHITECT:-	SCALE:-	SHEET SIZE:-	PROJECT:-	STRUCTURAL CONSULTANT:-
						GIK INSTITUTE SWABI		AS SHOWN		PROPOSED GIK FACULTY BUILDING	Engr Sher Muhammad Awan H. No. 32, Street No.07, Sector-D, Phase-II, DHA, Islamabad. Cell # 0321-5205201
								DATE:-		TITLE:-	
DATE	DESCRIPTION	DRAWN	CHANGED	APPROVED			DRAWN:-	DRAWING NO:-	REV:-	SCHEDULE OF COLUMN	
							S.A Khan	S-04			



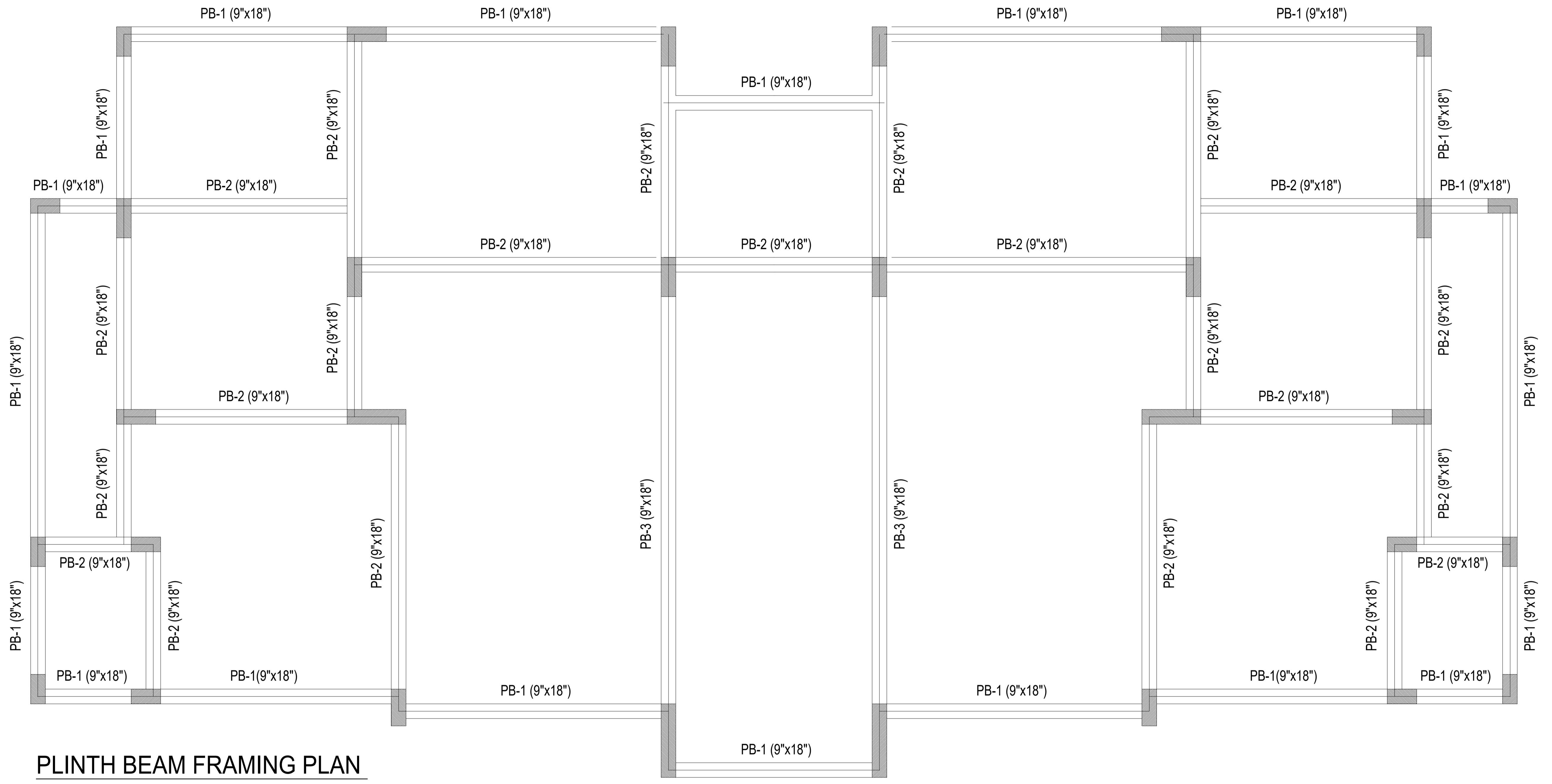
						CLIENT:-	ARCHITECT:-	SCALE:- AS SHOWN	SHEET SIZE:-	PROJECT:- PROPOSED GIK FACULTY BUILDING	STRUCTURAL CONSULTANT:-
						GIK INSTITUTE SWABI		SCALE:-	DATE:- 09-12-2025	TITLE:-	Engr Sher Muhammad Awan H. No. 32, Street No.07, Sector-D, Phase-II, DHA, Islamabad. Cell # 0321-5205201
							DRAWN:- S.A Khan	DRAWING NO:- S-05	REV:-	FOUNDATION PLAN	
DATE	DESCRIPTION	DRAWN	CHANGED	APPROVED							



					CLIENT:-	ARCHITECT:-	SCALE:- AS SHOWN	SHEET SIZE:-	PROJECT:- PROPOSED GIK FACULTY BUILDING	STRUCTURAL CONSULTANT:-
					GIK INSTITUTE SWABI		SCALE:-	DATE:- 09-12-2025	TITLE:-	Engr Sher Muhammad Awan H. No. 32, Street No.07, Sector-D, Phase-II, DHA, Islamabad. Cell # 0321-5205201
						DRAWN:- S.A Khan	DRAWING NO:- S-06	REV:-	DETAIL OF FOUNDATION	
DATE	DESCRIPTION	DRAWN	CHANGED	APPROVED						

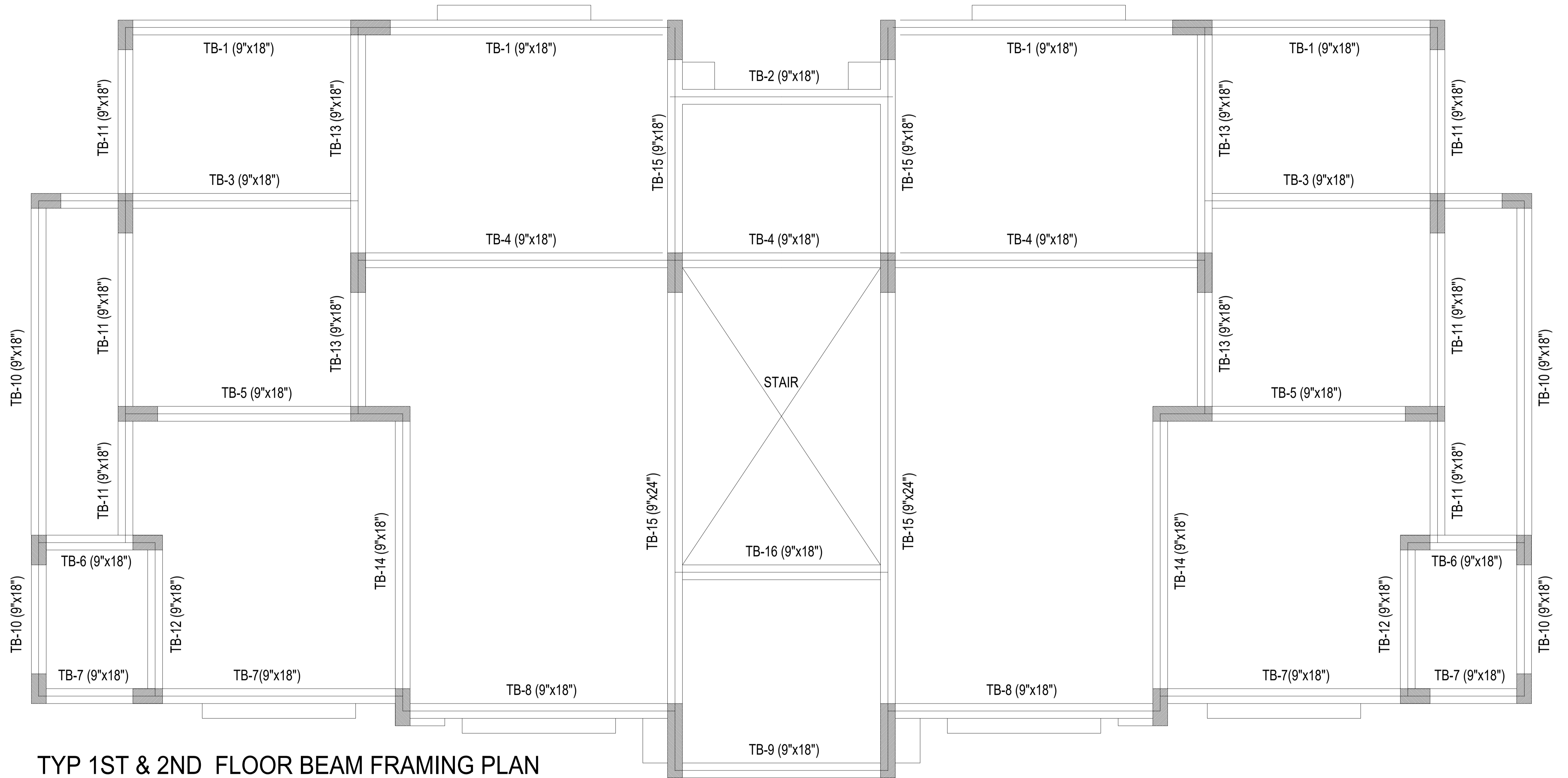


					CLIENT:-	ARCHITECT:-	SCALE:-	SHEET SIZE:-	PROJECT:-	STRUCTURAL CONSULTANT:-
					GIK INSTITUTE SWABI		AS SHOWN		PROPOSED GIK FACULTY BUILDING	Engr Sher Muhammad Awan H. No. 32, Street No.07, Sector-D, Phase-II, DHA, Islamabad. Cell # 0321-5205201
								DATE:-	TITLE:-	
DATE	DESCRIPTION	DRAWN	CHANGED	APPROVED		DRAWN:-	DRAWING NO:-	REV:-	DETAIL OF FOUNDATION	
						S.A Khan	S-07			



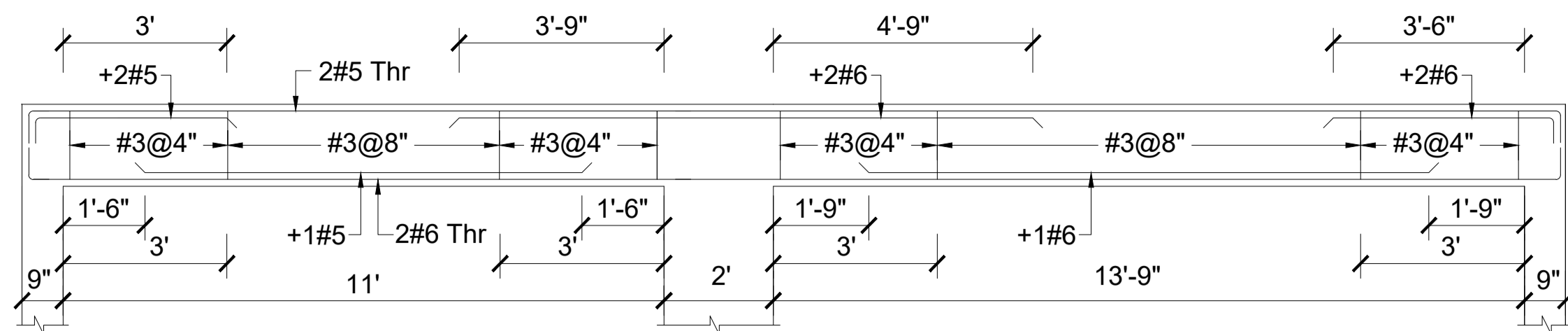
PLINTH BEAM FRAMING PLAN

						CLIENT:-	ARCHITECT:-	SCALE:-	SHEET SIZE:-	PROJECT:-	STRUCTURAL CONSULTANT:-
						GIK INSTITUTE SWABI		AS SHOWN		PROPOSED GIK FACULTY BUILDING	Engr Sher Muhammad Awan H. No. 32, Street No.07, Sector-D, Phase-II, DHA, Islamabad. Cell # 0321-5205201
								DATE:-		TITLE:-	
DATE	DESCRIPTION	DRAWN	CHANGED	APPROVED			DRAWN:-	DRAWING NO:-	REV:-	PLINTH BEAM FRAMING PLAN	
							S.A Khan	S-08			

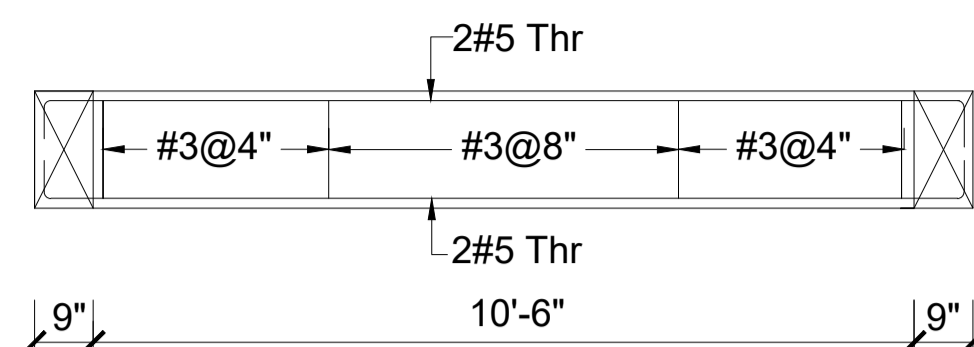


TYP 1ST & 2ND FLOOR BEAM FRAMING PLAN

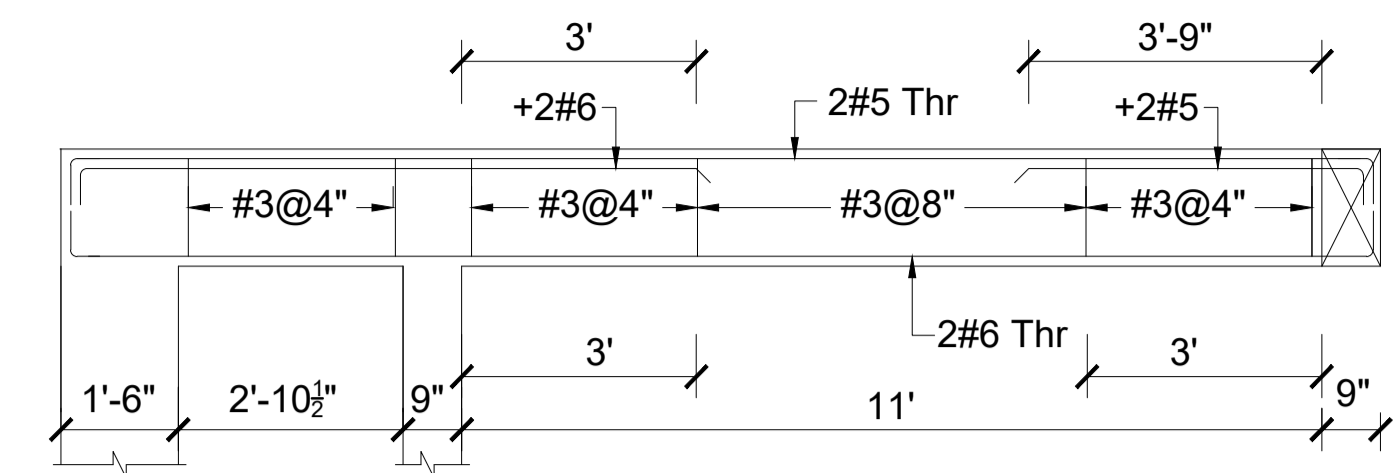
						CLIENT:-	ARCHITECT:-	SCALE:- AS SHOWN	SHEET SIZE:-	PROJECT:-	STRUCTURAL CONSULTANT:-
						GIK INSTITUTE SWABI				PROPOSED GIK FACULTY BUILDING	Engr Sher Muhammad Awan H. No. 32, Street No.07, Sector-D, Phase-II, DHA, Islamabad. Cell # 0321-5205201
								DATE:- 09-12-2025		TITLE:-	
DATE	DESCRIPTION	DRAWN	CHANGED	APPROVED			DRAWN:- S.A Khan	DRAWING NO:- S-09	REV:-		



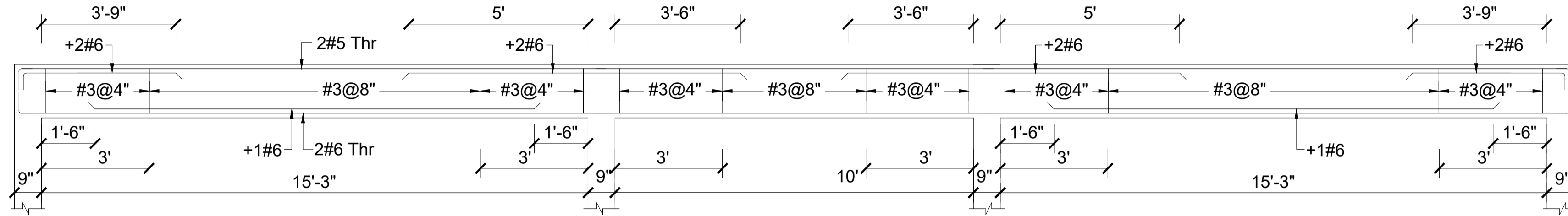
L-SECTION OF BEAM TB-1
(9"x18")



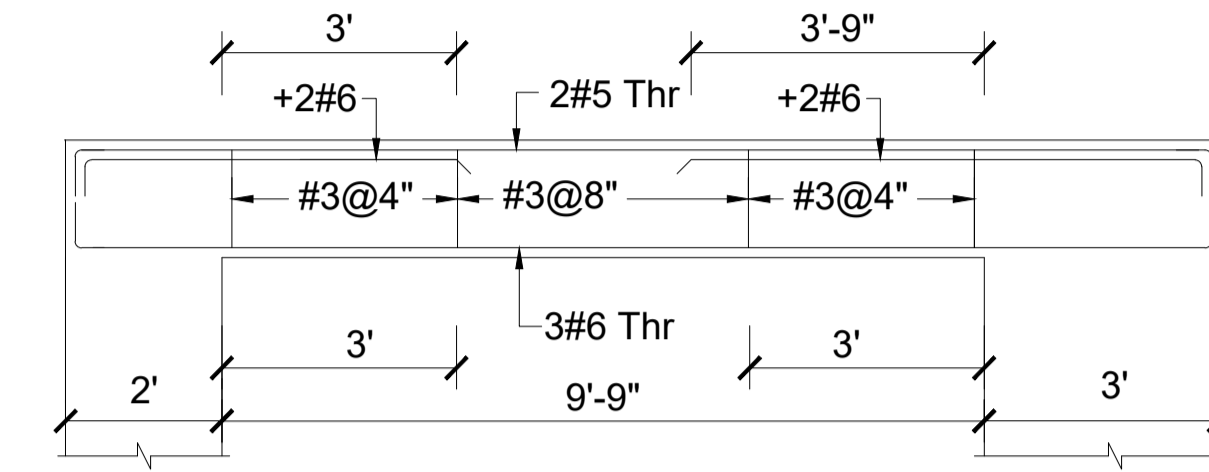
L-SECTION OF BEAM TB-2
(9"x18")



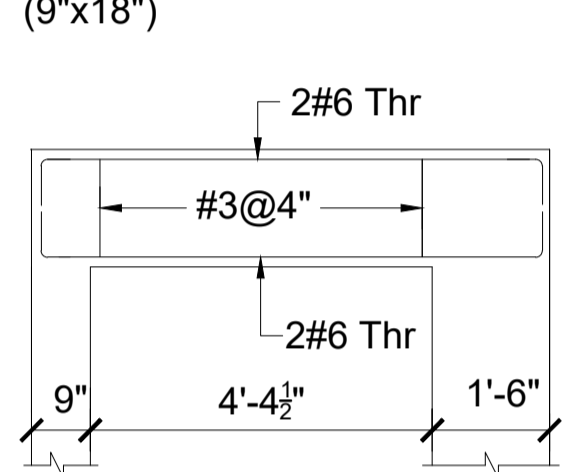
L-SECTION OF BEAM TB-3
(9"x18")



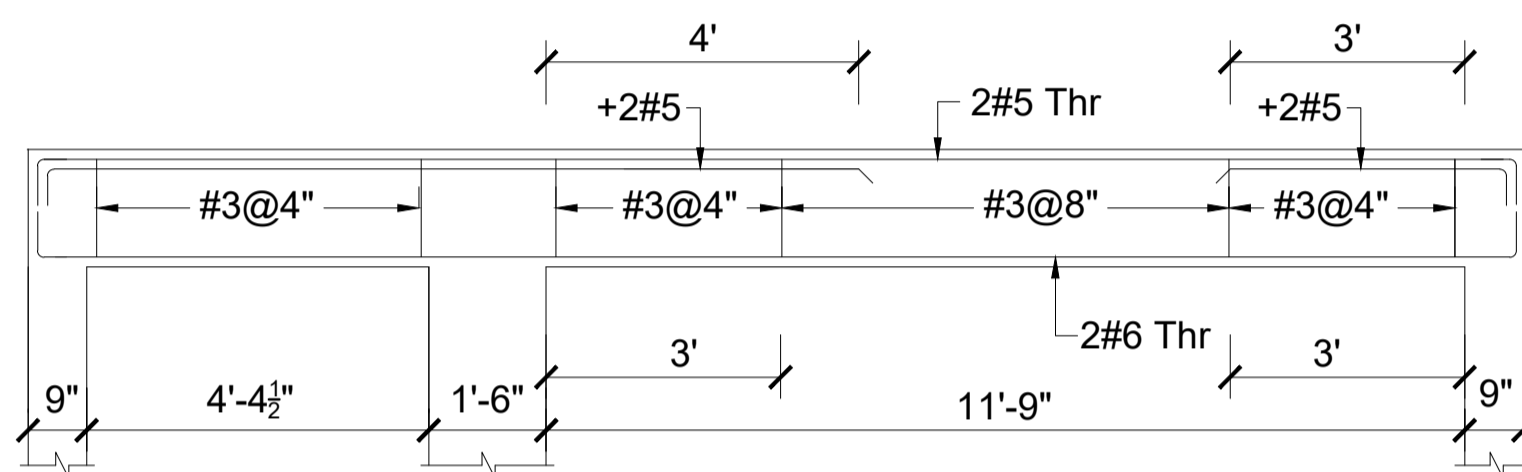
L-SECTION OF BEAM TB-4
(9"x18")



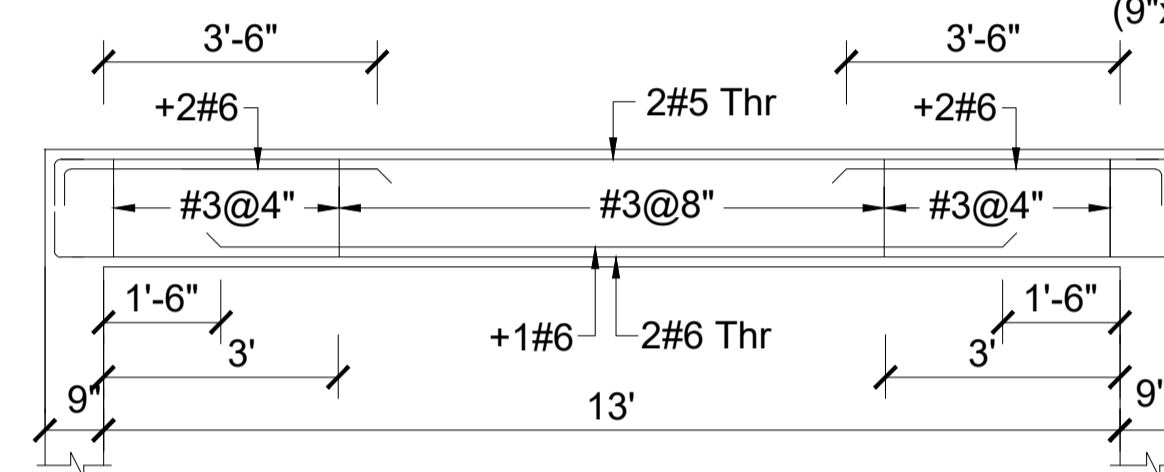
L-SECTION OF BEAM TB-5
(9"x18")



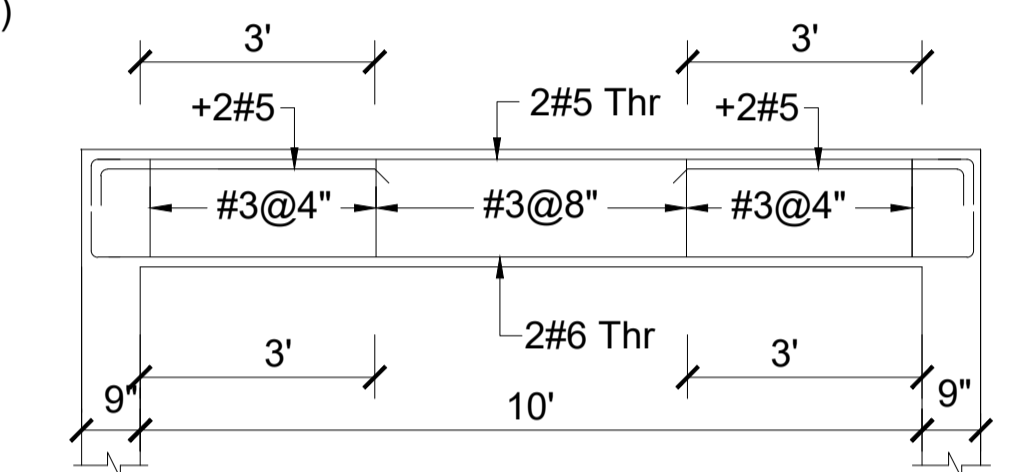
L-SECTION OF BEAM TB-6
(9"x18")



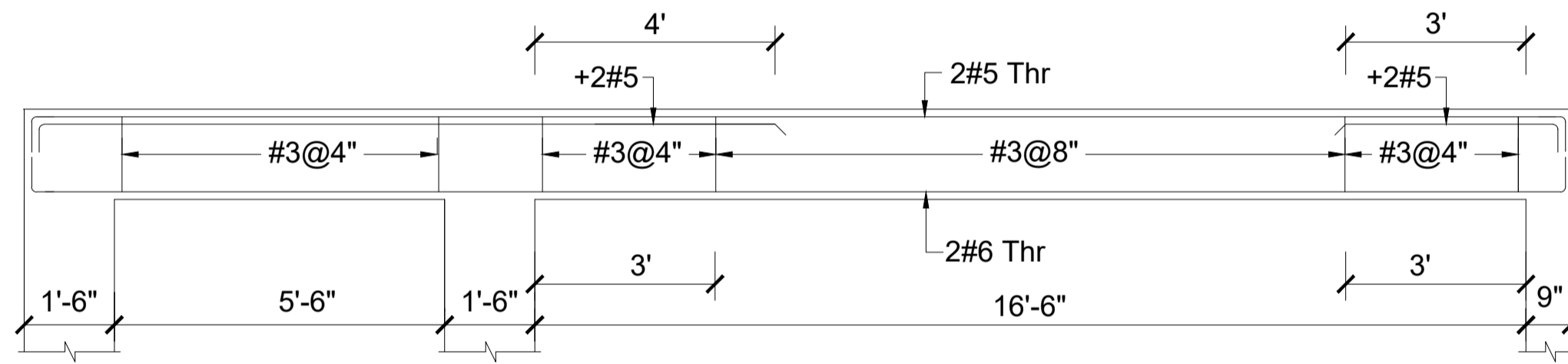
L-SECTION OF BEAM TB-7
(9"x18")



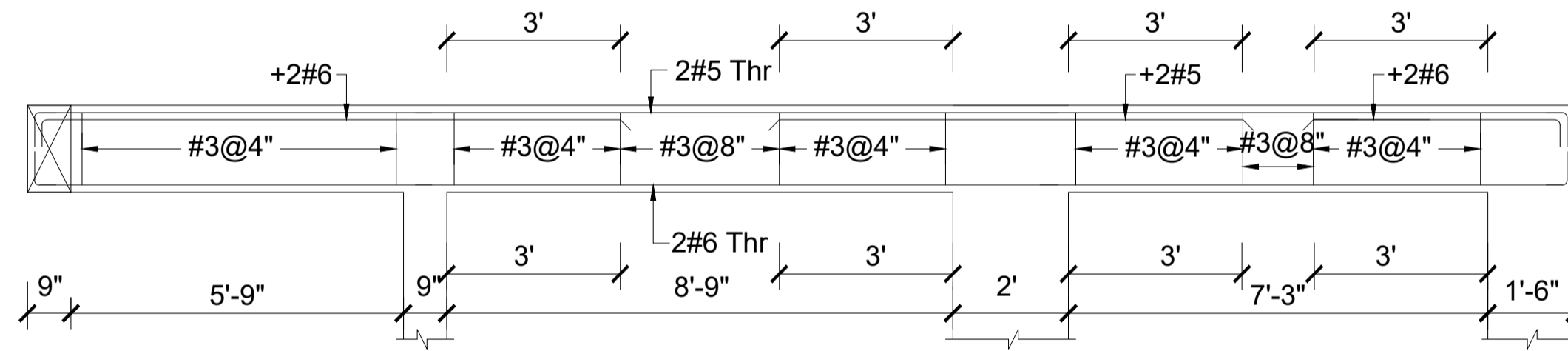
L-SECTION OF BEAM TB-8
(9"x18")



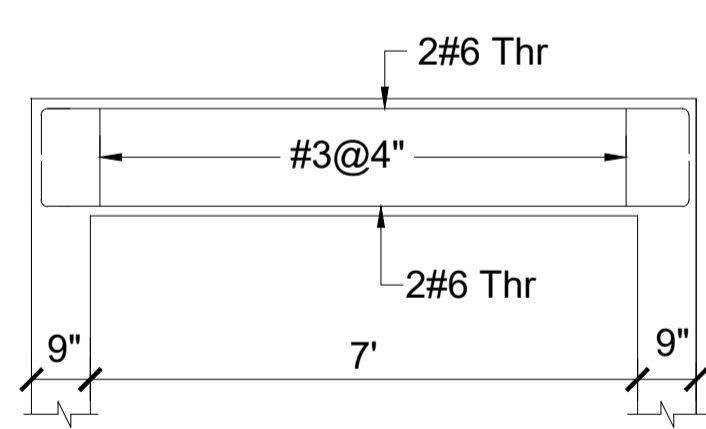
L-SECTION OF BEAM TB-9
(9"x18")



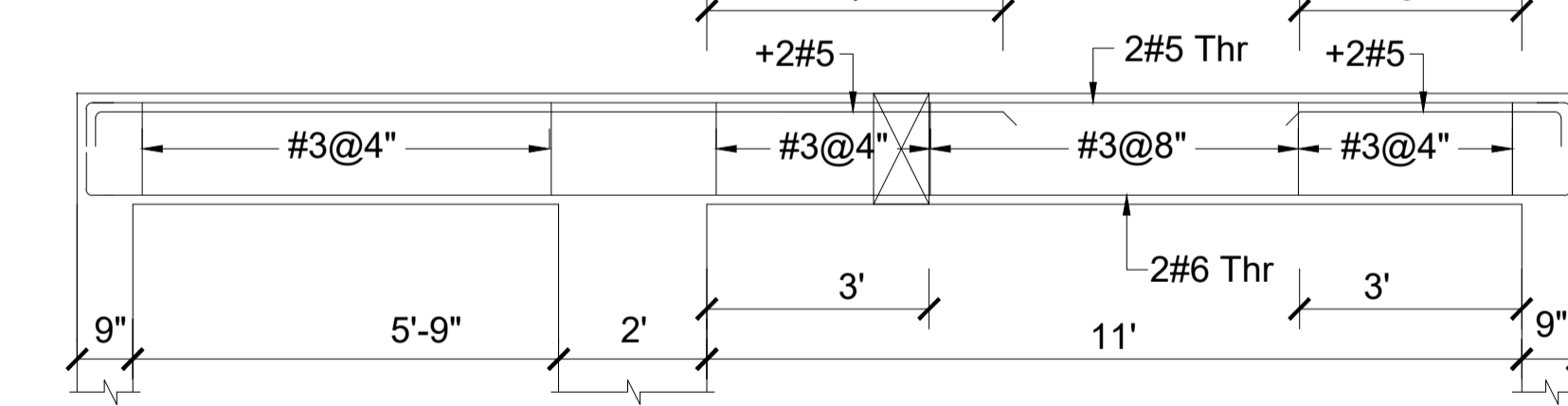
L-SECTION OF BEAM TB-10
(9"x18")



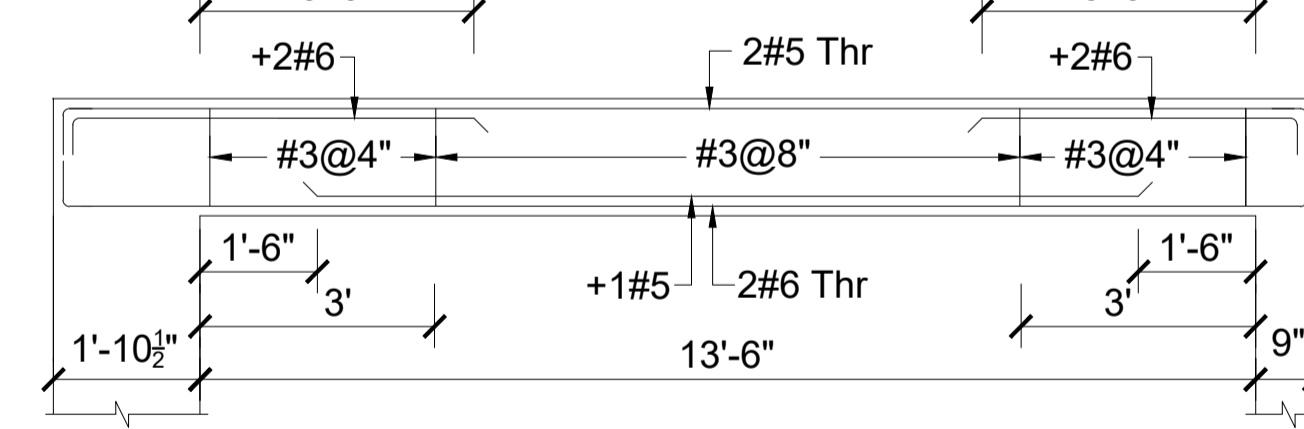
L-SECTION OF BEAM TB-11
(9"x18")



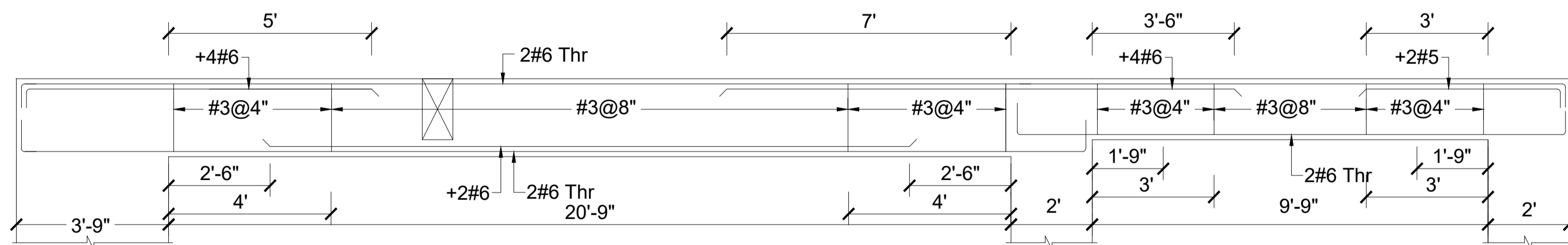
L-SECTION OF BEAM TB-12
(9"x18")



L-SECTION OF BEAM TB-13
(9"x18")

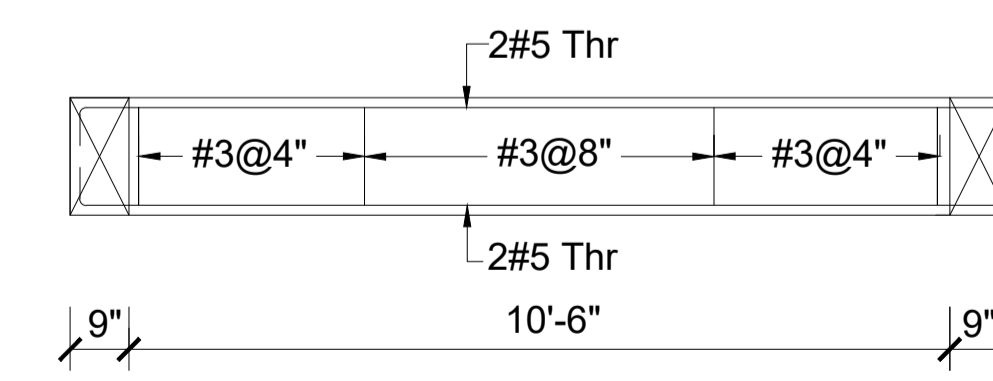


L-SECTION OF BEAM TB-14
(9"x18")



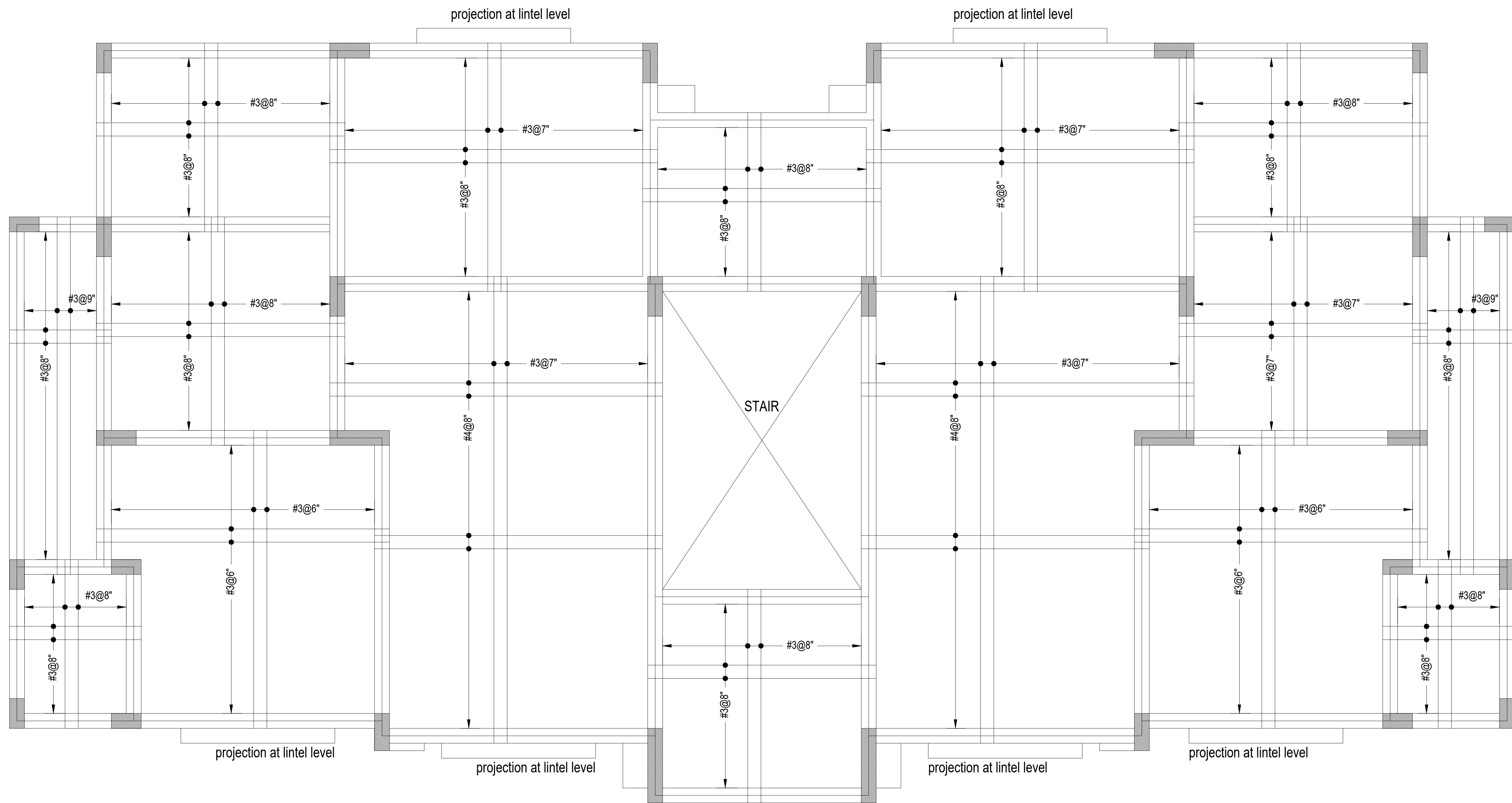
L-SECTION OF BEAM TB-15
(9"x24")

L-SECTION OF BEAM TB-15
(9"x18")



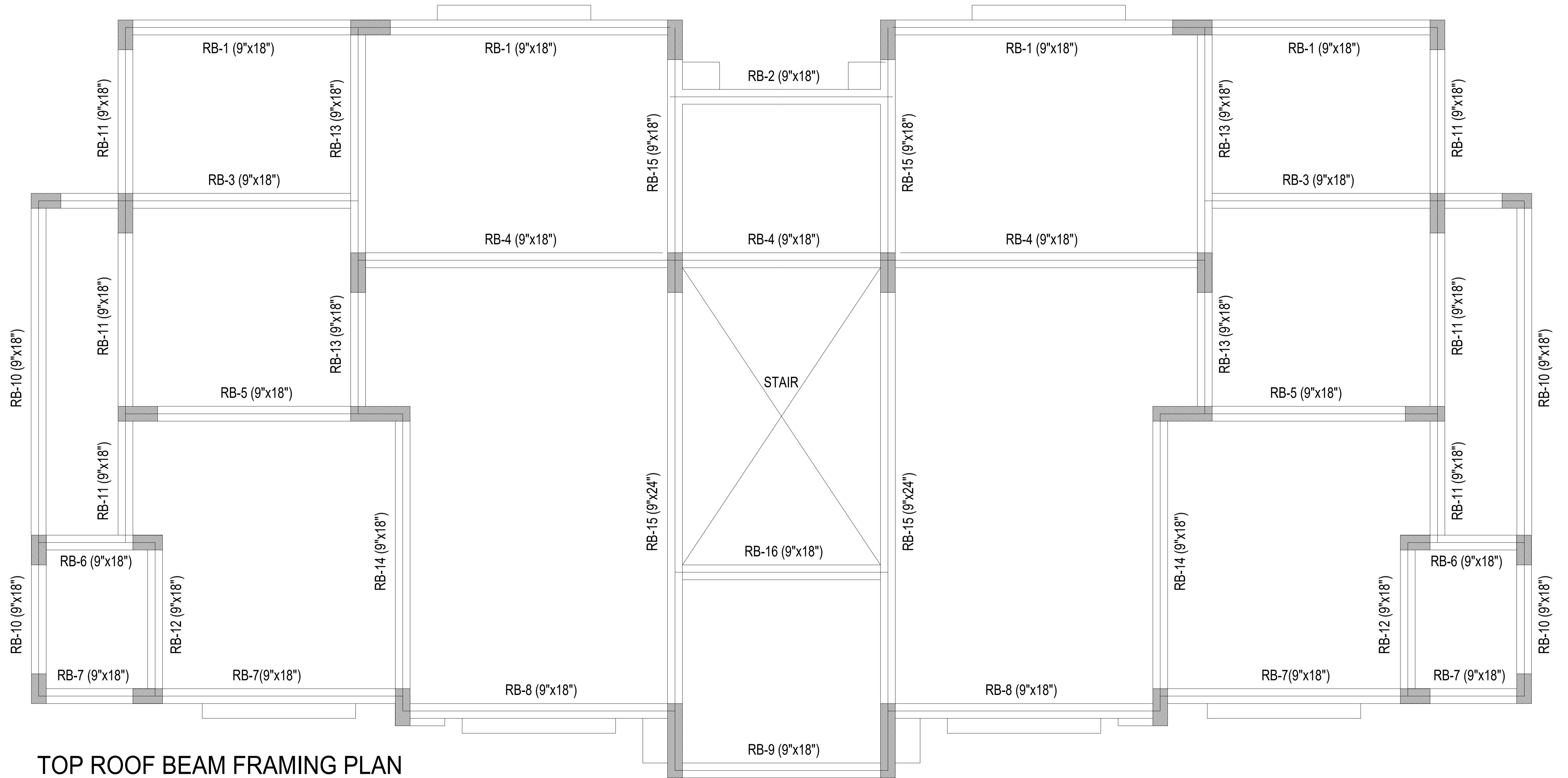
L-SECTION OF BEAM TB-16
(9"x18")

					CLIENT:-	ARCHITECT:-	SCALE:-	SHEET SIZE:-	PROJECT:-	STRUCTURAL CONSULTANT:-
					GIK INSTITUTE SWABI		AS SHOWN		PROPOSED GIK FACULTY BUILDING	Engr Sher Muhammad Awan H. No. 32, Street No.07, Sector-D, Phase-II, DHA, Islamabad. Cell # 0321-5205201
								DATE:-	TITLE:-	
DATE	DESCRIPTION	DRAWN	CHANGED	APPROVED		DRAWN:-	DRAWING NO:-	REV:-	TYPICAL FLOOR DETAIL OF BEAM	
						S.A Khan	S-10			



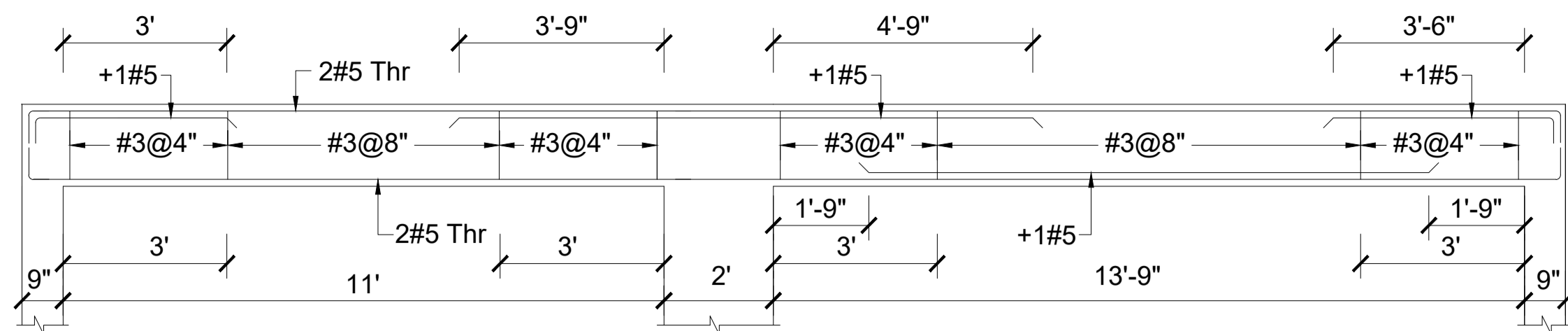
TYPICAL FLOOR REINFORCEMENT PLAN
 BOTTOM BARS (5" Th SLAB)

						CLIENT:-	ARCHITECT:-	SCALE:- AS SHOWN	SHEET SIZE:-	PROJECT:-	STRUCTURAL CONSULTANT:-
						GIK INSTITUTE SWABI		SCALE:-	DATE:- 09-12-2025	PROPOSED GIK FACULTY BUILDING	Engr Sher Muhammad Awan H. No. 32, Street No.07, Sector-D, Phase-II, DHA, Islamabad. Cell # 0321-5205201
							DRAWN:- S.A Khan	DRAWING NO:- S-11	REV:-	TITLE:- TYPICAL FLOOR REINFORCEMENT PLAN BOTTOM BAR	
DATE	DESCRIPTION	DRAWN	CHANGED	APPROVED							

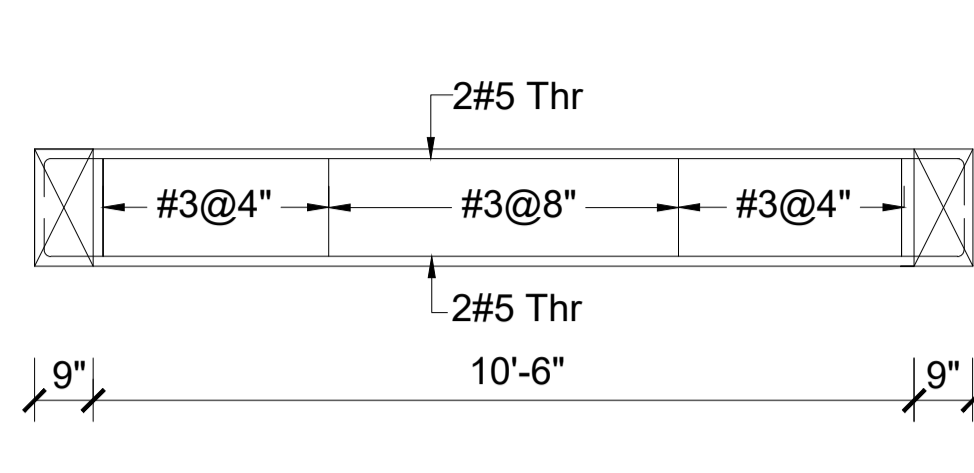


TOP ROOF BEAM FRAMING PLAN

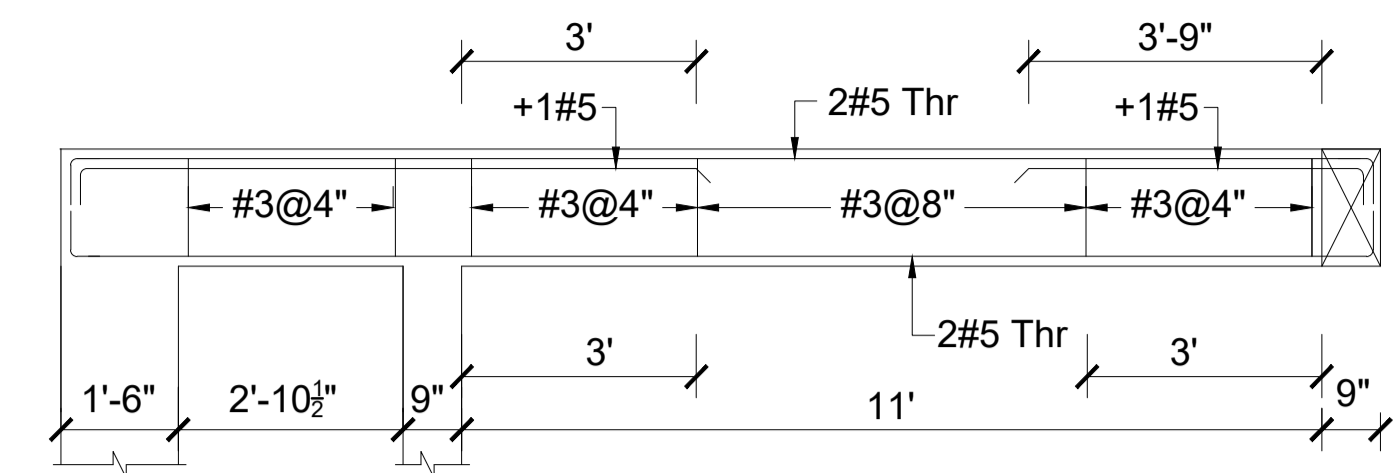
						CLIENT:-	ARCHITECT:-	SCALE:- AS SHOWN	SHEET SIZE:-	PROJECT:-	STRUCTURAL CONSULTANT:-
						GIK INSTITUTE SWABI				PROPOSED GIK FACULTY BUILDING	Engr Sher Muhammad Awan H. No. 32, Street No.07, Sector-D, Phase-II, DHA, Islamabad. Cell # 0321-5205201
								DATE:- 09-12-2025	TITLE:-	TOP ROOF BEAM FRAMING PLAN	
DATE	DESCRIPTION	DRAWN	CHANGED	APPROVED			DRAWN:- S.A Khan	DRAWING NO:- S-13	REV:-		



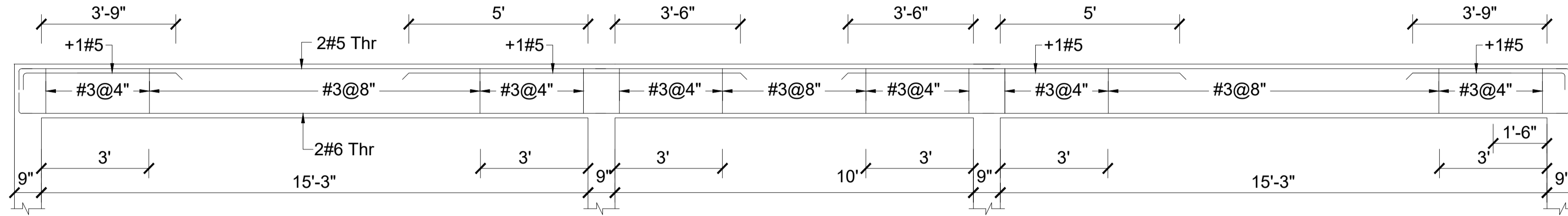
L-SECTION OF BEAM RB-1
(9"x18")



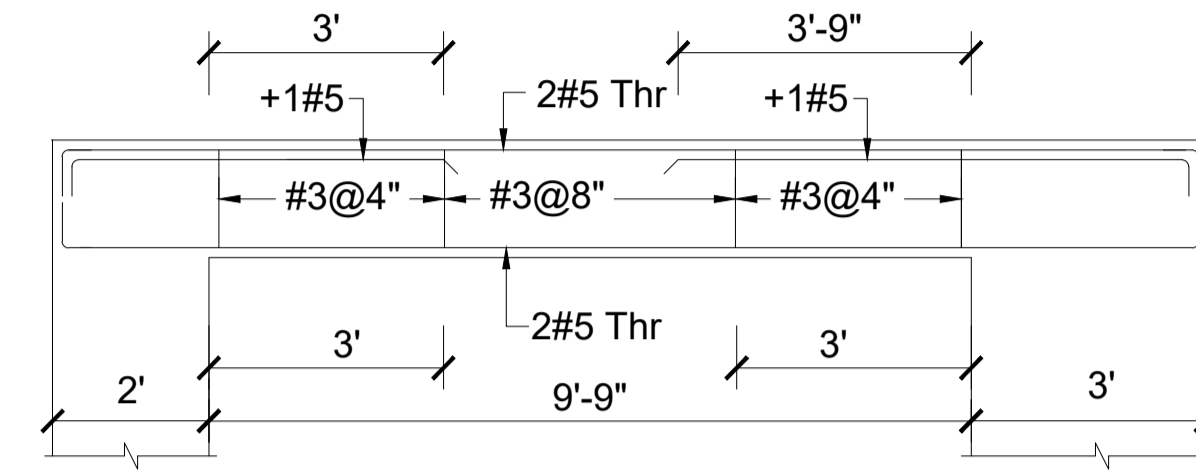
L-SECTION OF BEAM RB-2
(9"x18")



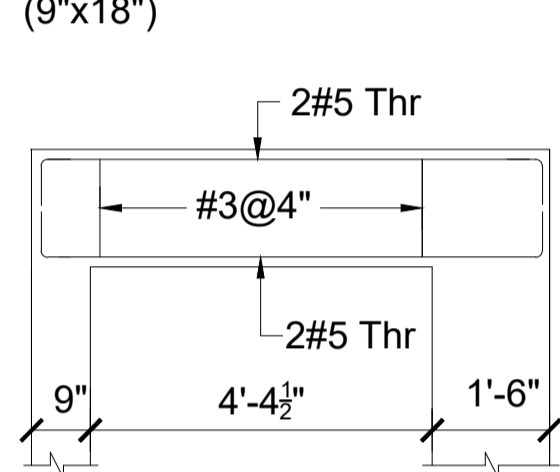
L-SECTION OF BEAM RB-3
(9"x18")



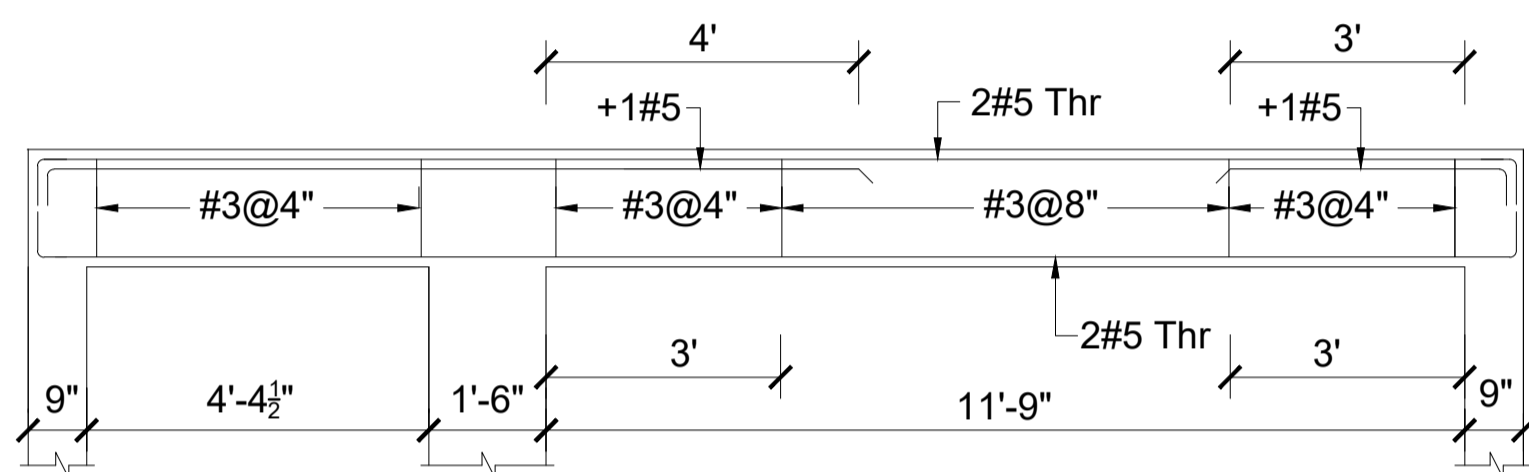
L-SECTION OF BEAM RB-4
(9"x18")



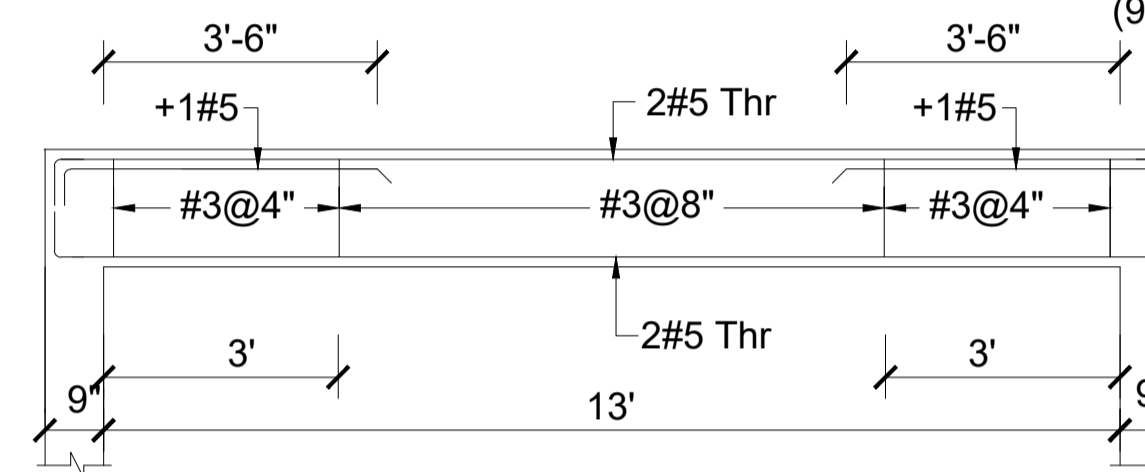
L-SECTION OF BEAM RB-5
(9"x18")



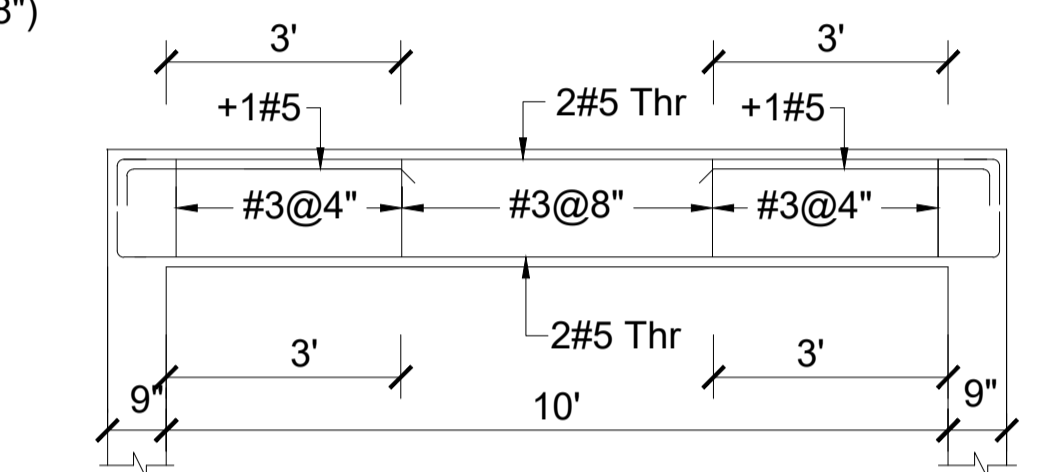
L-SECTION OF BEAM RB-6
(9"x18")



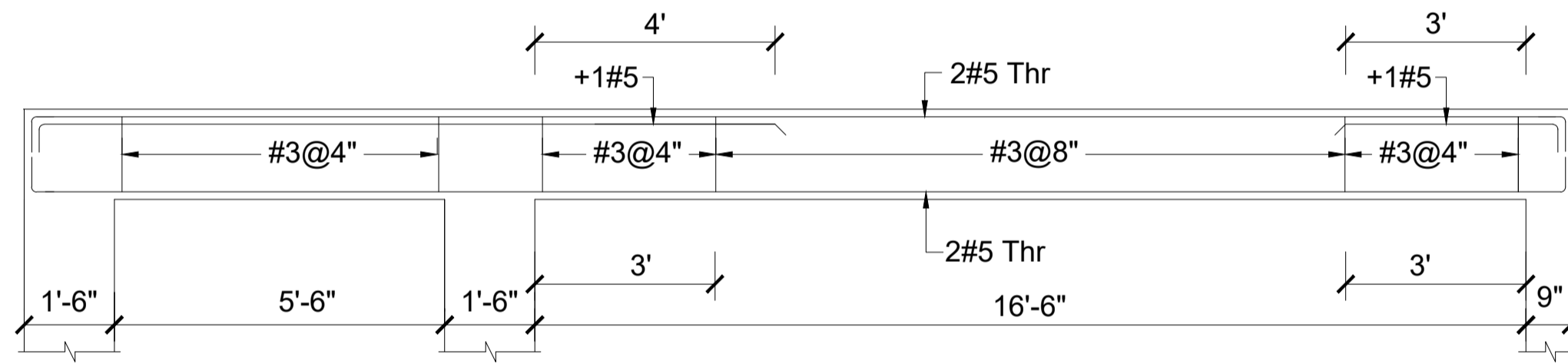
L-SECTION OF BEAM RB-7
(9"x18")



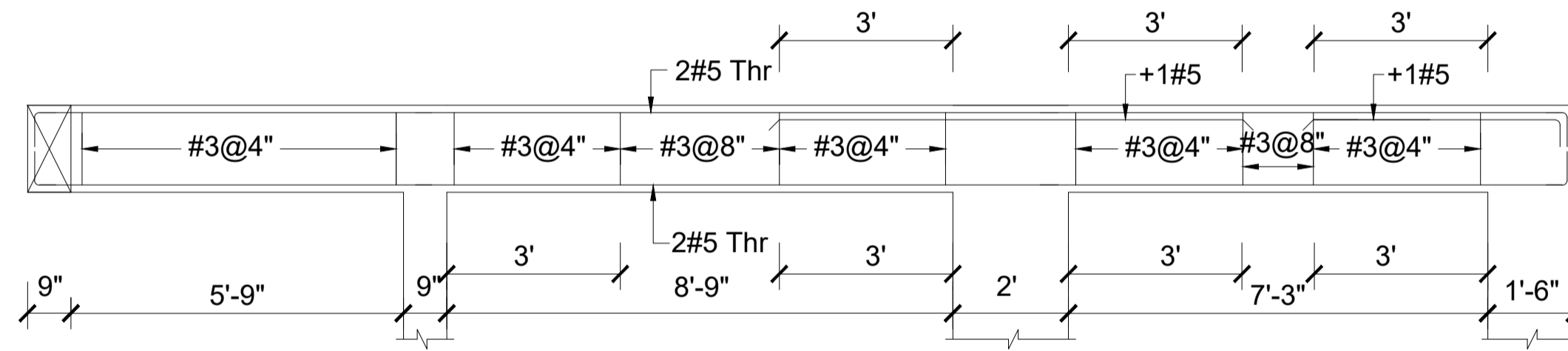
L-SECTION OF BEAM RB-8
(9"x18")



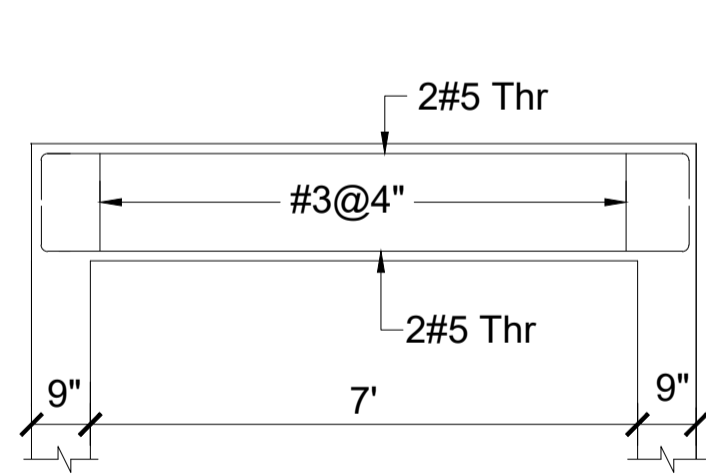
L-SECTION OF BEAM RB-9
(9"x18")



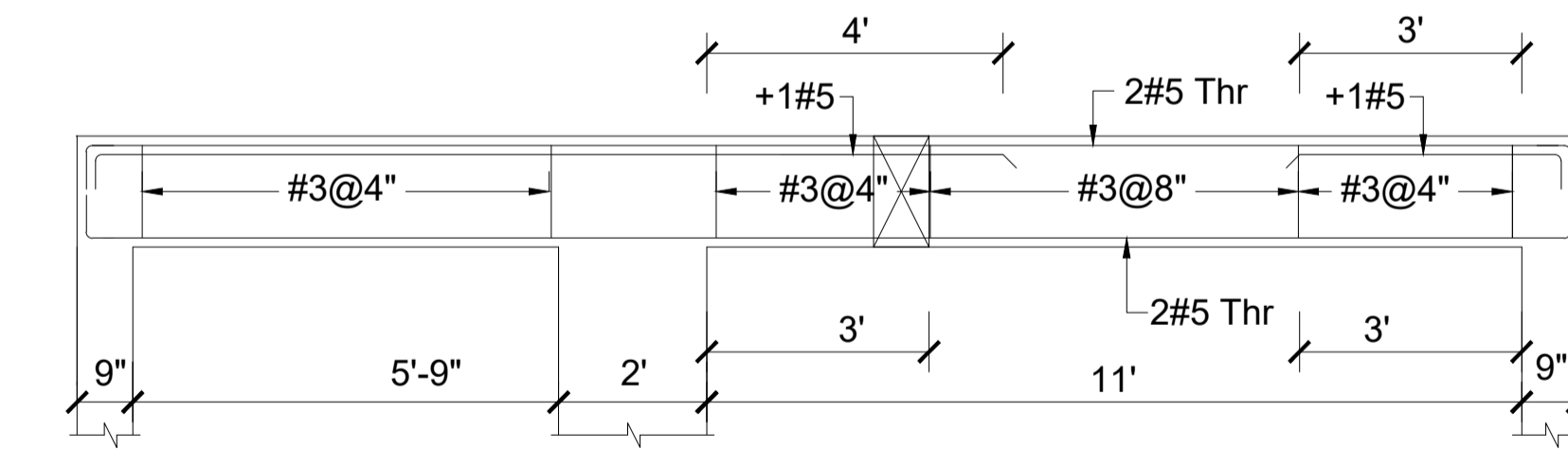
L-SECTION OF BEAM RB-10
(9"x18")



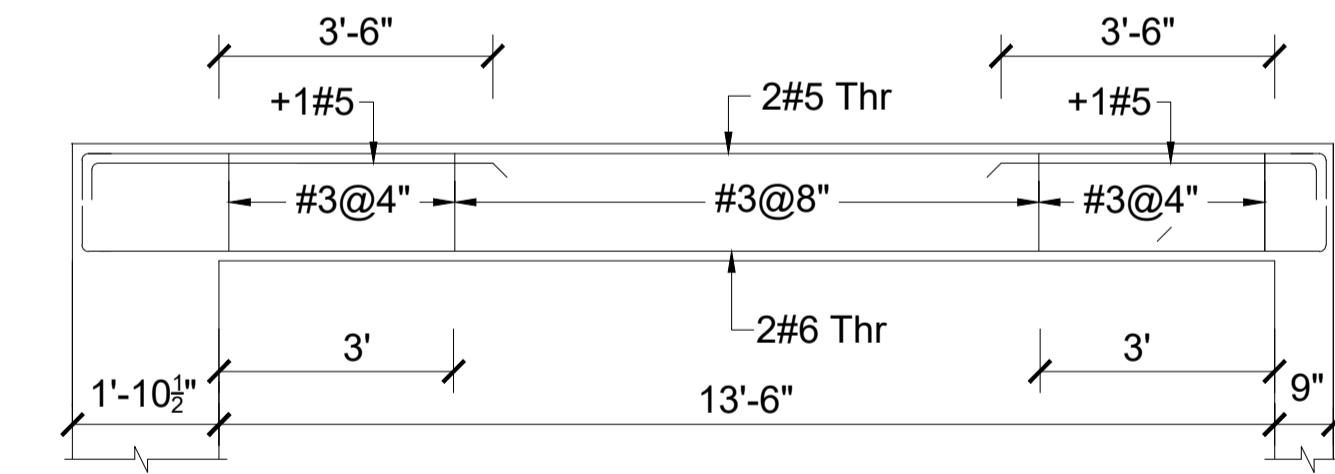
L-SECTION OF BEAM RB-11
(9"x18")



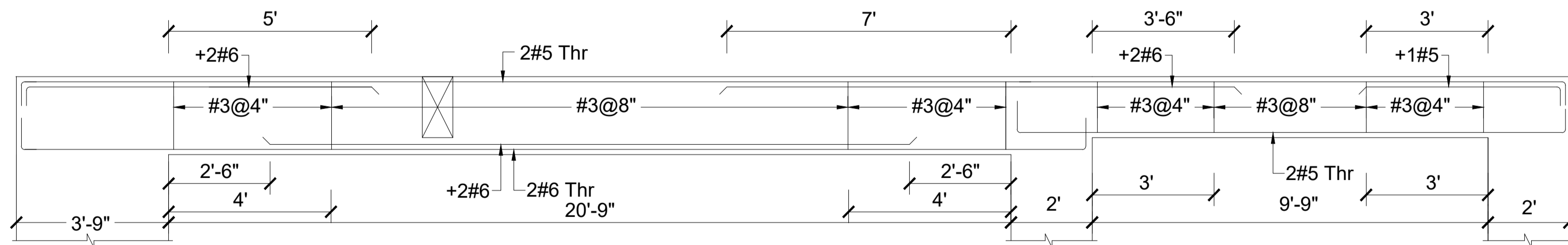
L-SECTION OF BEAM RB-12
(9"x18")



L-SECTION OF BEAM RB-13
(9"x18")

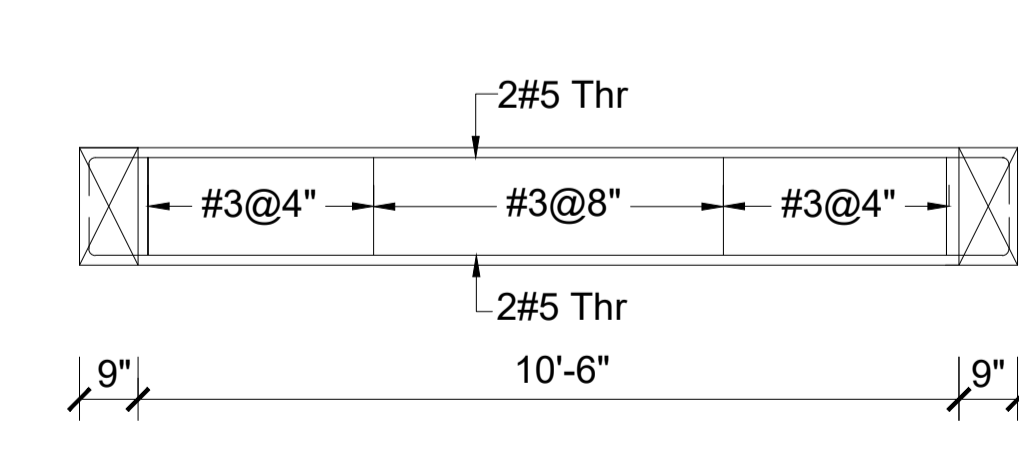


L-SECTION OF BEAM RB-14
(9"x18")



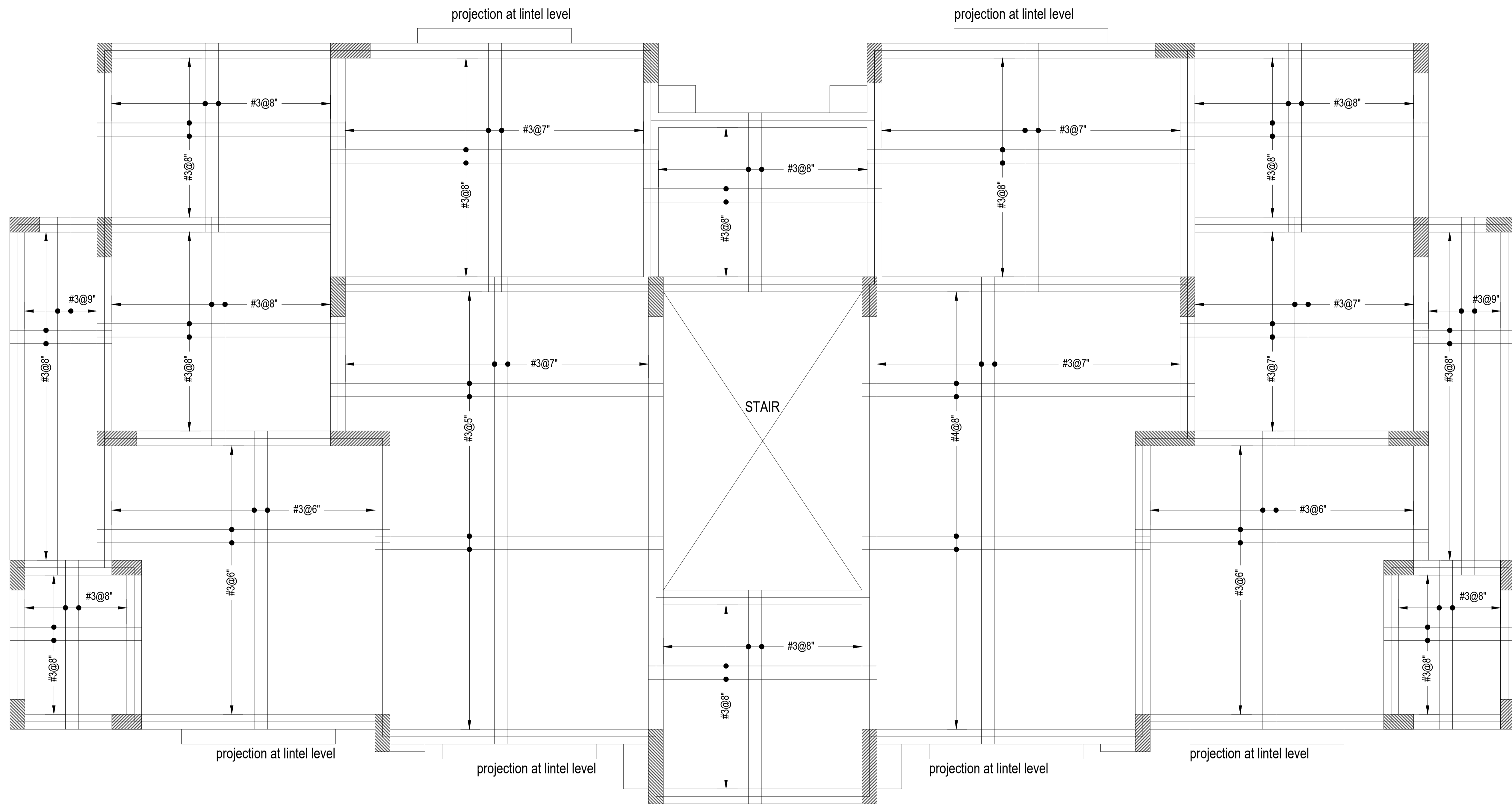
L-SECTION OF BEAM RB-15
(9"x24")

L-SECTION OF BEAM RB-15
(9"x18")



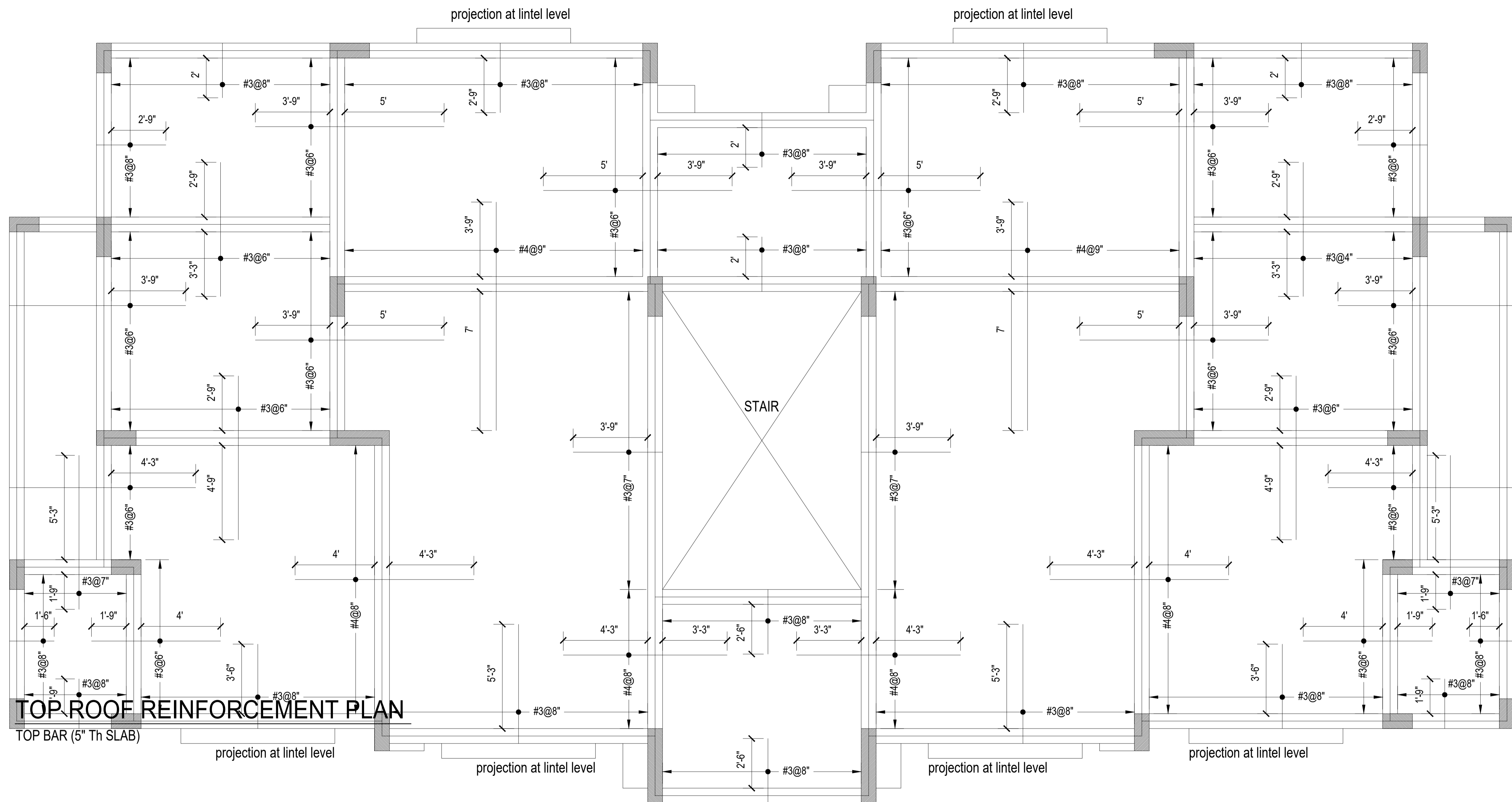
L-SECTION OF BEAM RB-16
(9"x18")

					CLIENT:-	ARCHITECT:-	SCALE:-	SHEET SIZE:-	PROJECT:-	STRUCTURAL CONSULTANT:-
					GIK INSTITUTE SWABI		AS SHOWN		PROPOSED GIK FACULTY BUILDING	Engr Sher Muhammad Awan H. No. 32, Street No.07, Sector-D, Phase-II, DHA, Islamabad. Cell # 0321-5205201
								DATE:-	TITLE:-	
DATE	DESCRIPTION	DRAWN	CHANGED	APPROVED		DRAWN:-	DRAWING NO:-	REV:-	TOP ROOF BEAM FRAMING PLAN	
						S.A Khan	S-14			



TOP ROOF REINFORCEMENT PLAN
 BOTTOM BARS (5" Th SLAB)

					CLIENT:-	ARCHITECT:-	SCALE:- AS SHOWN	SHEET SIZE:-	PROJECT:- PROPOSED GIK FACULTY BUILDING	STRUCTURAL CONSULTANT:-
					GIK INSTITUTE SWABI		SCALE:-	DATE:- 09-12-2025	TITLE:- TOP ROOF REINFORCEMENT PLAN BOTTOM BAR	Engr Sher Muhammad Awan H. No. 32, Street No.07, Sector-D, Phase-II, DHA, Islamabad. Cell # 0321-5205201
DATE	DESCRIPTION	DRAWN	CHANGED	APPROVED		DRAWN:- S.A Khan	DRAWING NO:- S-15	REV:-		



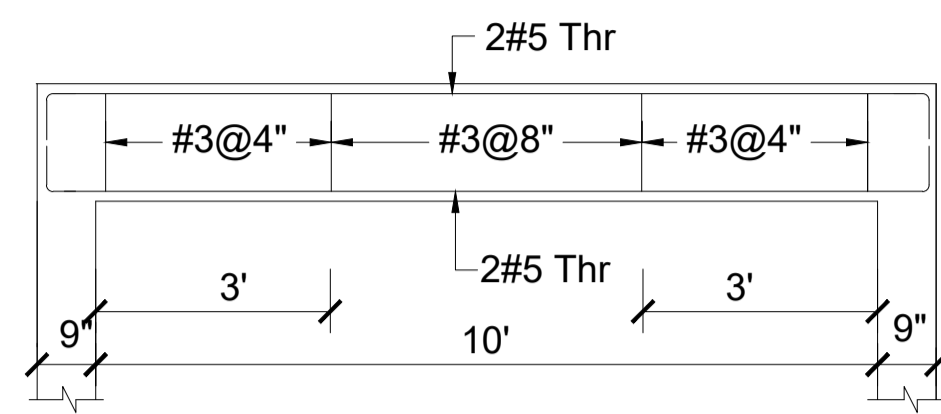
TOP ROOF REINFORCEMENT PLAN

TOP BAR (5" Th SLAB)

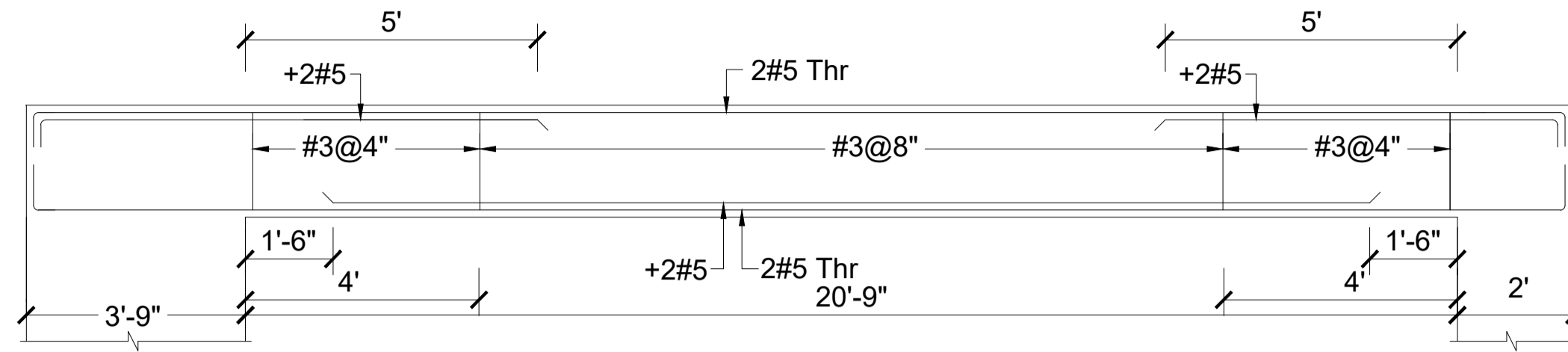
TOP ROOF REINFORCEMENT PLAN

TOP BARS (5" Th SLAB)

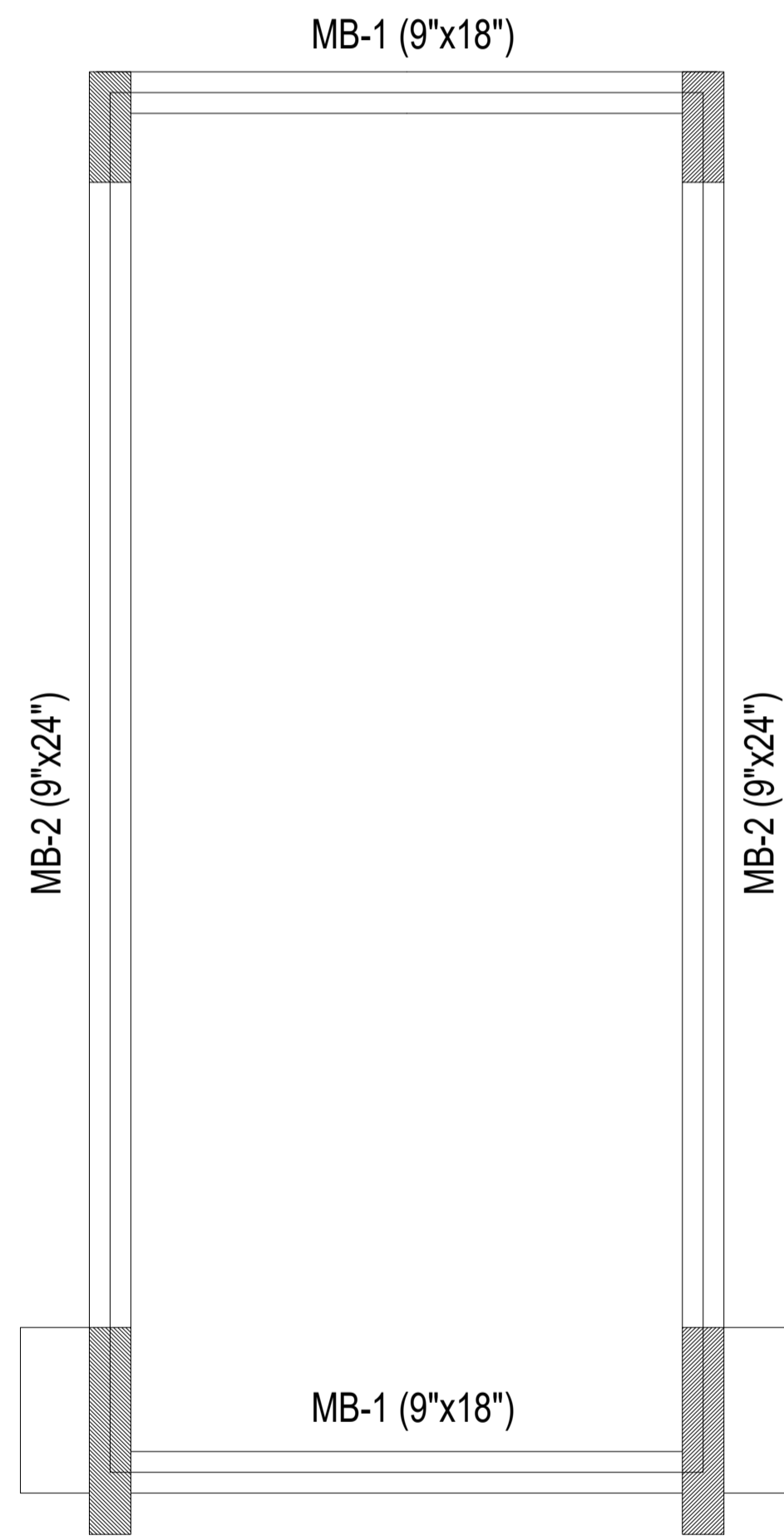
						CLIENT:-	ARCHITECT:-	SCALE:- AS SHOWN	SHEET SIZE:-	PROJECT:-	STRUCTURAL CONSULTANT:-
						GIK INSTITUTE SWABI				PROPOSED GIK FACULTY BUILDING	Engr Sher Muhammad Awan H. No. 32, Street No.07, Sector-D, Phase-II, DHA, Islamabad. Cell # 0321-5205201
								DATE:- 09-12-2025		TITLE:-	
DATE	DESCRIPTION	DRAWN	CHANGED	APPROVED			DRAWN:- S.A Khan	DRAWING NO:- S-16	REV:-		



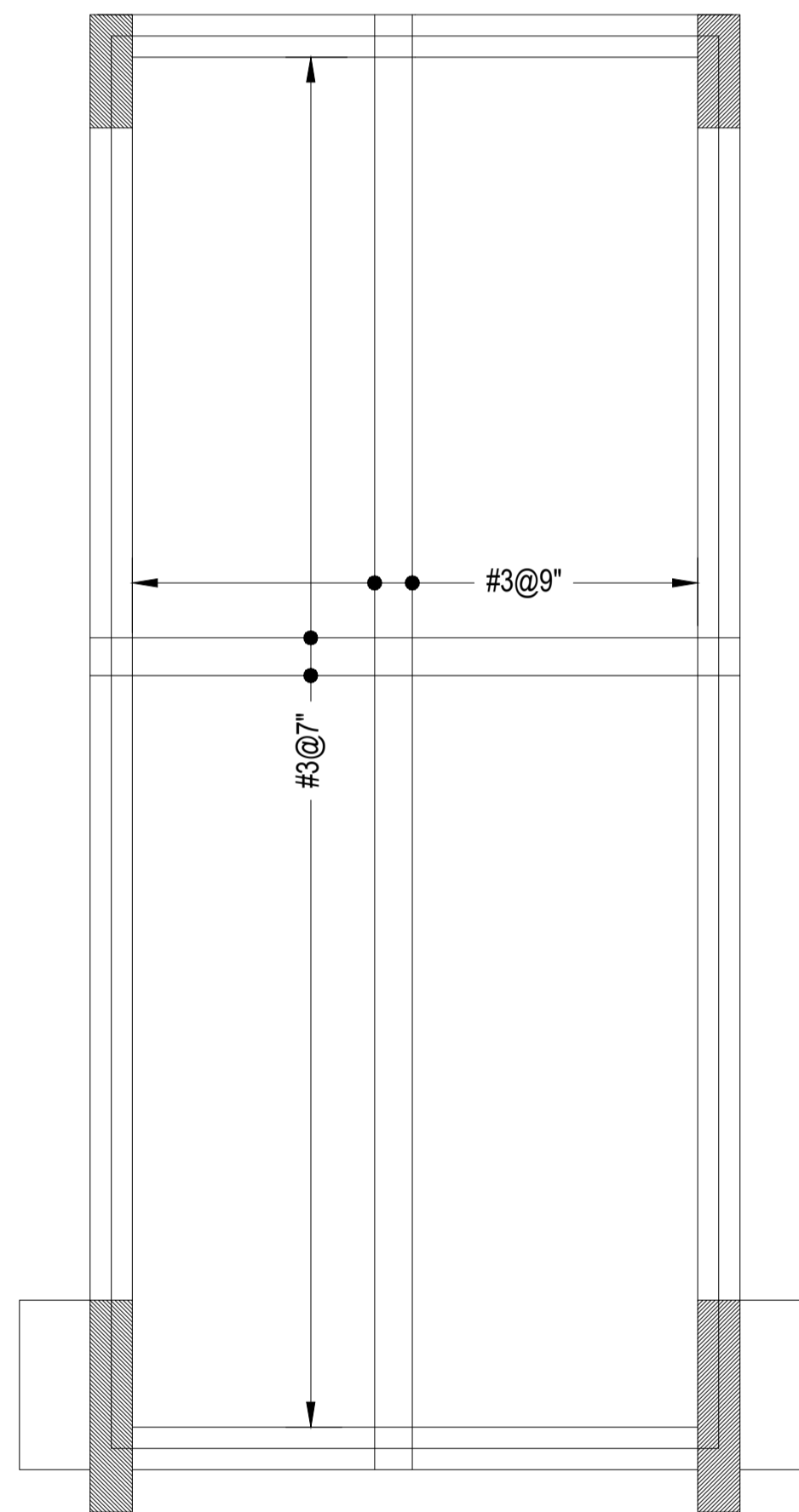
L-SECTION OF BEAM MB-1
(9"x18")



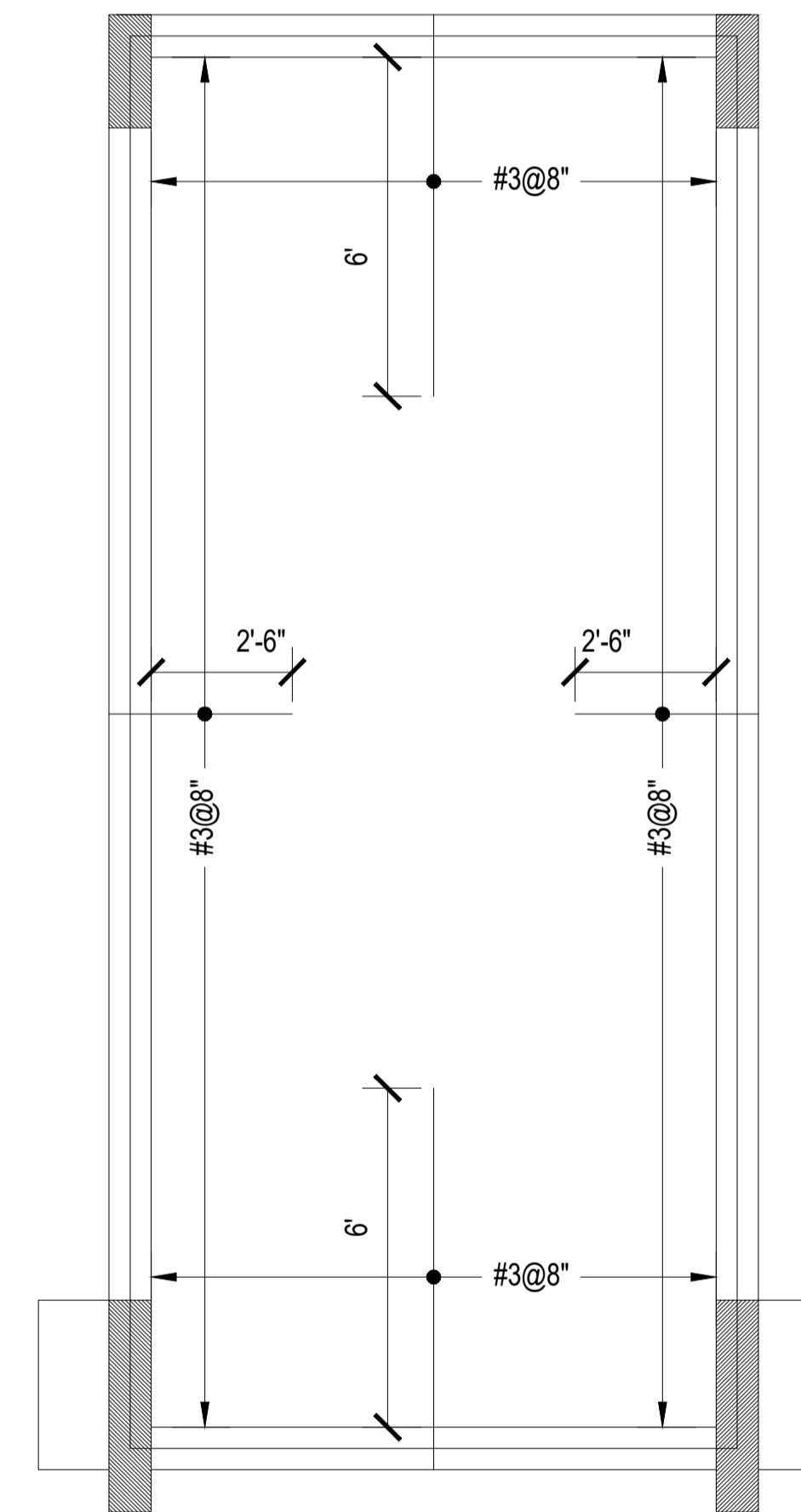
L-SECTION OF BEAM MB-2
(9"x24")



MUMTY BEAM FRAMING PLAN
BOTTOM BAR (5" Th SLAB)

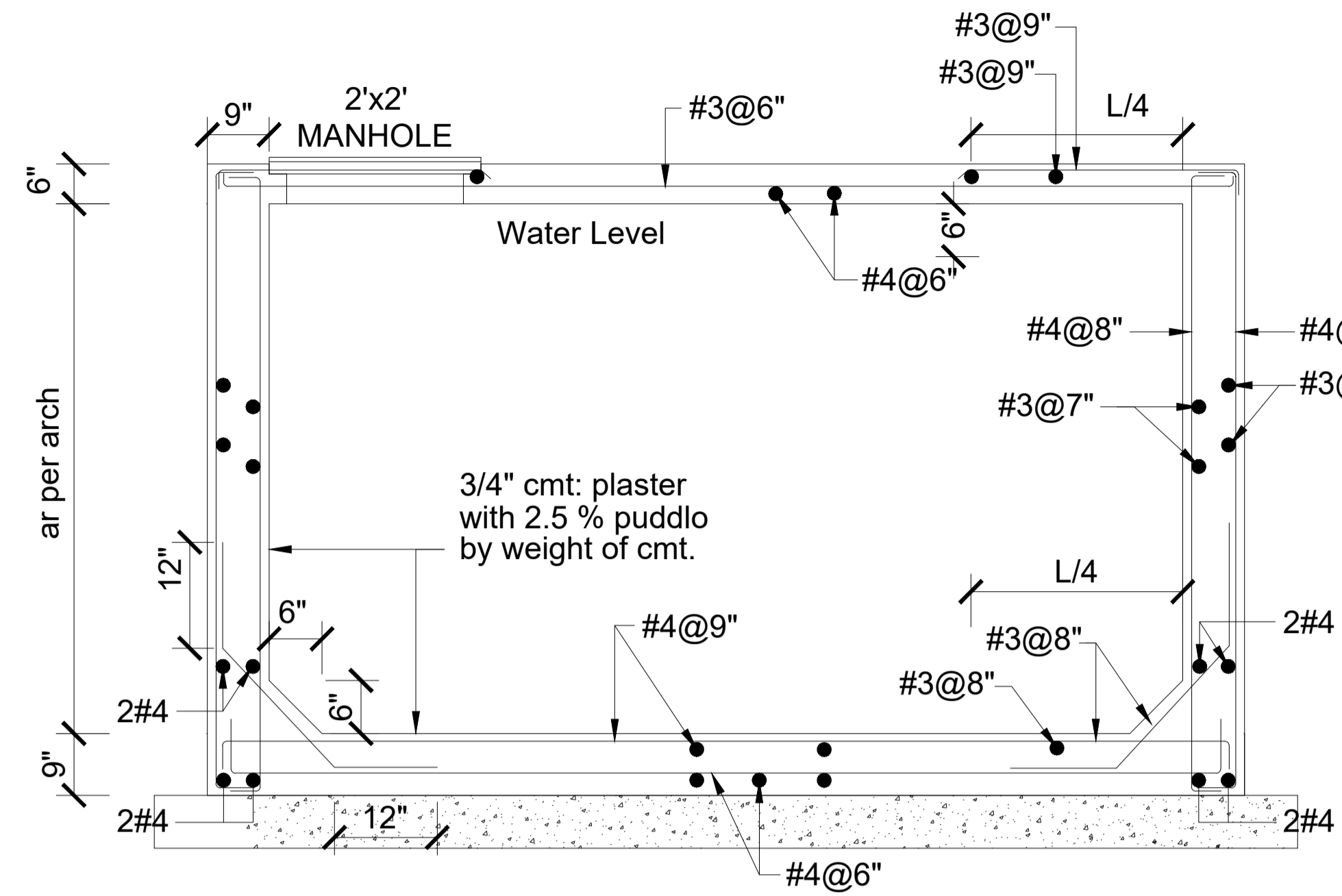


MUMTY REINFORCEMENT PLAN
BOTTOM BAR (5" Th SLAB)

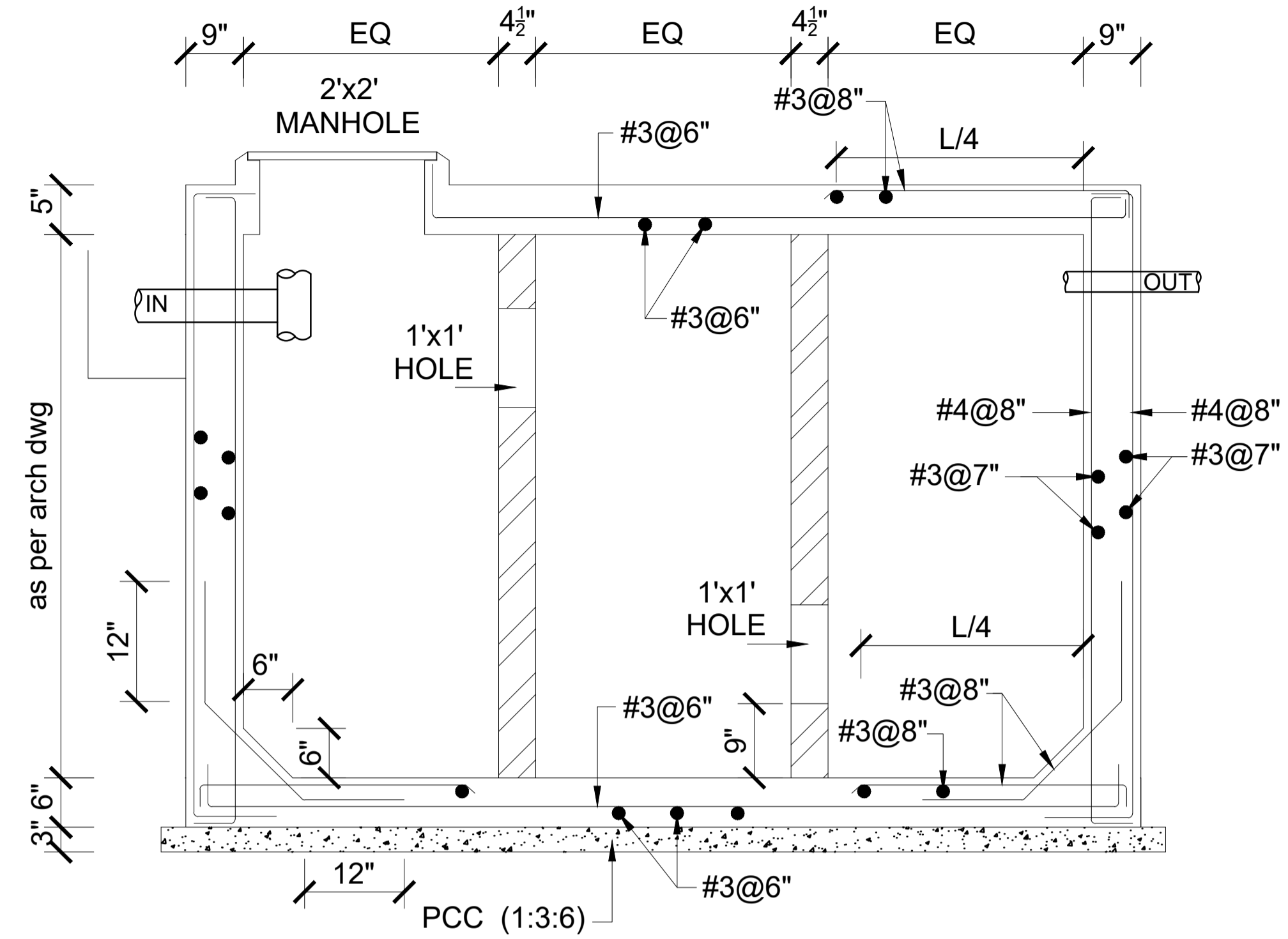


MUMTY REINFORCEMENT PLAN
TOP BAR (5" Th SLAB)

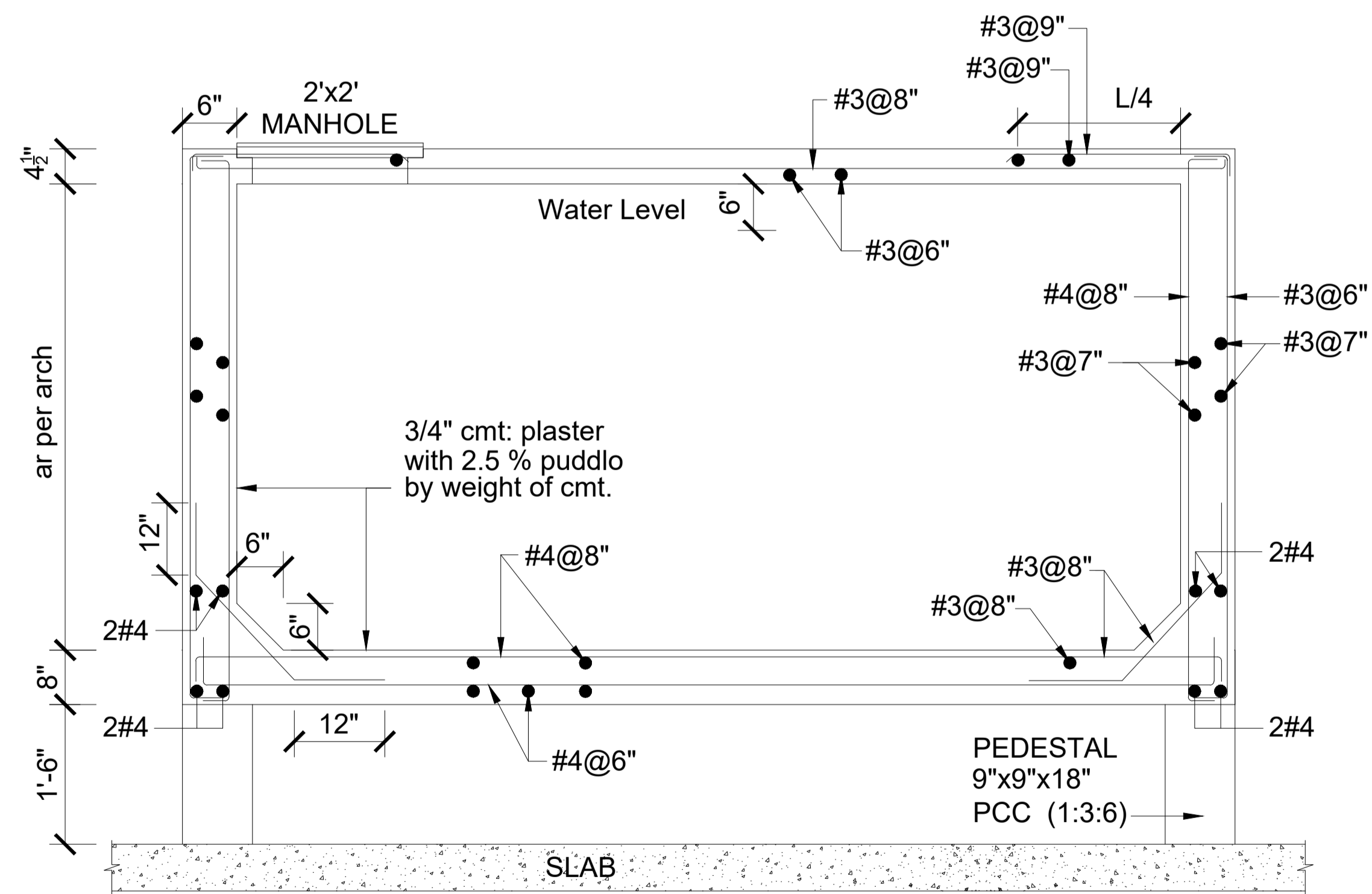
						CLIENT:-	ARCHITECT:-	SCALE:-	SHEET SIZE:-	PROJECT:-	STRUCTURAL CONSULTANT:-
						GIK INSTITUTE SWABI		AS SHOWN		PROPOSED GIK FACULTY BUILDING	Engr Sher Muhammad Awan H. No. 32, Street No.07, Sector-D, Phase-II, DHA, Islamabad. Cell # 0321-5205201
								DATE:-		TITLE:-	
DATE	DESCRIPTION	DRAWN	CHANGED	APPROVED			DRAWN:-	DRAWING NO:-	REV:-	MUMTY BEAM FRAMING PLAN & DETAIL REINFORCEMENT PLAN BOTTOM & TOP BAR	
							S.A Khan	S-17			



SECTION OF UNDER GROUND WATER TANK
TANK SIZE AR PER ARCH DWG



DETAIL OF SEPTIC TANK
TANK SIZE AR PER ARCH DWG



SECTION OF OVER HEAD WATER TANK
TANK SIZE AR PER ARCH DWG

					CLIENT:-	ARCHITECT:-	SCALE:-	SHEET SIZE:-	PROJECT:-	STRUCTURAL CONSULTANT:-
					GIK INSTITUTE SWABI		AS SHOWN		PROPOSED GIK FACULTY BUILDING	Engr Sher Muhammad Awan H. No. 32, Street No.07, Sector-D, Phase-II, DHA, Islamabad. Cell # 0321-5205201
								DATE:-	TITLE:-	
DATE	DESCRIPTION	DRAWN	CHANGED	APPROVED		DRAWN:-	DRAWING NO:-	REV:-	WATER & SEPTIC TANKS DETAILS	
						S.A Khan	S-18			


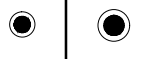










**TENDER DRAWINGS
BLOCK-A
FACULTY RESIDENTIAL BLOCK
G.I.K INSTITUTE, TOPI**













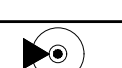
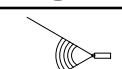

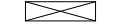


ELECTRIFICATION DRAWINGS







BAYAR ASSOCIATES
Architects, Engineers And Planners
OFF.NO 85 2ND FLOOR, MOBEE PLAZA
HAIDER ROAD , RAWALPINDI .
PH: 051-5110725, 051-5876126
MOBILE: 0301-5555375
E-MAIL: bayarassociates@yahoo.com


ELECTRICAL LEGEND:		
DESCRIPTION	HEIGHT & BOTTOM FROM F.F.L.	SYMBOL ELECTRICAL
DECORATIVE CEILING FAN	CEILING	
RECESS MOUNTED SLIM CIRCULAR LED PANEL LIGHT	ROOM CORRIDOR CEILING	
MIRROR LIGHT BATH	WALL	
DECORATIVE STRIP LIGHT	CEILING	
DECORATIVE AUTOMATIC LIGHT	WARD ROBE	
DECORATIVE HANGING LIGHT	WALL	
DECORATIVE W/P WALL LIGHT	WALL	
DECORATIVE WALL MOUNTED ENERGY SAVER	WALL	
SWITCH BOARD	4'-0"	
2 WAY SWITCH BOARD	4'-0"	
DECORATIVE EXHAUST FAN	WALL	
DECORATIVE CHANDELIER	ROOF	

POWER LEGEND:		
DESCRIPTION	HEIGHT & BOTTOM FROM F.F.L.	SYMBOL ELECTRICAL
MAIN DISTRIBUTION BOARD	4'-0"	
LIGHT PLUG 5/10Amp	1'-0"	
POWER PLUG 15/Amp	1'-0"	
POWER PLUG 20/Amp AC	6'-0"	
POWER PLUG 20/Amp GEYSER	6'-0"	

DATA & VOICE LEGEND:		
DESCRIPTION	HEIGHT & BOTTOM FROM F.F.L.	SYMBOL ELECTRICAL
TELEPHONE POINT (RJ-11)	1'-0"	
TELEVISION / LCD	WALL	
CABLE POINT (TV) (RG-06)	WALL	
WIRELESS FIDELITY	WALL	
JUNCTION BOX FOR MAIN CABLE WIRE	WALL	
MOVEABLE CCTV CAMERA		
STAND ABLE CCTV CAMERA		
JUNCTION BOX FOR CCTV CAMERA		
25mm DIA PVC WITH 3X1.5SQmm FOR SUPPLY CAMERA		
25mm DIA PVC WITH CO-AXIAL CABLE 3m OR APPROVED EQUIVALENT		
VIDEO RECORDER/DVR OR APPROVED		

AIR CONDITIONING LEGENDS:	
DESCRIPTION	SYMBOL ELECTRICAL
WALL MOUNTED	
REFRIGERANT PIPE	
CONDENSATE DRAIN	
OUT DOOR UNIT	

GENERAL NOTES	
01-	The contractor shall thoroughly review all the drawings before start of work and shall coordinate with all other discipline and any discrepancy appears it should be brought to the consultant's knowledge immediately, before start work.
02-	No work shall be carried out unless shop drawing are prepared and Submitted by the architect contractor for the approval of consultant.
03-	MEP services shall not cut in any structural beams, ribs or any other structural elements unless a prior written approval has been taken from the Structure Engineer.
04-	MEP contractor shall provide sleeve/opening/pipes in civil work prior to Construction for respective services.
05-	Provide earth pits an indicated in the drawings, it details to be coordinated with other discipline.
06-	All electrical operated equipment shall have earth connections.
07-	Minimum wire size shall be 1.5mm.sq for detail cable sizes see DB details given in the drawings.
08-	Contractor shall take approval from consultant for all the material to be installed prior to purchase however, Pakistan cable, New age and Pioneer Cable are approved.
09-	All distributions board DB, s shall be approved by consultant prior to purchase by Contractor, Contractor provide technical submittal for DB,s.
10-	Main and sub Telephone/TV/FACP junctions' box shall be provided where required.
11-	All kinds of wiring shall not be visible inside or outside the Building, contractor shall place sleeve/conduits where required during constructions.
12-	Color coding for wires shall be done and approved by IEEE regulations.
13-	The distance for cables supports and saddle for conduit or cable tray shall be according to the latest IEEE regulations.
14-	Use separate conduit for every circuit coming out of DBs and provide Junction box required for easy pulling electrical wire.
15-	Fire alarm penal digital video recorder, voice control penal shall be under surveillance of security staff.
16-	All electrical pumps motor shall be provide with starter relay.
17-	lights layout schematic, selections of lights shall be done by the architect.
18-	Telephone & Networking cables must be 1ft away from power cable.

Project Title:- FACULTY RESIDENTIAL BLOCK	REVISION			Designed By:- Bayar Khizar	Drawing Title:- LEGENDS
	S.NO	DATE	DESCRIPTION		
Client:- G.I.K INSTITUTE, TOPI				Drawn By:- Ehsan	Date:-09-12-2025
				Scale:- As Shown	 BAYAR ASSOCIATES Architects, Engineers And Planners OFF.NO 85 2ND FLOOR, MOBEE PLAZA HAIDER ROAD , RAWALPINDI . PH: 051-5110725, 051-5876126 MOBILE: 0301-5555375 E-MAIL: bayarassociates@yahoo.com

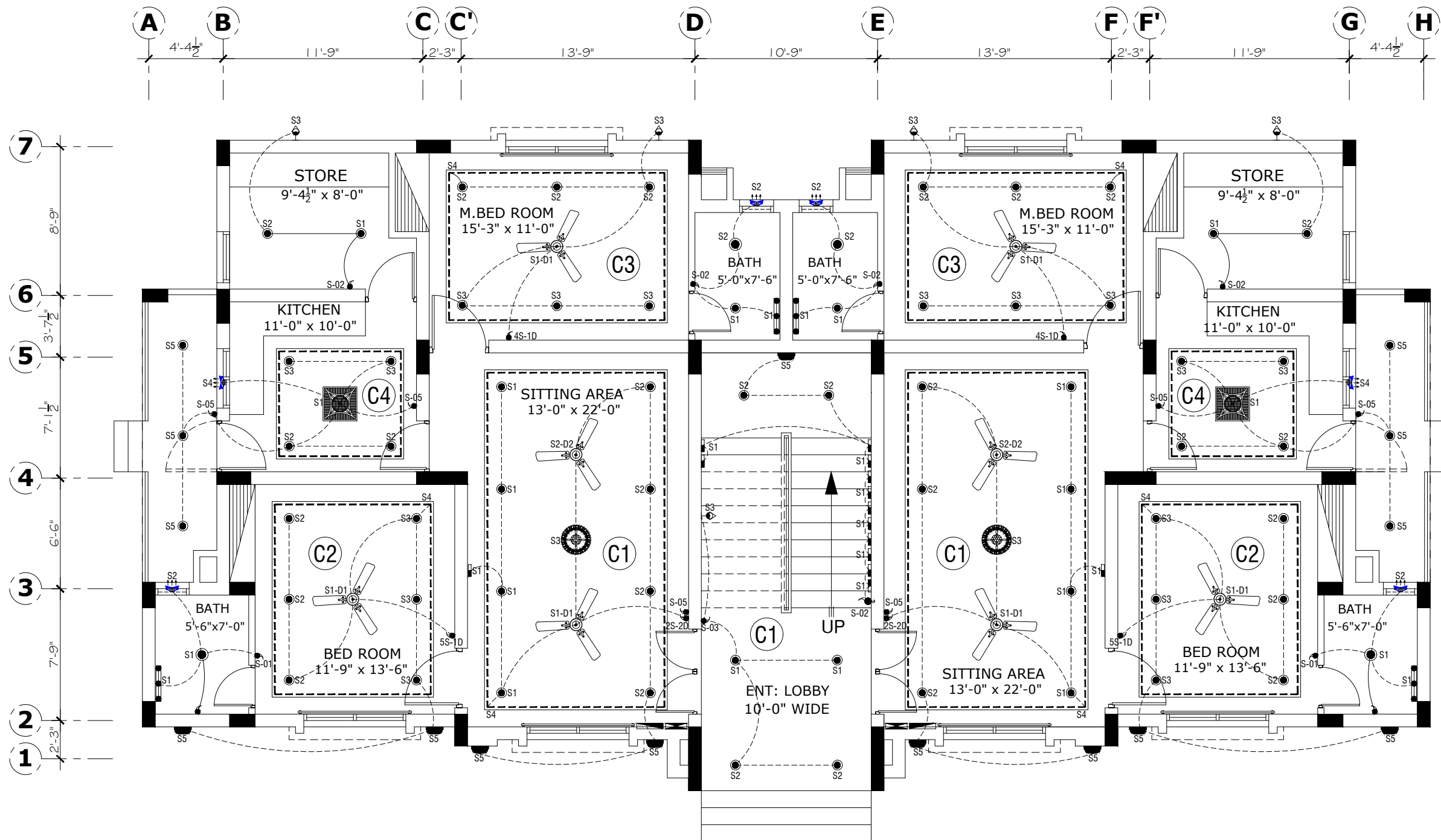
LIGHTING - APPROVED MANUFACTURERS / SUPPLIERS			
SR. NO	ITEM	BRAND NAME	APPROVAL
01	LIGHT FIXTURE LED,CFL, SPOT, FLUORESCENT, DECORATIVE, MIRROR LIGHTS 20Watts,25W,30W,40,60W,	PHILIPS	APPROVED BY AN ARCHITECT
		OSRAM	
		OSAKA	
		OPPLE	
02	230V/50HZ EXHAUST/ BRACKET FANS 56",36",48" 80 WATTS,60 WATTS	PAK FAN	APPROVED BY AN ARCHITECT
		MILLAT	
		FAN CLIMAX	
		FAN SK	
03	230V/50HZ SWITCHES, SOCKETS ETC.	AQUA	APPROVED BY AN ARCHITECT
		CLIPSAL	
04	PVC CONDUIT & ACCESSORIES	BETA	APPROVED BY AN ARCHITECT
		POPULAR	
05	STEEL CONDUIT & ACCESSORIES	HILAL	APPROVED BY AN ARCHITECT
		IIL INDUSTRIES	
		JAMAL	
06	BACK BOXES, PULL BOXES ETC	CLIPSAL	ARCHITECT APPROVED BY AN ARCHITECT
		AUSTRALIA	
		ABB	
07	TELEPHONE CABLE DISH ANTENNA CABLE, COAXIAL CABLES COMPUTER NETWORKING CABLING & ACCESSORIES	SIEMENS	ARCHITECT APPROVED BY AN ARCHITECT
		PAKISTAN CABLES	
		PIONEER CABLES	
		GM CABLE	
08	TELEPHONE JUNCTION BOXES	S.A ELECTRIC CONCERN	ARCHITECT APPROVED BY AN ARCHITECT
		IIL	
		N.R	
09	CCTV SYSTEM & PUBLIC ADDRESS SYSTEM, FAS	INDUSTRIES PHILIPS	ARCHITECT APPROVED BY AN ARCHITECT
		SIEMENS	
		BOSCH	
10	TELEPHONE EXCHANGES (PABX SYSTEM)	SIEMENS	ARCHITECT APPROVED BY AN ARCHITECT
		NORTEL	
		PANASONIC	

PANEL - APPROVED MANUFACTURERS / SUPPLIERS			
SR. NO	ITEM	BRAND NAME	APPROVAL
01	DISTRIBUTION BOARDS, MAIN & SUB-MAIN PANEL BOARD INCLUDE PANEL	ENERGY	APPROVED BY AN ARCHITECT
		SIEMENS	
		ELECTRECH	
		POWERTECH	
02	BOXES BREAKER CABLES AND WIRES 2.5mm ² , 4mm ² , 6mm ² , 10mm ² , 16mm ² , 25mm ² , 35mm ² , 50mm ² , 70mm ²	PAKISTAN CABLES	APPROVED BY AN ARCHITECT
		PIONEER CABLES	
		NEWAGE CABLES	
		FAST CABLES	
03	MCCBs and MCBs 10A, 16A, 20A, 26A, 30A, 40A, 60A 2-POLE	MARLIN GERLIN	APPROVED BY AN ARCHITECT
		LEGRAND	
		SIEMENS	
		LSIS	
04	PVC CONDUIT & ACCESSORIES	BETA	ARCHITECT APPROVED BY AN ARCHITECT
		POPULAR	
05	STEEL CONDUIT & ACCESSORIES	HILAL	APPROVED BY AN ARCHITECT
		IIL INDUSTRIES	
		JAMAL	
06	GENERATOR ENGINE	CATERPILLAR	ARCHITECT APPROVED BY AN ARCHITECT
		PERKINS	
		CUMMINS	
07	ALTERNATOR	VOLVO	ARCHITECT APPROVED BY AN ARCHITECT
		LEROYSOMER	
		MECALTTE	
08	ELEVATORS	STAAMFORD	ARCHITECT APPROVED BY AN ARCHITECT
		SCHNEIDER	
		OTIS	
		FUJI	
		KLEEMANN	


Project Title:- FACULTY RESIDENTIAL BLOCK	REVISION			Designed By:- Bayar Khizar	Drawing Title:- LEGENDS
	S.NO	DATE	DESCRIPTION		
Client:- G.I.K INSTITUTE, TOPI				Drawn By:- Ehsan	Date:-09-12-2025 Drg.No : E-02
				Scale:- As Shown	

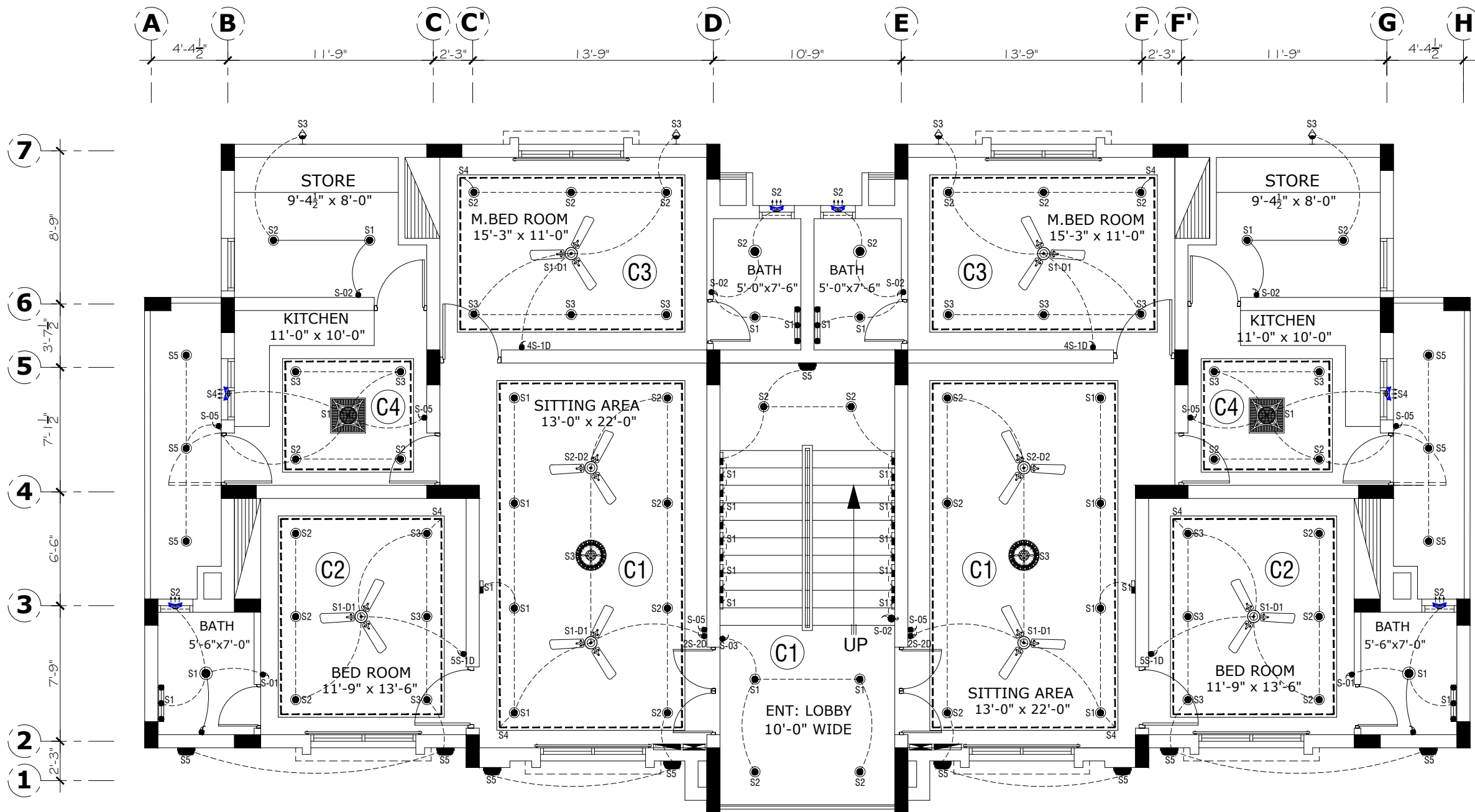


BAYAR ASSOCIATES
Architects, Engineers And Planners
OFF.NO 85 2ND FLOOR, MOBEE PLAZA
HAIDER ROAD, RAWALPINDI .
PH: 051-5110725, 051-5876126
MOBILE: 0301-5555375
E-MAIL: bayarassociates@yahoo.com



GROUND FLOOR PLAN

Project Title:- FACULTY RESIDENTIAL BLOCK	REVISION			Designed By:- Bayar Khizar	Drawing Title:- LIGHTENING LAYOUT PLAN
	S.NO	DATE	DESCRIPTION		
Client:- G.I.K INSTITUTE, TOPI				Drawn By:- Ehsan	Date:-09-12-2025
				Scale:- As Shown	 BAYAR ASSOCIATES Architects, Engineers And Planners OFF.NO 85 2ND FLOOR, MOBEE PLAZA HAIDER ROAD , RAWALPINDI . PH: 051-5110725, 051-5876126 MOBILE: 0301-5555375 E-MAIL: bayarassociates@yahoo.com



FIRST FLOOR PLAN

Project Title:-
FACULTY RESIDENTIAL BLOCK

Client:-
G.I.K INSTITUTE, TOPI

REVISION		
S.NO	DATE	DESCRIPTION

Designed By:-
Bayar Khizar

Drawn By:-
Ehsan

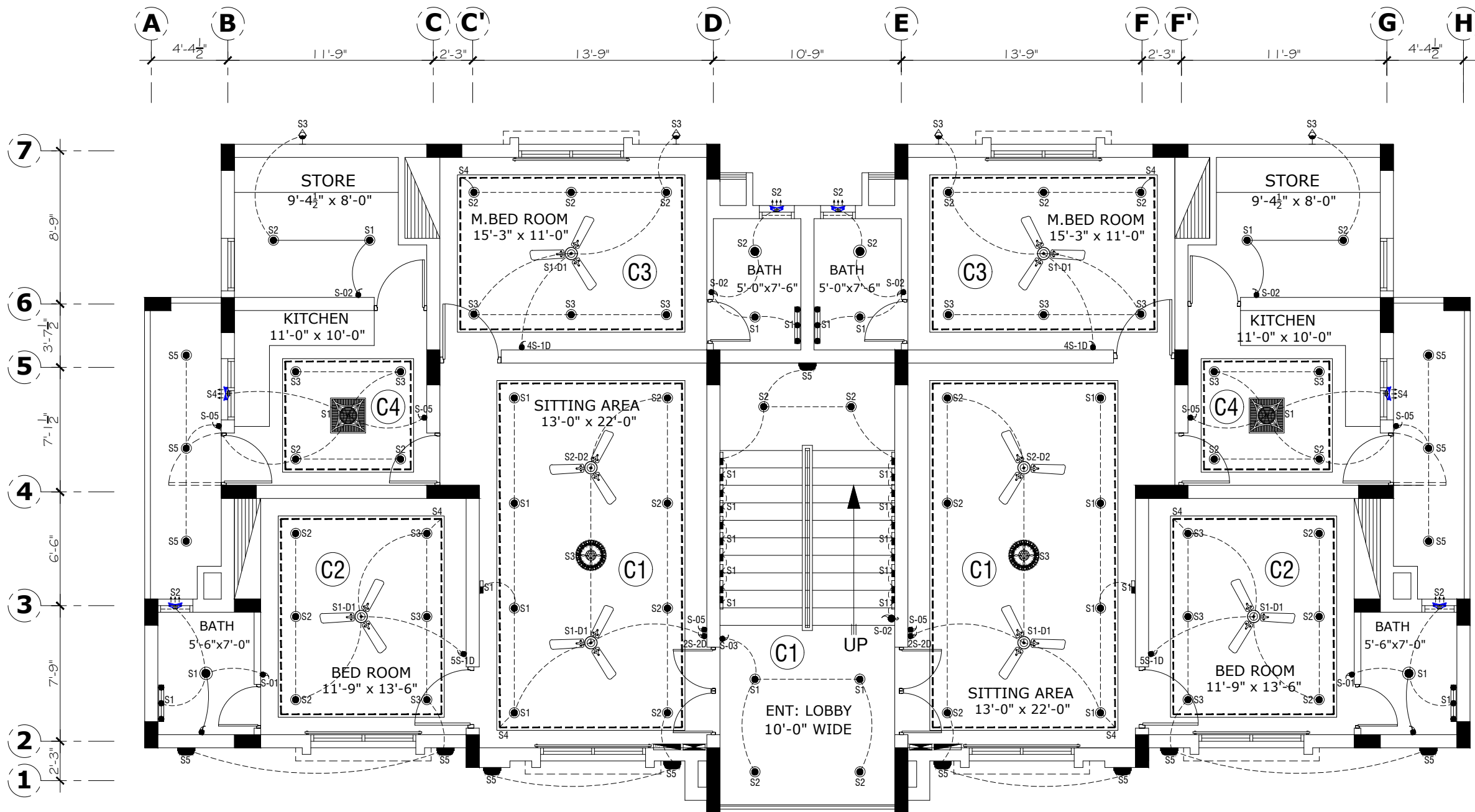
Scale:-
As Shown

Drawing Title:-
LIGHTENING LAYOUT PLAN

Date:-09-12-2025
Drg.No : **E-04**



BAYAR ASSOCIATES
Architects, Engineers And Planners
OFF.NO 85 2ND FLOOR, MOBEE PLAZA
HAIDER ROAD , RAWALPINDI .
PH: 051-5110725, 051-5876126
MOBILE: 0301-5555375
E-MAIL: bayarassociates@yahoo.com



SECOND FLOOR PLAN

Project Title:-
FACULTY RESIDENTIAL BLOCK

Client:-
G.I.K INSTITUTE, TOPI

REVISION		
S.NO	DATE	DESCRIPTION

Designed By:-
Bayar Khizar

Drawn By:-
Ehsan

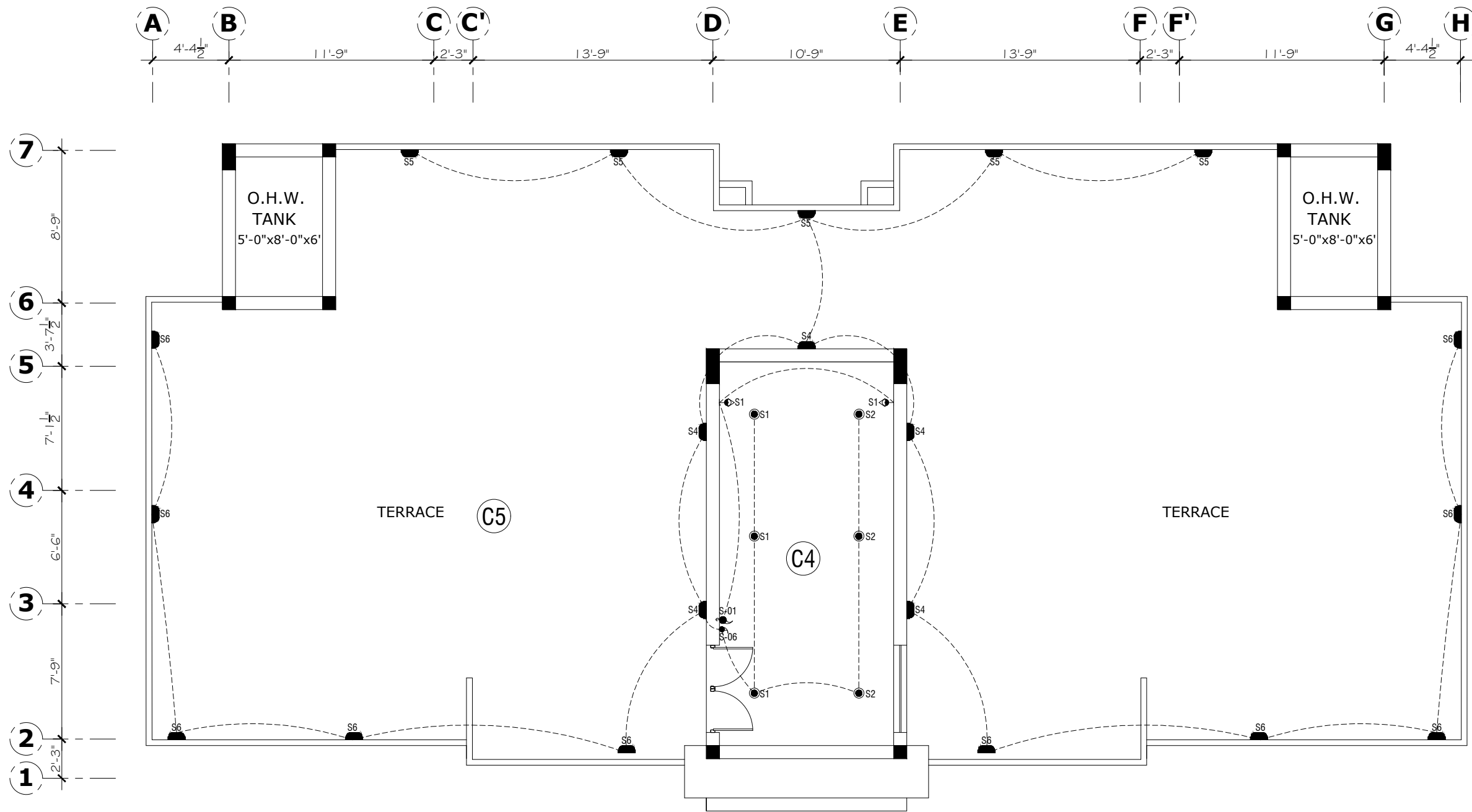
Scale:-
As Shown

Drawing Title:-
LIGHTENING LAYOUT PLAN


Date:-09-12-2025
Drg.No : **E-05**

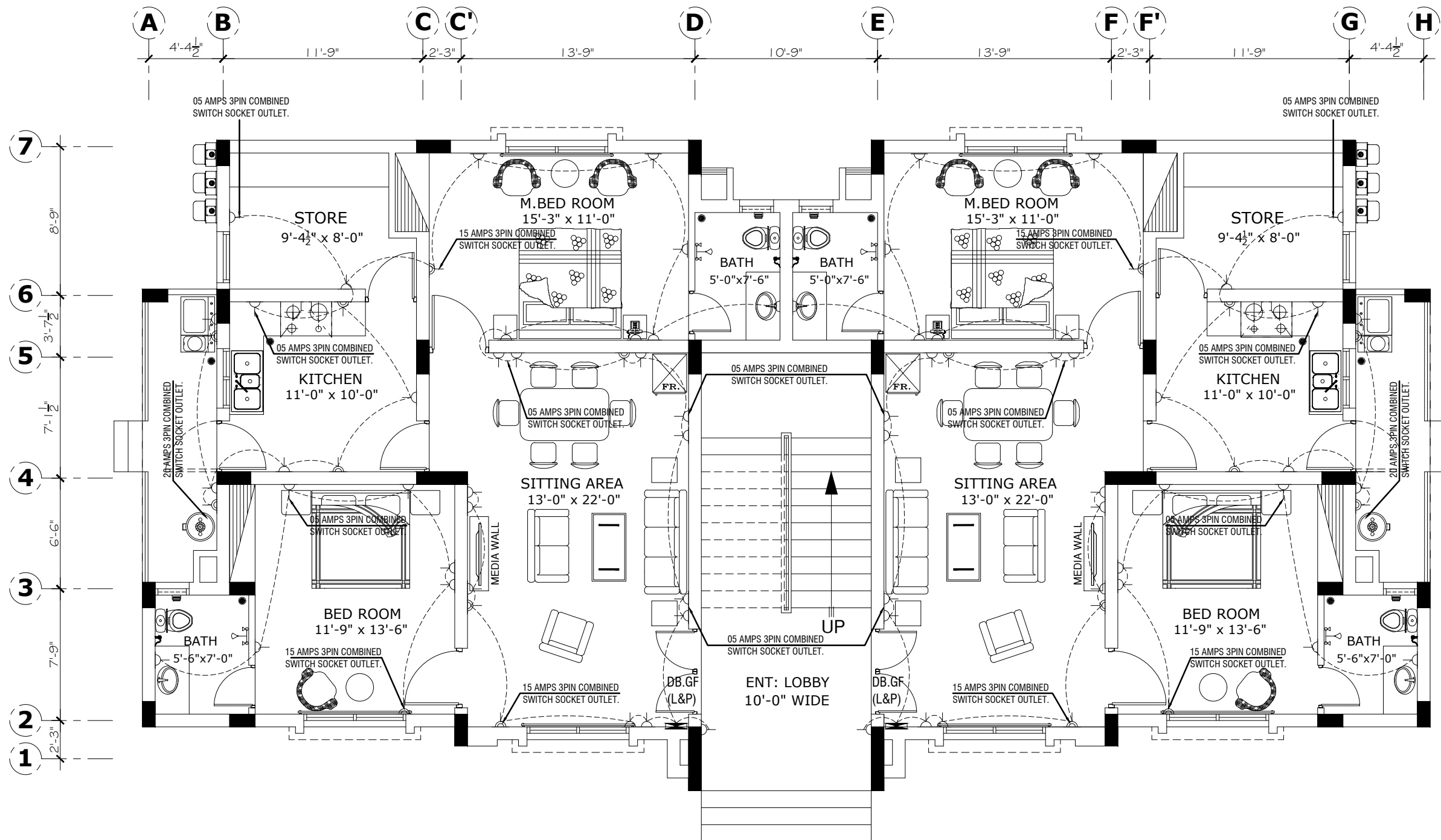


BAYAR ASSOCIATES
Architects, Engineers And Planners
OFF.NO 85 2ND FLOOR, MOBEE PLAZA
HAIDER ROAD , RAWALPINDI .
PH: 051-5110725, 051-5876126
MOBILE: 0301-5555375
E-MAIL: bayarassociates@yahoo.com




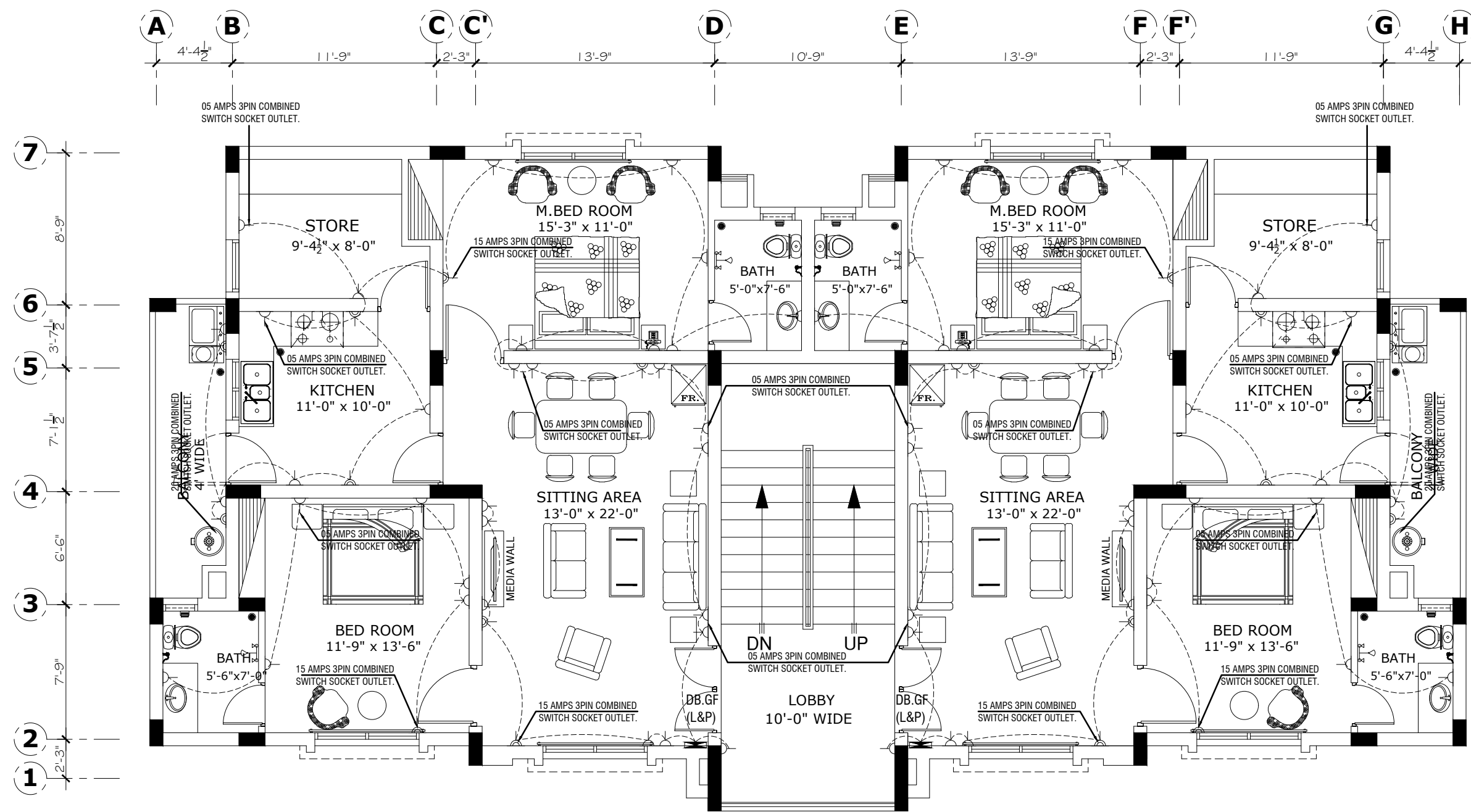
TOP FLOOR PLAN

Project Title:- FACULTY RESIDENTIAL BLOCK	REVISION			Designed By:- Bayar Khizar	Drawing Title:- LIGHTENING LAYOUT PLAN
	S.NO	DATE	DESCRIPTION		
Client:- G.I.K INSTITUTE, TOPI				Drawn By:- Ehsan	Date:-09-12-2025
				Scale:- As Shown	 BAYAR ASSOCIATES Architects, Engineers And Planners OFF.NO 85 2ND FLOOR, MOBEE PLAZA HAIDER ROAD , RAWALPINDI . PH: 051-5110725, 051-5876126 MOBILE: 0301-5555375 E-MAIL: bayarassociates@yahoo.com




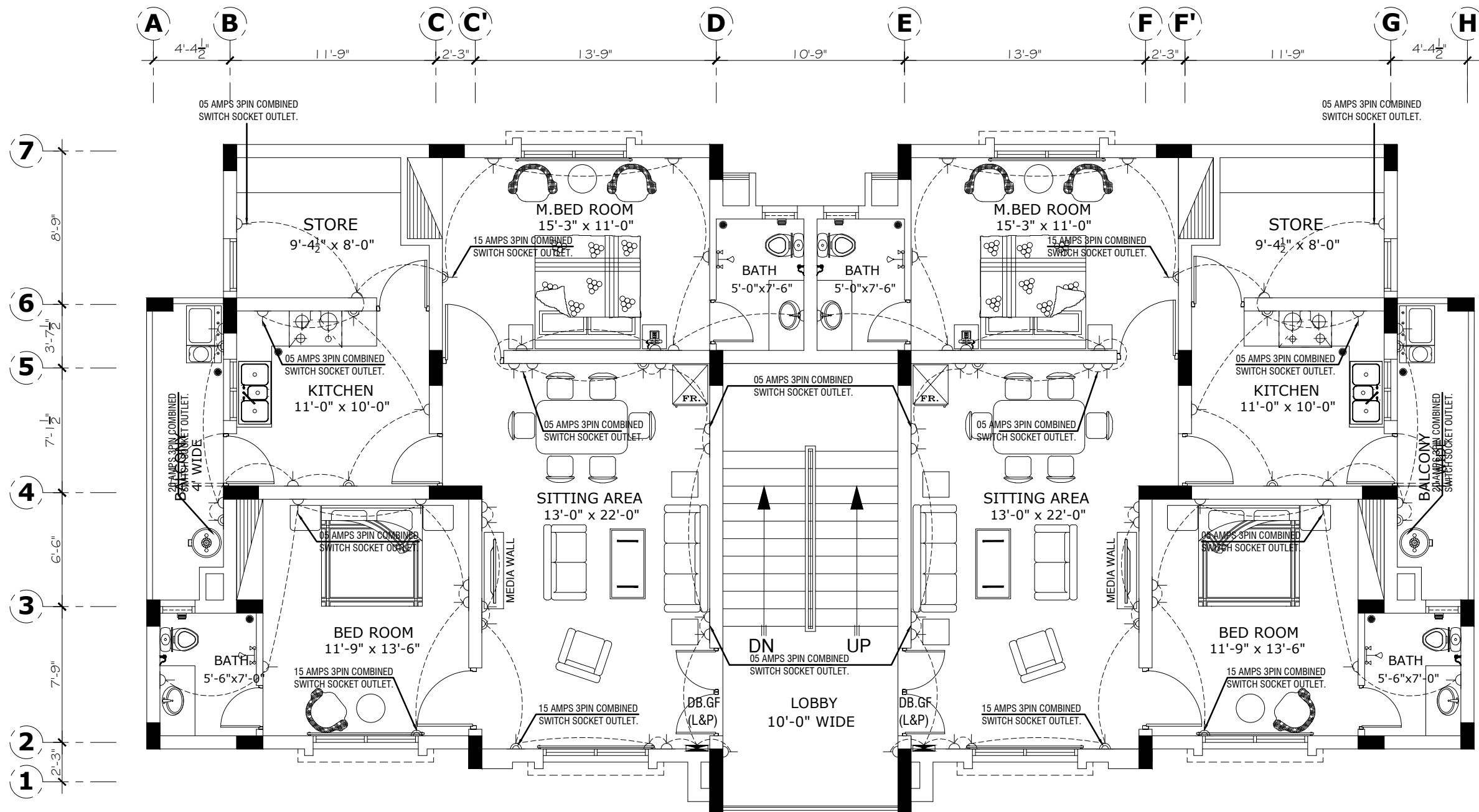
GROUND FLOOR PLAN

Project Title:- FACULTY RESIDENTIAL BLOCK	REVISION			Designed By:- Bayar Khizar	Drawing Title:- POWER LAYOUT
	S.NO	DATE	DESCRIPTION		
Client:- G.I.K INSTITUTE, TOPI				Drawn By:- Ehsan	Date:-09-12-2025
				Scale:- As Shown	 BAYAR ASSOCIATES Architects, Engineers And Planners OFF.NO 85 2ND FLOOR, MOBEE PLAZA HAIDER ROAD , RAWALPINDI . PH: 051-5110725, 051-5876126 MOBILE: 0301-5555375 E-MAIL: bayarassociates@yahoo.com
				Drg.No : E-07	




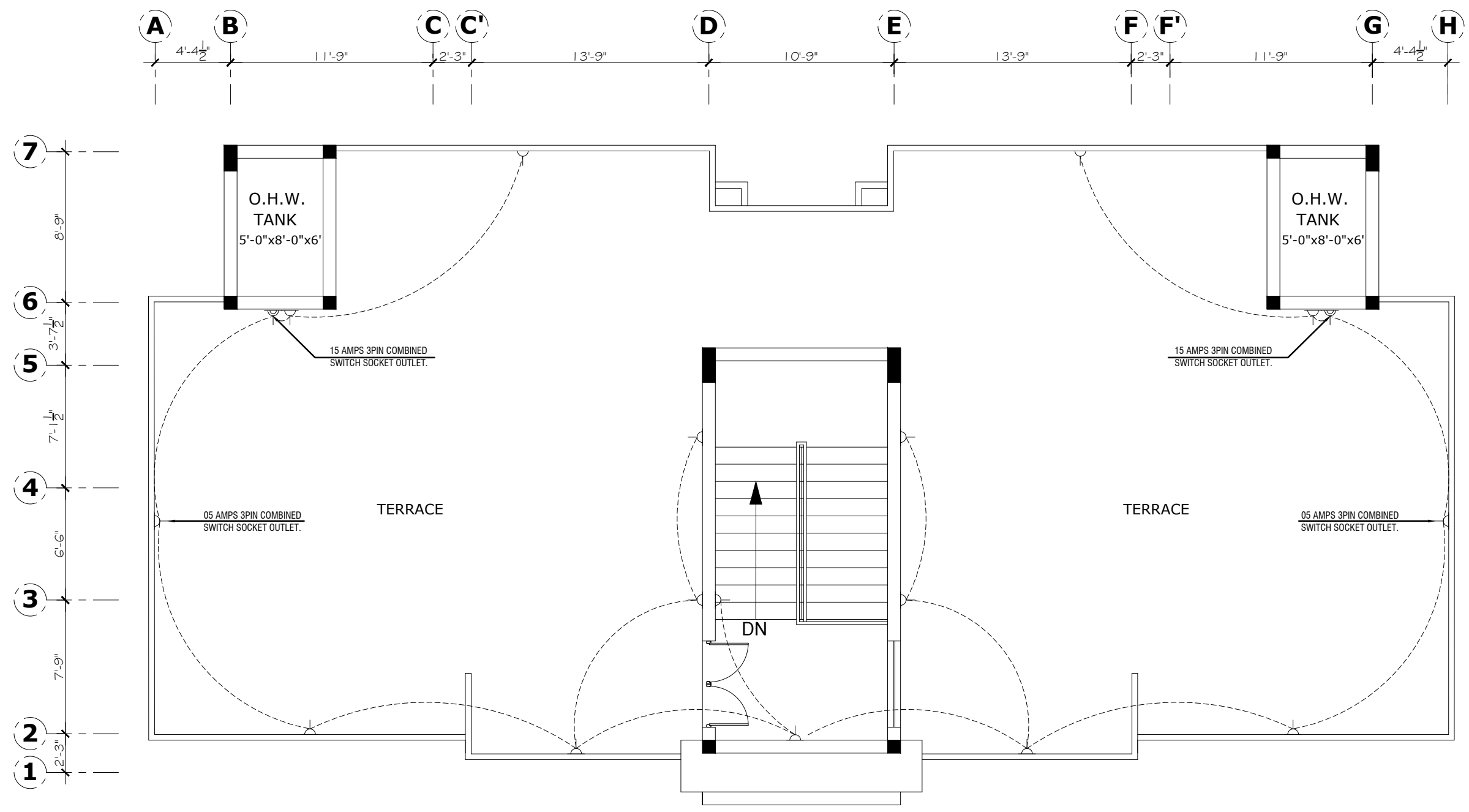
FIRST FLOOR PLAN

Project Title:- FACULTY RESIDENTIAL BLOCK	REVISION			Designed By:- Bayar Khizar	Drawing Title:- POWER LAYOUT
	S.NO	DATE	DESCRIPTION		
Client:- G.I.K INSTITUTE, TOPI				Drawn By:- Ehsan	Date:-09-12-2025
				Scale:- As Shown	 BAYAR ASSOCIATES Architects, Engineers And Planners OFF.NO 85 2ND FLOOR, MOBEE PLAZA HAIDER ROAD , RAWALPINDI . PH: 051-5110725, 051-5876126 MOBILE: 0301-5555375 E-MAIL: bayarassociates@yahoo.com




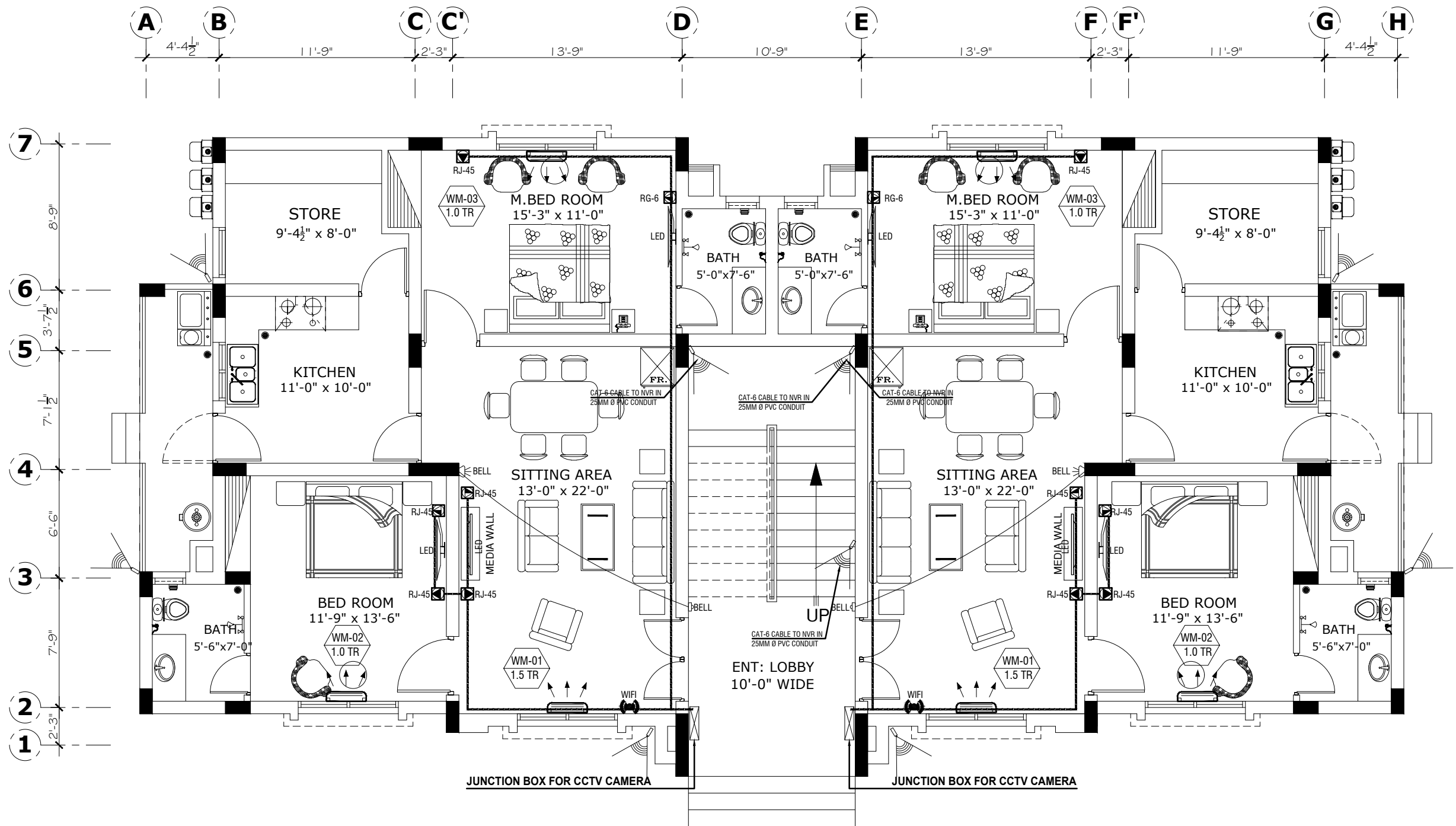
SECOND FLOOR PLAN

Project Title:- FACULTY RESIDENTIAL BLOCK	REVISION			Designed By:- Bayar Khizar	Drawing Title:- POWER LAYOUT
	S.NO	DATE	DESCRIPTION		
Client:- G.I.K INSTITUTE, TOPI				Drawn By:- Ehsan	Date:-09-12-2025
				Scale:- As Shown	 BAYAR ASSOCIATES Architects, Engineers And Planners OFF.NO 85 2ND FLOOR, MOBEE PLAZA HAIDER ROAD , RAWALPINDI . PH: 051-5110725, 051-5876126 MOBILE: 0301-5555375 E-MAIL: bayarassociates@yahoo.com




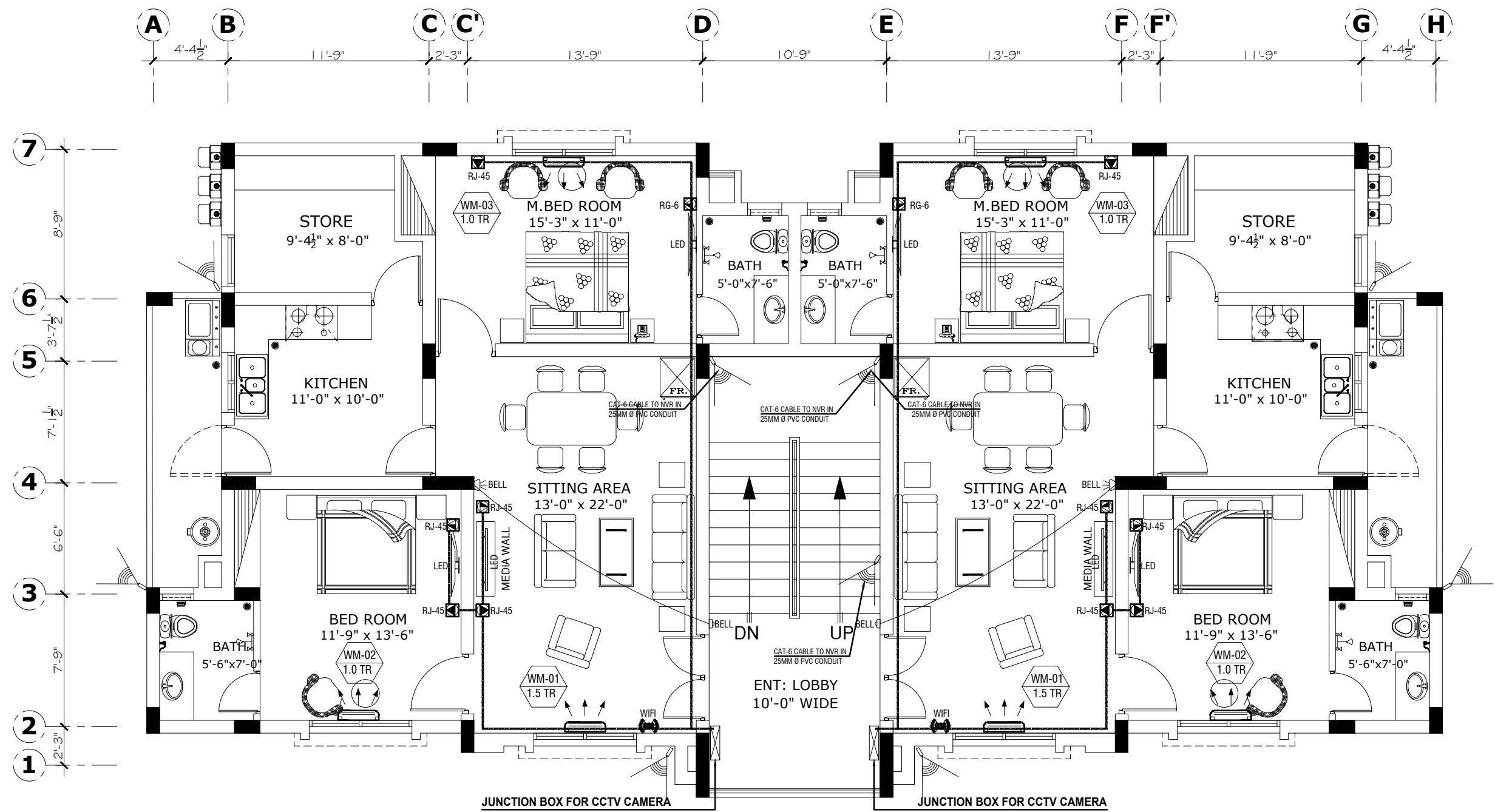
TOP FLOOR PLAN

Project Title:- FACULTY RESIDENTIAL BLOCK	REVISION			Designed By:- Bayar Khizar	Drawing Title:- POWER LAYOUT	
	S.NO	DATE	DESCRIPTION			
Client:- G.I.K INSTITUTE, TOPI				Drawn By:- Ehsan	Date:-09-12-2025	 BAYAR ASSOCIATES Architects, Engineers And Planners OFF.NO 85 2ND FLOOR, MOBEE PLAZA HAIDER ROAD , RAWALPINDI . PH: 051-5110725, 051-5876126 MOBILE: 0301-5555375 E-MAIL: bayarassociates@yahoo.com
				Scale:- As Shown	Drg.No : E-10	



GROUND FLOOR PLAN

Project Title:- FACULTY RESIDENTIAL BLOCK	REVISION			Designed By:- Bayar Khizar	Drawing Title:- A/C AND DATA LAYOUT
	S.NO	DATE	DESCRIPTION		
Client:- G.I.K INSTITUTE, TOPI				Drawn By:- Ehsan	Date:-09-12-2025
				Scale:- As Shown	 BAYAR ASSOCIATES Architects, Engineers And Planners OFF.NO 85 2ND FLOOR, MOBEE PLAZA HAIDER ROAD , RAWALPINDI . PH: 051-5110725, 051-5876126 MOBILE: 0301-5555375 E-MAIL: bayarassociates@yahoo.com
				Drg.No : E-11	



FIRST FLOOR PLAN

Project Title:-
FACULTY RESIDENTIAL BLOCK

REVISION		
S.NO	DATE	DESCRIPTION

Designed By:-
Bayar Khizar

Drawn By:-
Ehsan

Scale:-
As Shown

Drawing Title:-
A/C AND DATA LAYOUT

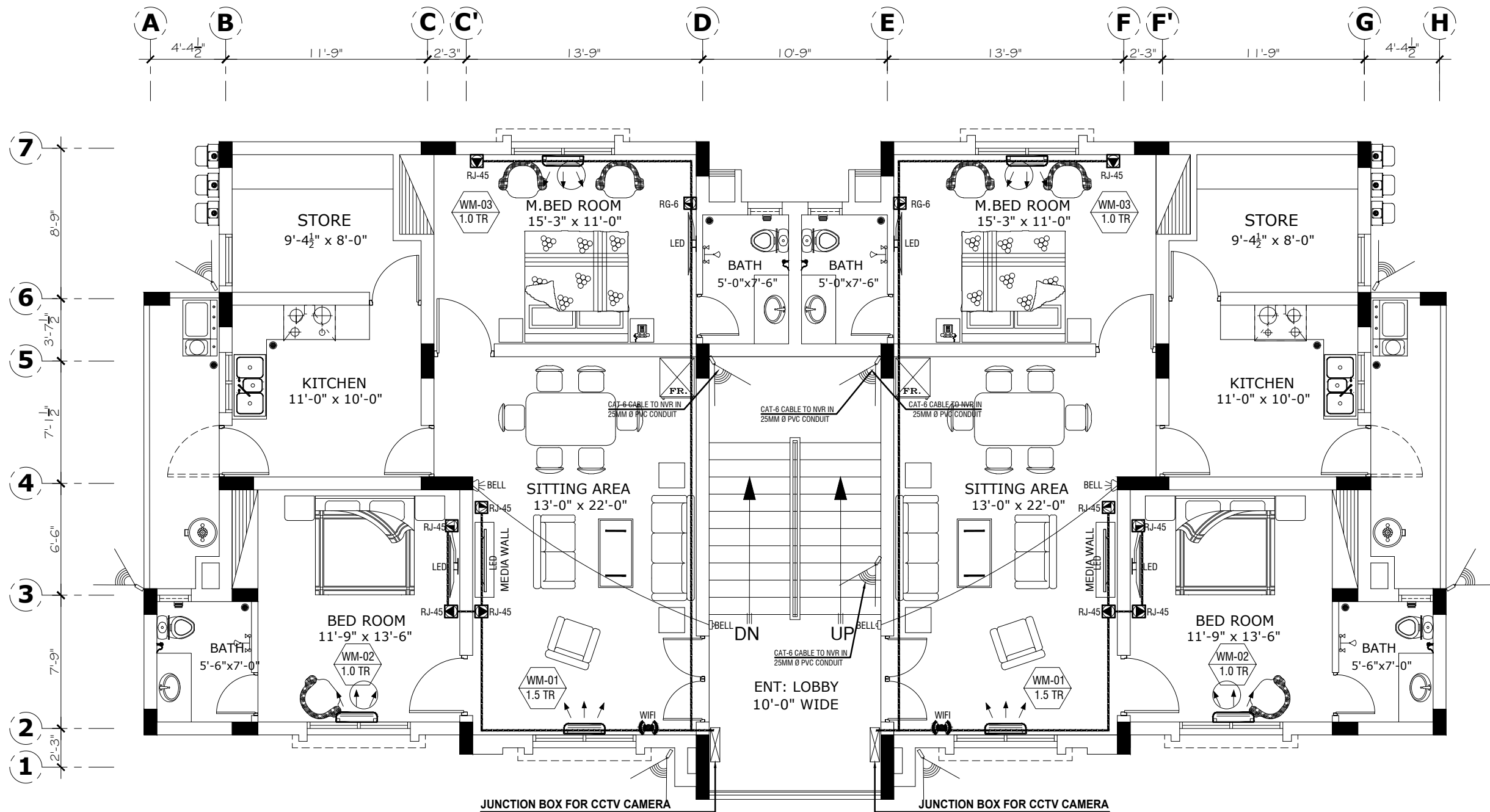
Client:-
G.I.K INSTITUTE, TOPI

Date:-09-12-2025

Drg.No : **E-12**



BAYAR ASSOCIATES
 Architects, Engineers And Planners
 OFF.NO 85 2ND FLOOR, MOBEE PLAZA
 HAIDER ROAD , RAWALPINDI .
 PH: 051-5110725, 051-5876126
 MOBILE: 0301-5555375
 E-MAIL: bayarassociates@yahoo.com

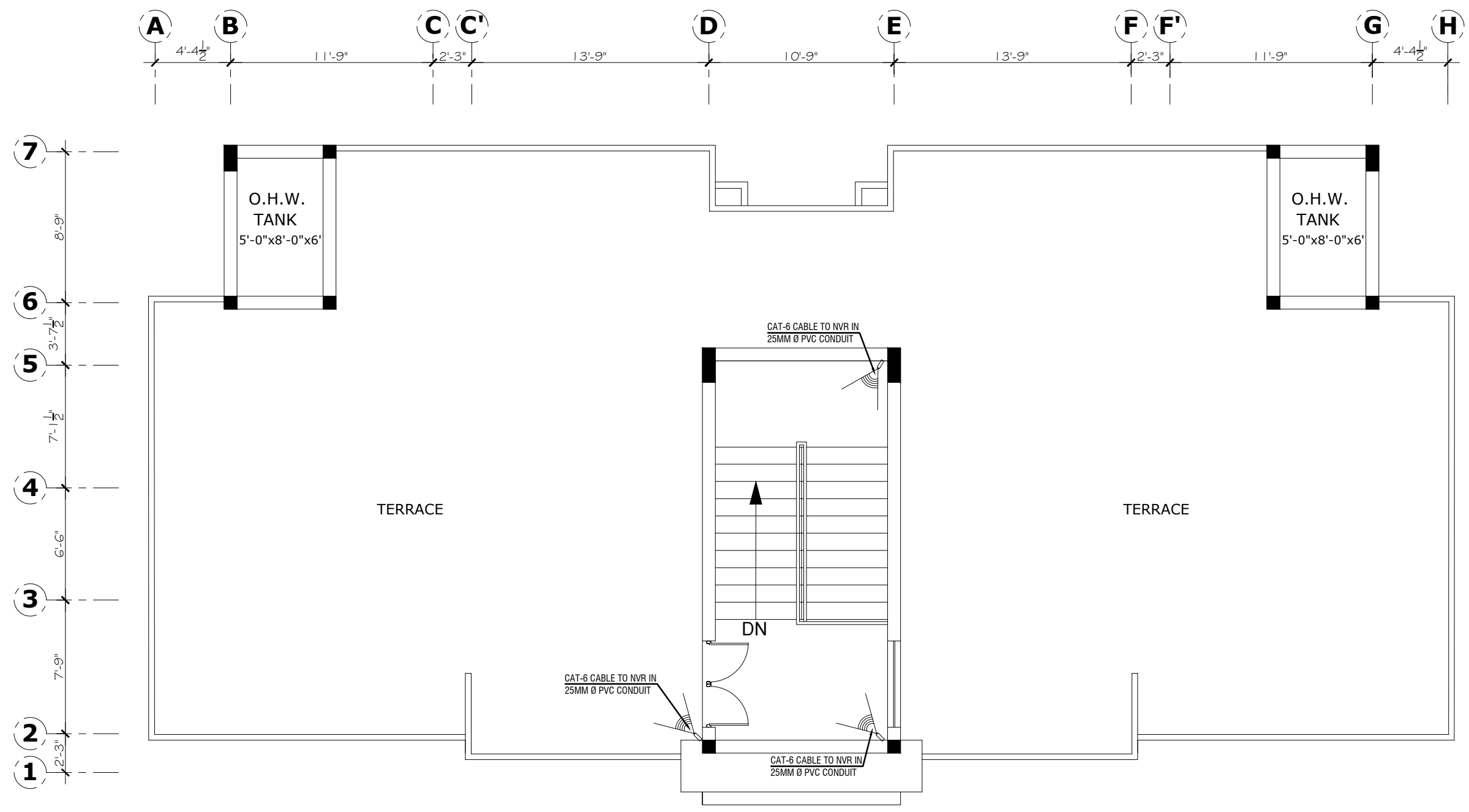


SECOND FLOOR PLAN


Project Title:- FACULTY RESIDENTIAL BLOCK	REVISION			Designed By:- Bayar Khizar	Drawing Title:- A/C AND DATA LAYOUT
	S.NO	DATE	DESCRIPTION		
Client:- G.I.K INSTITUTE, TOPI				Drawn By:- Ehsan	Date:-09-12-2025
				Scale:- As Shown	Drg.No : E-13



BAYAR ASSOCIATES
 Architects, Engineers And Planners
 OFF.NO 85 2ND FLOOR, MOBEE PLAZA
 HAIDER ROAD , RAWALPINDI .
 PH: 051-5110725, 051-5876126
 MOBILE: 0301-5555375
 E-MAIL: bayarassociates@yahoo.com



TOP FLOOR PLAN

Project Title:- FACULTY RESIDENTIAL BLOCK	REVISION			Designed By:- Bayar Khizar	Drawing Title:- A/C AND DATA LAYOUT
	S.NO	DATE	DESCRIPTION		
Client:- G.I.K INSTITUTE, TOPI				Drawn By:- Ehsan	Date:-09-12-2025
				Scale:- As Shown	 BAYAR ASSOCIATES Architects, Engineers And Planners OFF.NO 85 2ND FLOOR, MOBEE PLAZA HAIDER ROAD , RAWALPINDI . PH: 051-5110725, 051-5876126 MOBILE: 0301-5555375 E-MAIL: bayarassociates@yahoo.com
				Drg.No : E-14	

ELECTRICAL WIRE SCHEDULE FOR INTERNAL LIGHTING

- 1- ALL WIRING IS 2X2.5mm²(7/.029") S/C+2X2.5mm²(7/.029") S/C (EARTH+UPS) THAT WILL RUN IN 1" DIA SEPARATE CONDUIT FROM DISTRIBUTION BOARD TO LIGHT POINT, INCLUDING CIRCUIT WIRING BETWEEN SWITCHES ON THE SAME CIRCUIT.
- 2- ALL WIRING FROM SWITCH TO LIGHT POINT IS 2X1.5mm²(3/.029") S/C+1X1.5mm²(3/.029") S/C(EARTH) RUNNING IN 3/4" DIA CONDUIT.
- 3- SWITCH PLATE LOOPING WOULD BE DONE BY USING 2X2.5mm²(7/.029") S/C +1X1.5mm²(3/.029") S/C (EARTH).
- 4-ALL LIGHTING IN BATHROOM OR WET AREAS IS SURFACE MOUNTED SO USE A ROOF JOINT BOX (3/4" X 3" OR 1" X 3") INSTEAD OF LIGHT BOX.
- 5- THE DOOR BELL CAN BE POWERED FROM NEAREST AVAILABLE LIGHTING CIRCUIT.

13 AMP & 5 AMP SWITCHED SOCKETS: (FOR GENERAL APPLIANCES)

- 1- ALL WIRING IS 2X4mm²(7/.036") S/C+1X2.5mm²(7/.029") S/C (EARTH) THAT WILL RUN IN 1" OR 3/4" DIA SEPARATE CONDUIT FROM D.B TO SWITCHED SOCKET.
- 2-5 AMP LOOPING WILL BE DONE BY USING 2X2.5mm²(7/.029") S/C +1X1.5mm²(3/.029") S/C (EARTH).
- 3.ALL OUTDOOR SOCKETS SHOULD BE WATER PROOF.

20 AMP DOUBLE POLE/FLEX SOCKETS: (FOR S.P AIR-CONDITIONERS)

- 1- ALL WIRING IS 2X6mm²(7/.044") S/C+1X4mm²(7/.036") S/C (EARTH) THAT WILL RUN IN 1" OR 3/4" DIA SEPARATE CONDUIT FROM D.B TO SWITCHED/FLEX SOCKET/DOUBLE POLE SWITCH.

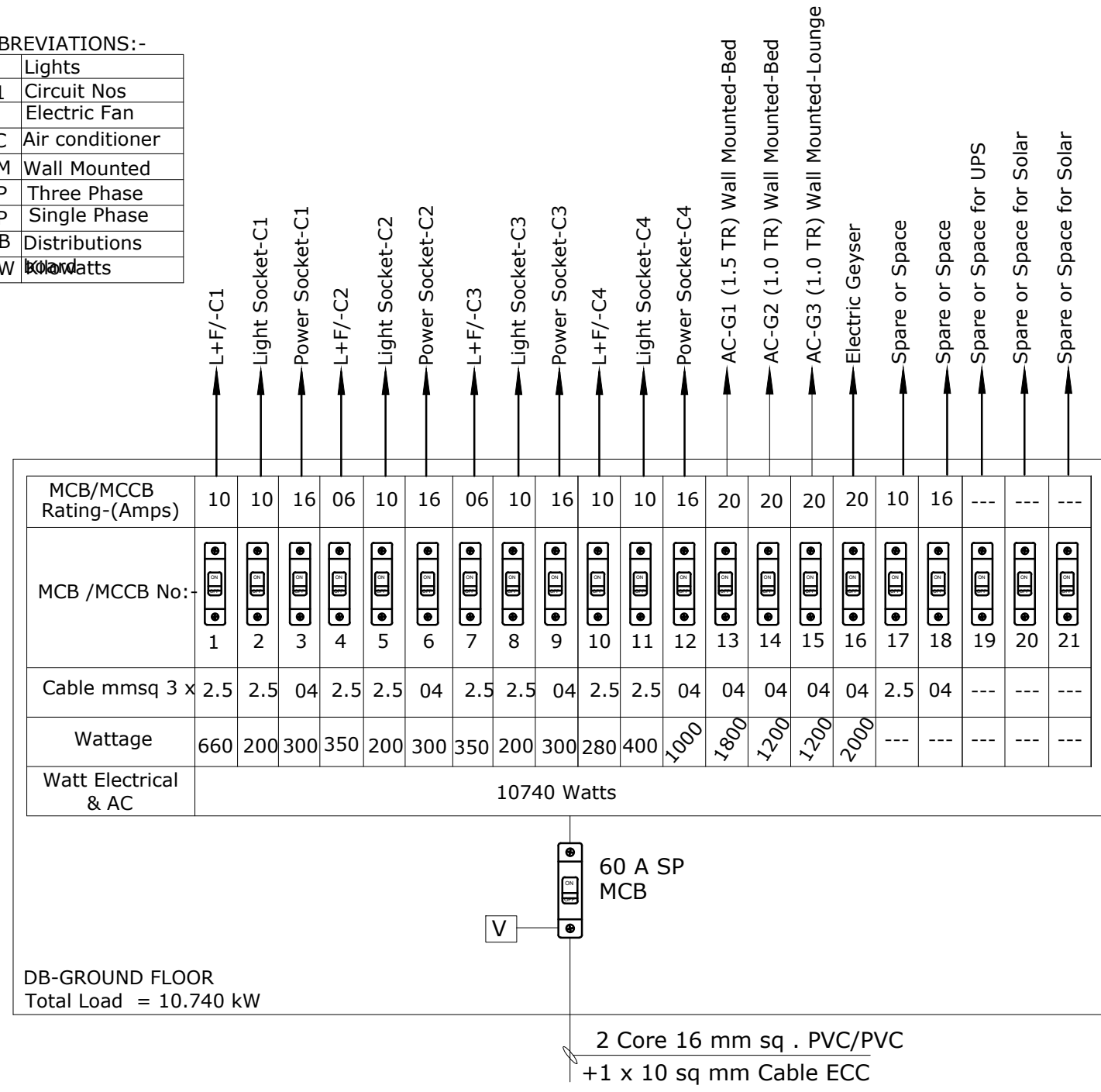
- 1-FOR DATA SYSTEM USE CAT-6A FTP CABLE IN 3/4" OR 1" DIA CONDUIT DEPENDING ON CIRCUIT RUN AND NO. OF CABLES.
- 2-FOR TELEPHONE SYSTEM USE CAT-6 UTP CABLE OR MIN 2 PAIR TELEPHONE CABLE IN 3/4" OR 1" DIA CONDUIT DEPENDING ON CIRCUIT RUN AND NO. OF CABLES.
- 3-FOR CABLE T.V SYSTEM WIRING USE RG-06U CABLE FOR INDOOR & RG-11 CABLE FOR OUTDOOR AND LONG CIRCUITS IN 3/4" DIA CONDUIT OR 1" DIA CONDUIT DEPENDING ON CIRCUIT RUN AND NO. OF CABLES.
- 4-FOR CONVENTIONAL CCTV SYSTEM USE RG-06U CABLE ALONG WITH SEPARATE CABLE FOR ELECTRICAL POWER.
- 5-FOR IP BASED CCTV SYSTEM USE CAT-6 UTP CABLE TO WIRE INDOOR CAMERAS AND CAT-6 SFTP/SFTP TO WIRE OUTDOOR CAMERAS, THE POWER SHALL RUN USING SAME CAT CABLE IN POE SYSTEM WHILE THE CABLE FOR ELECTRICAL POWER SHOULD BE SEPARATE IN NON POE SYSTEM.
- 6-3/4" DIA CONDUIT OR 1" DIA CONDUIT SHALL BE USED DEPENDING ON CIRCUIT RUN AND NO. OF CABLES.

Project Title:- FACULTY RESIDENTIAL BLOCK	REVISION			Designed By:- Bayar Khizar	Drawing Title:- GENERAL NOTES
	S.NO	DATE	DESCRIPTION		
Client:- G.I.K INSTITUTE, TOPI				Drawn By:- Ehsan	Date:-09-12-2025
				Scale:- As Shown	Drg.No : E-15


BAYAR ASSOCIATES
Architects, Engineers And Planners
OFF.NO 85 2ND FLOOR, MOBEE PLAZA
HAIDER ROAD , RAWALPINDI .
PH: 051-5110725, 051-5876126
MOBILE: 0301-5555375
E-MAIL: bayarassociates@yahoo.com

ABBREVIATIONS:-

L	Lights
C1	Circuit Nos
F	Electric Fan
AC	Air conditioner
WM	Wall Mounted
TP	Three Phase
SP	Single Phase
DB	Distributions
KW	Kilowatts

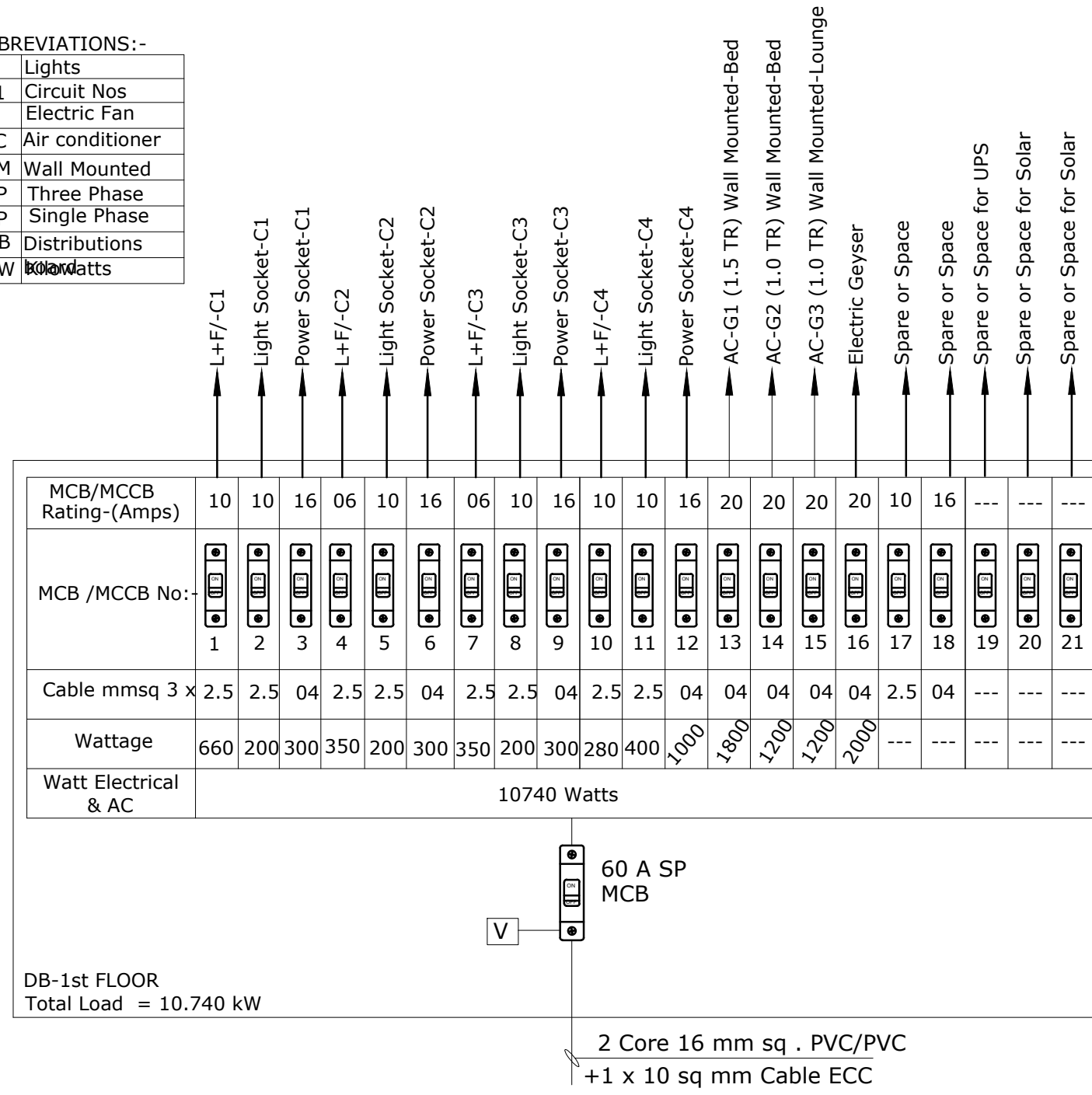


FOR GROUND FLOOR


Project Title:- FACULTY RESIDENTIAL BLOCK	REVISION			Designed By:- Bayar Khizar	Drawing Title:- DB DETAILS
	S.NO	DATE	DESCRIPTION		
Client:- G.I.K INSTITUTE, TOPI				Drawn By:- Ehsan	Date:-09-12-2025
				Scale:- As Shown	 BAYAR ASSOCIATES Architects, Engineers And Planners OFF.NO 85 2ND FLOOR, MOBEE PLAZA HAIDER ROAD , RAWALPINDI . PH: 051-5110725, 051-5876126 MOBILE: 0301-5555375 E-MAIL: bayarassociates@yahoo.com

ABBREVIATIONS:-

L	Lights
C1	Circuit Nos
F	Electric Fan
AC	Air conditioner
WM	Wall Mounted
TP	Three Phase
SP	Single Phase
DB	Distributions
KW	Kilowatts

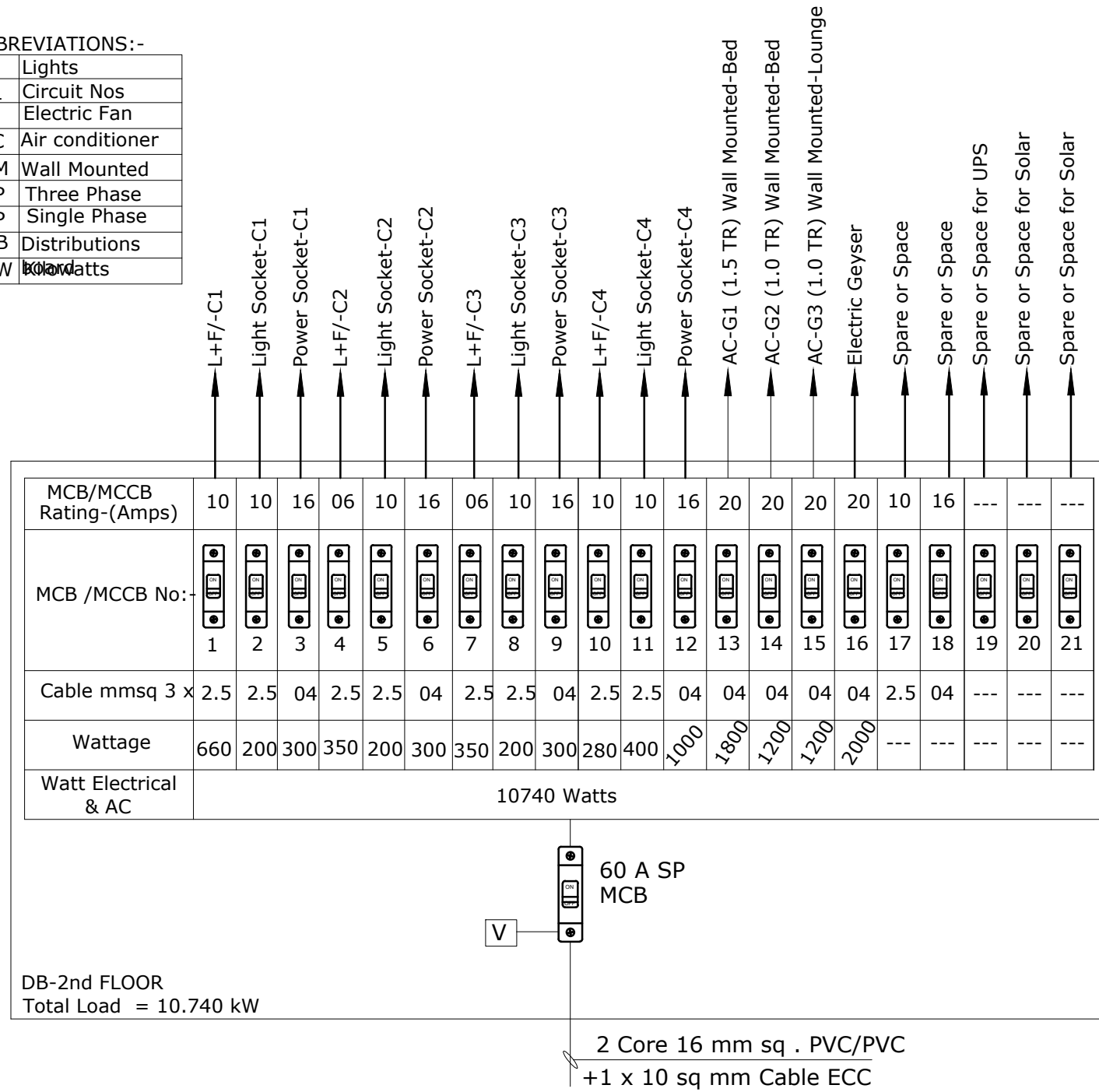


FOR FIRST FLOOR


Project Title:- FACULTY RESIDENTIAL BLOCK	REVISION			Designed By:- Bayar Khizar	Drawing Title:- DB DETAILS
	S.NO	DATE	DESCRIPTION		
Client:- G.I.K INSTITUTE, TOPI				Drawn By:- Ehsan	Date:-09-12-2025
				Scale:- As Shown	 BAYAR ASSOCIATES Architects, Engineers And Planners OFF.NO 85 2ND FLOOR, MOBEE PLAZA HAIDER ROAD , RAWALPINDI . PH: 051-5110725, 051-5876126 MOBILE: 0301-5555375 E-MAIL: bayarassociates@yahoo.com

ABBREVIATIONS:-

L	Lights
C1	Circuit Nos
F	Electric Fan
AC	Air conditioner
WM	Wall Mounted
TP	Three Phase
SP	Single Phase
DB	Distributions
KW	Kilowatts

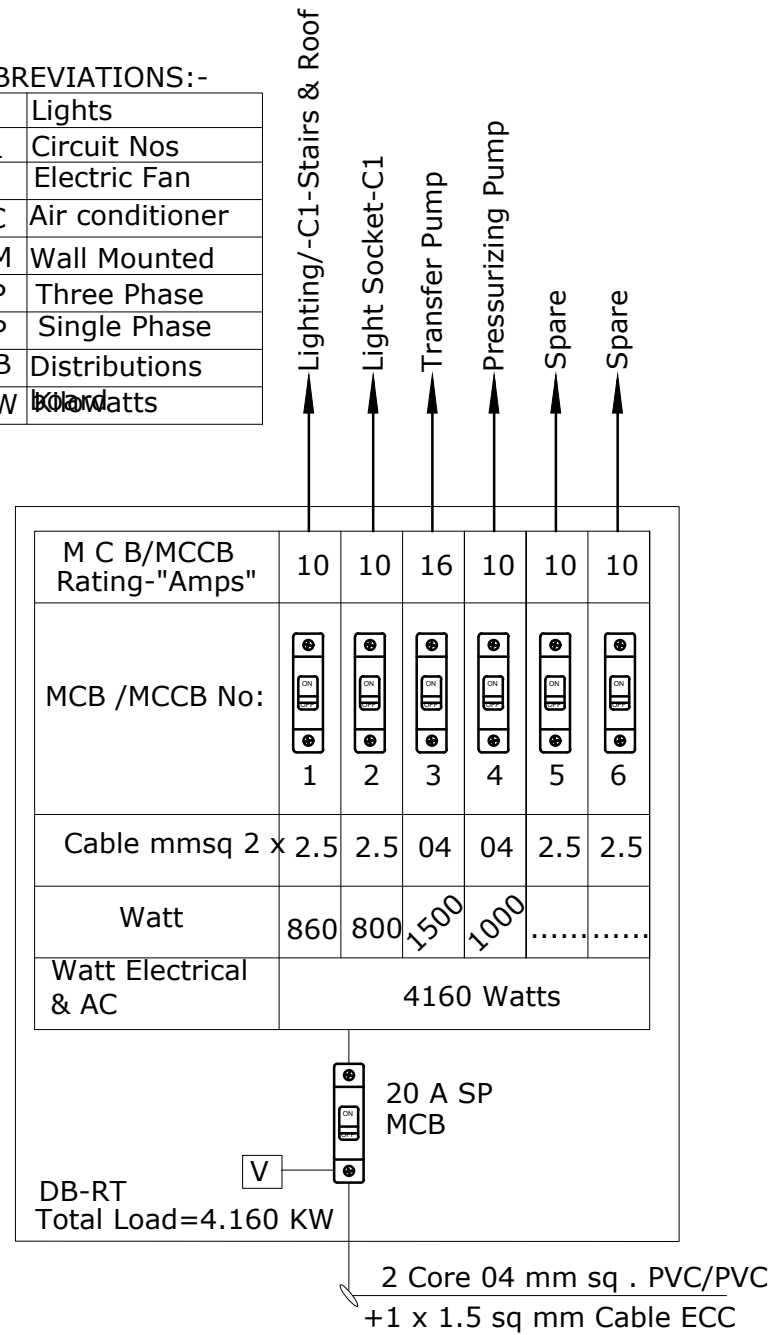


FOR SECOND FLOOR

Project Title:- FACULTY RESIDENTIAL BLOCK	REVISION			Designed By:- Bayar Khizar	Drawing Title:- DB DETAILS
	S.NO	DATE	DESCRIPTION		
Client:- G.I.K INSTITUTE, TOPI				Drawn By:- Ehsan	Date:-09-12-2025
				Scale:- As Shown	 BAYAR ASSOCIATES Architects, Engineers And Planners OFF.NO 85 2ND FLOOR, MOBEE PLAZA HAIDER ROAD , RAWALPINDI . PH: 051-5110725, 051-5876126 MOBILE: 0301-5555375 E-MAIL: bayarassociates@yahoo.com

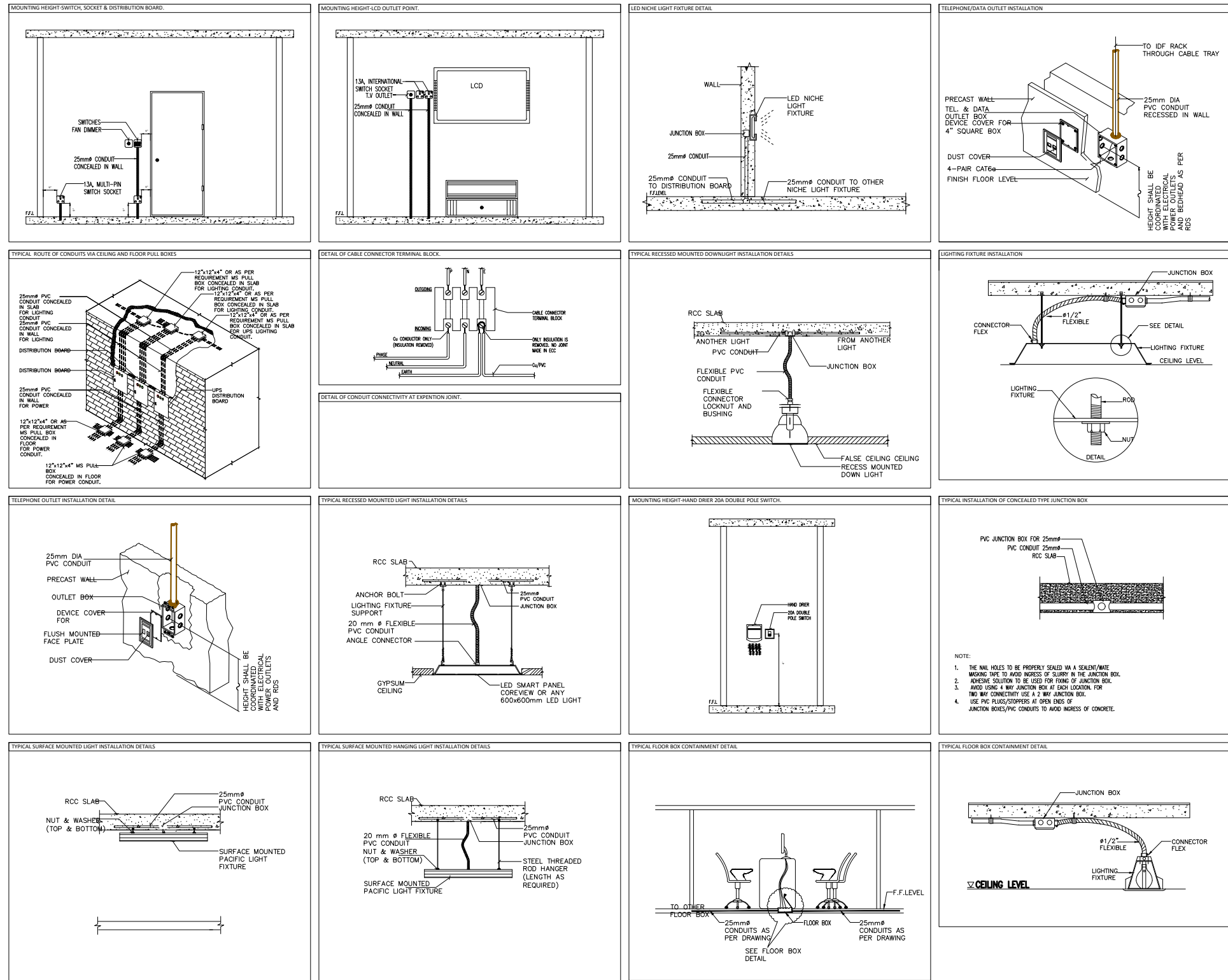
ABBREVIATIONS:-

L	Lights
C1	Circuit Nos
F	Electric Fan
AC	Air conditioner
WM	Wall Mounted
TP	Three Phase
SP	Single Phase
DB	Distributions
KW	Kilowatts



FOR MUMTY FLOOR

Project Title:- FACULTY RESIDENTIAL BLOCK	REVISION			Designed By:- Bayar Khizar	Drawing Title:- DB DETAILS	
	S.NO	DATE	DESCRIPTION			
Client:- G.I.K INSTITUTE, TOPI				Drawn By:- Ehsan	Date:-09-12-2025	<p>BAYAR ASSOCIATES Architects, Engineers And Planners OFF.NO 85 2ND FLOOR, MOBEE PLAZA HAIDER ROAD , RAWALPINDI . PH: 051-5110725, 051-5876126 MOBILE: 0301-5555375 E-MAIL: bayarassociates@yahoo.com</p>
				Scale:- As Shown	Drg.No : E-19	



Project Title:-
FACULTY RESIDENTIAL BLOCK

Client:-
G.I.K INSTITUTE, TOPI

REVISION		
S.NO	DATE	DESCRIPTION

Designed By:-
Bayar Khizar

Drawn By:-
Ehsan

Scale:-
As Shown

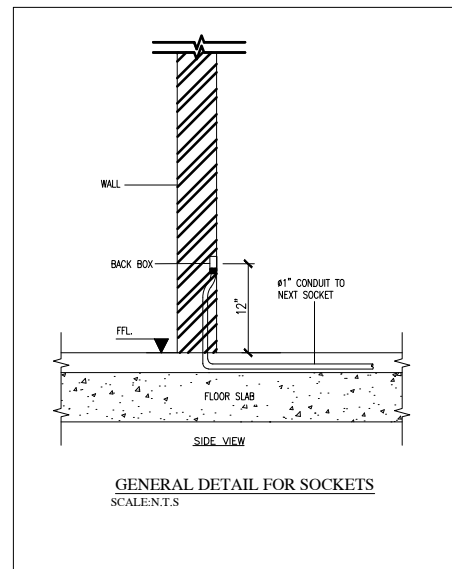
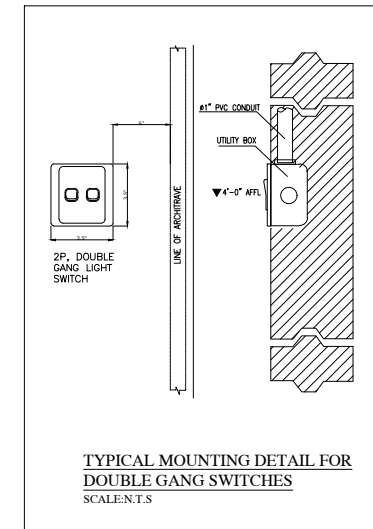
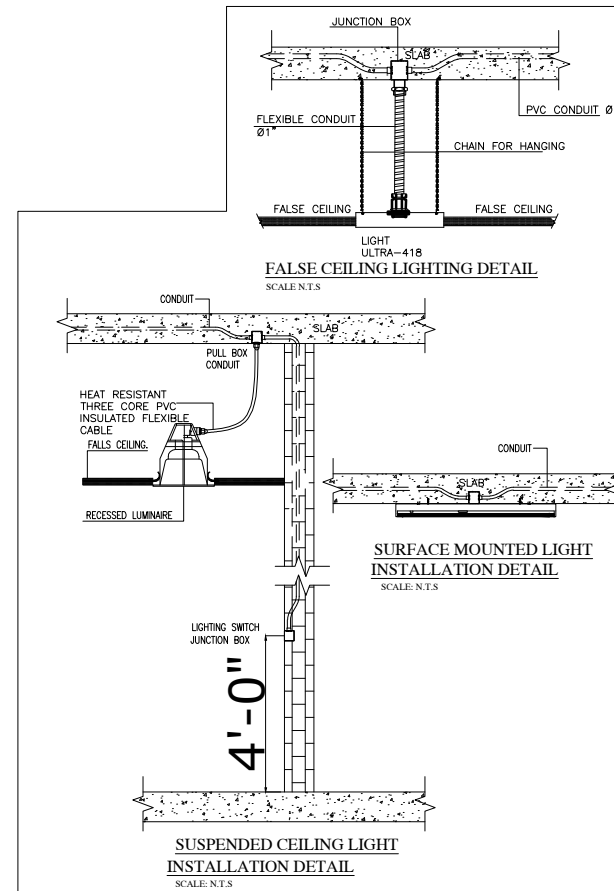
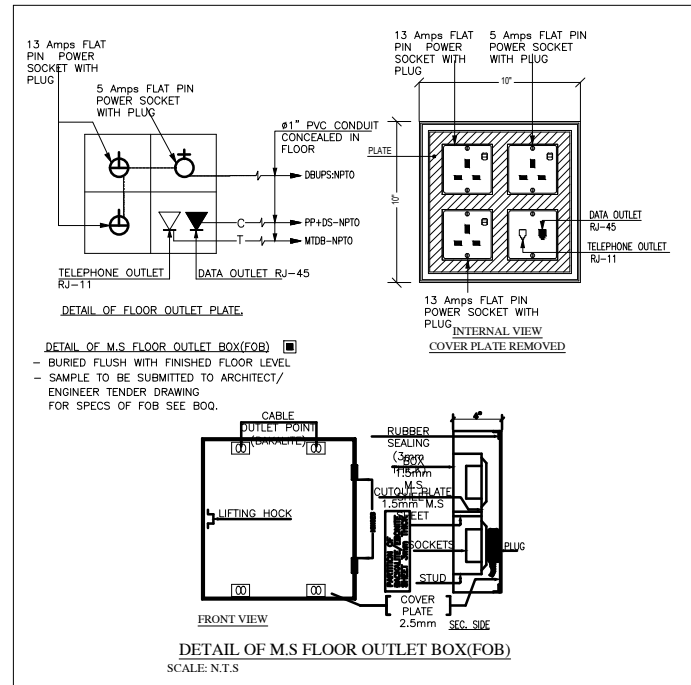
Drawing Title:-
TYPICAL DETAILS

Date:-09-12-2025

Drg.No : **E-20**

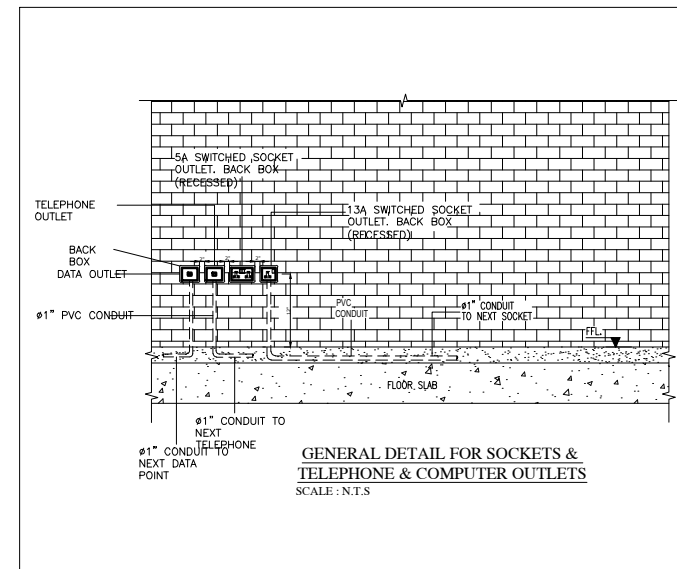


BAYAR ASSOCIATES
 Architects, Engineers And Planners
 OFF.NO 85 2ND FLOOR, MOBEE PLAZA
 HAIDER ROAD , RAWALPINDI .
 PH: 051-5110725, 051-5876126
 MOBILE: 0301-5555375
 E-MAIL: bayarassociates@yahoo.com

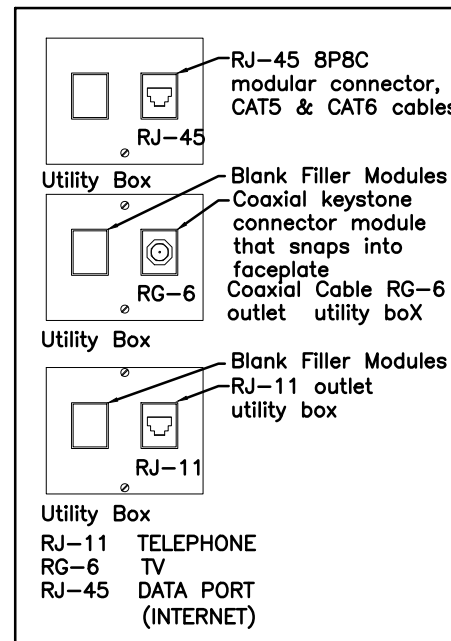
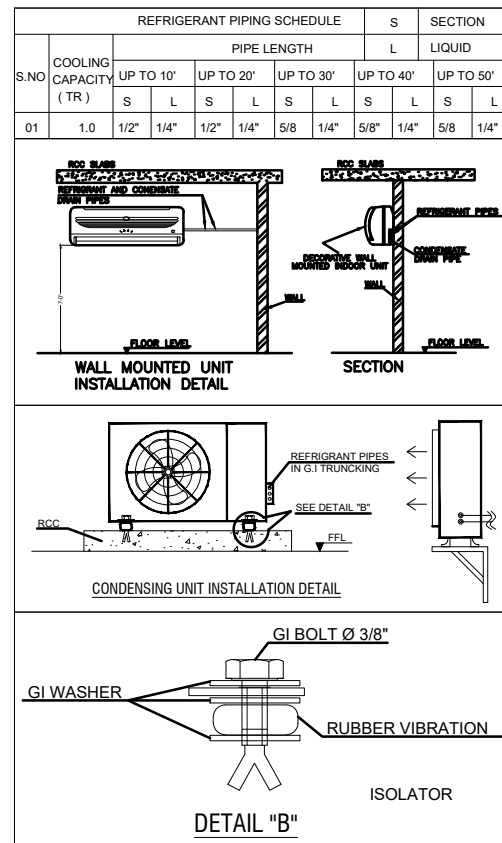
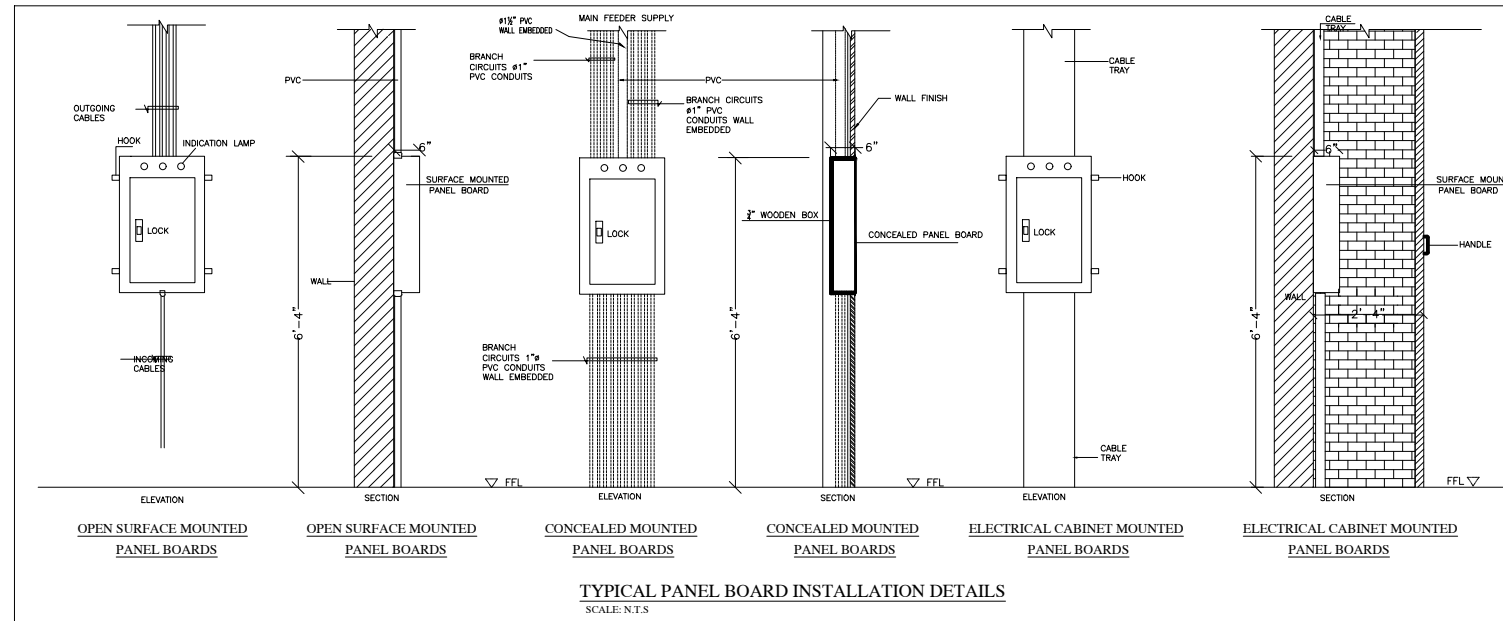


DESCRIPTION	SYMBOLS	MOUNTING HEIGHT
GANG TYPE SWITCH 5 AMPS WITH 2PIN 5A SOCKET, "S1-4" INDICATES NUMBER OF SWITCHES ON GANG PLATE. ⊙ ONE WAY ⊕ TWO WAY ⊕ S.BOARD WITH FAN DIMMER	⊙ - S1-4 ⊕ - ⊕ ⊕ ⊕	4'-0" F.F.L
RECESS MOUNTED. DUPLEX(20GANG) RECEPTACLE (16A SWITCH SOCKET) WITH BACK BOX	⊕	12" F.F.L
RECESS MOUNTED. SIMPLEX(10GANG) RECEPTACLE (16A SWITCH SOCKET) WITH BACK BOX	⊕	12" F.F.L

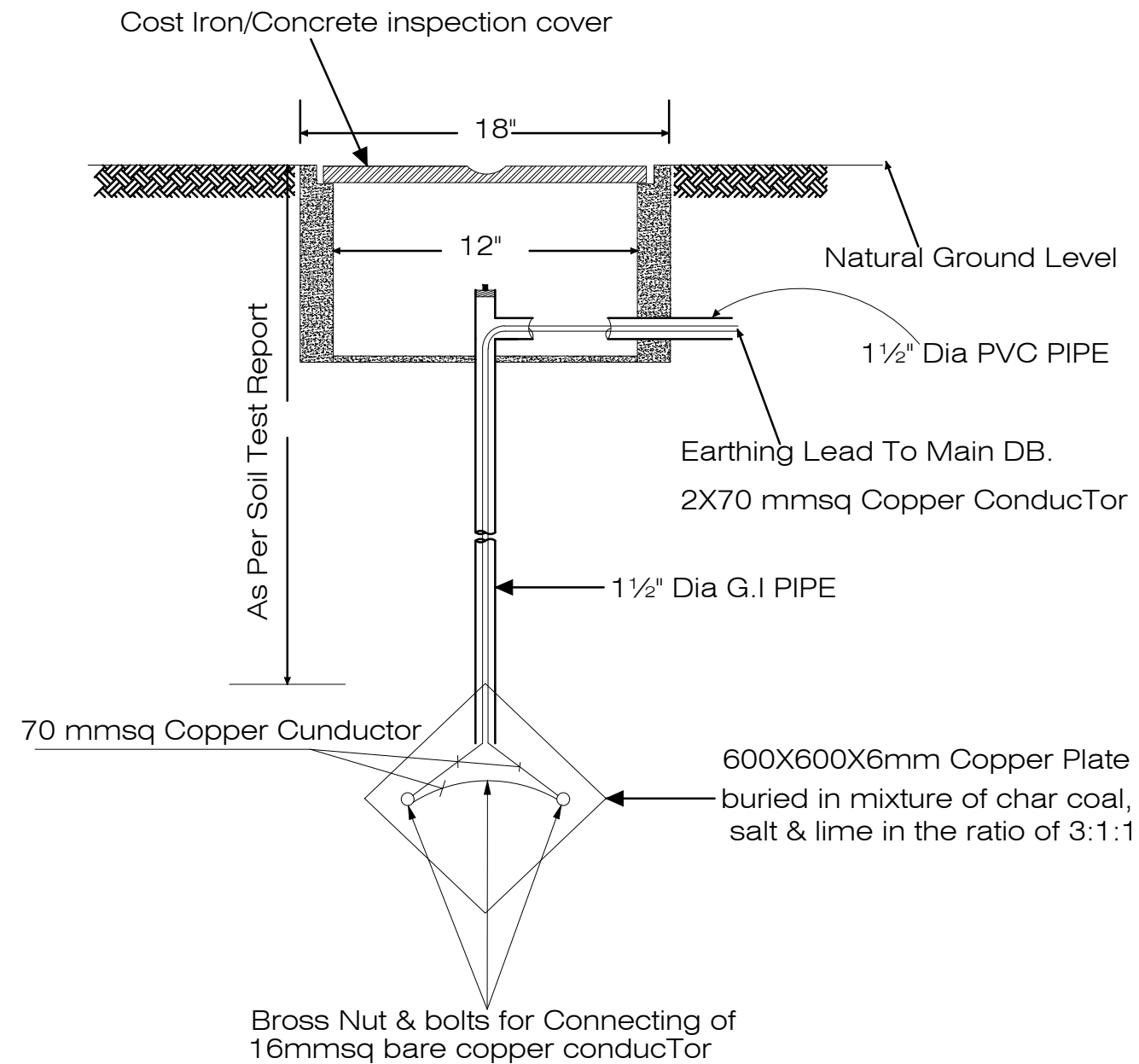
1 GANG SWITCH PLATE	4 GANG SWITCH PLATE	ROUND PIN COMBINED SWITCH SOCKET 5 AMPS	3 FLAT PIN COMBINED SWITCH SOCKET 16 AMPS
2 GANG SWITCH PLATE	2 GANG SWITCH PLATE WITH FAN DIMMERS		
3 GANG SWITCH PLATE	6 GANG SWITCH PLATE		2-GANG 3 FLAT PIN COMBINED SWITCH SOCKET 16 AMPS




Project Title:- FACULTY RESIDENTIAL BLOCK	REVISION			Designed By:- Bayar Khizar	Drawing Title:- TYPICAL DETAILS
	S.NO	DATE	DESCRIPTION		
Client:- G.I.K INSTITUTE, TOPI				Drawn By:- Ehsan	Date:-09-12-2025
				Scale:- As Shown	Drg.No : E-21



Project Title:- <h3 style="text-align: center;">FACULTY RESIDENTIAL BLOCK</h3>	REVISION			Designed By:- <h3 style="text-align: center;">Bayar Khizar</h3>	Drawing Title:- <h2 style="text-align: center;">TYPICAL DETAILS</h2>	
		S.NO	DATE			
Client:- <h3 style="text-align: center;">G.I.K INSTITUTE, TOPI</h3>					Scale:- <h3 style="text-align: center;">As Shown</h3>	Date:-09-12-2025 Drg.No : E-22
	BAYAR ASSOCIATES Architects, Engineers And Planners OFF.NO 85 2ND FLOOR, MOBEE PLAZA HAIDER ROAD , RAWALPINDI . PH: 051-5110725, 051-5876126 MOBILE: 0301-5555375 E-MAIL: bayarassociates@yahoo.com					



Project Title:- FACULTY RESIDENTIAL BLOCK	REVISION			Designed By:- Bayar Khizar	Drawing Title:- TYPICAL DETAILS	
	S.NO	DATE	DESCRIPTION			
Client:- G.I.K INSTITUTE, TOPI				Drawn By:- Ehsan	Date:-09-12-2025	 BAYAR ASSOCIATES Architects, Engineers And Planners OFF.NO 85 2ND FLOOR, MOBEE PLAZA HAIDER ROAD , RAWALPINDI . PH: 051-5110725, 051-5876126 MOBILE: 0301-5555375 E-MAIL: bayarassociates@yahoo.com
				Scale:- As Shown	Drg.No : E-23	

**TENDER DRAWINGS
BLOCK-A
FACULTY RESIDENTIAL BLOCK
G.I.K INSTITUTE, TOPI**



PLUMBING DRAWINGS



BAYAR ASSOCIATES

Architects, Engineers And Planners















OFF.NO 85 2ND FLOOR, MOBEE PLAZA

HAIDER ROAD , RAWALPINDI .


PH: 051-5110725, 051-5876126

MOBILE: 0301-5555375

E-MAIL: bayarassociates@yahoo.com

LEGEND		
	SP	SOIL WATER PIPE
	WP	WASTE WATER PIPE
	VP	VENT PIPE
	RP	RAIN WATER PIPE
	HW	HOT WATER SUPPLY
	CW	COLD WATER SUPPLY
	CW	NATURAL GAS PIPE
	CW	GAS COCK
	FD	FLOOR DRAIN
	COP	CLEAN OUT PLUG
	COP	CLEAN OUT PLUG (FLOOR LEVEL)
	SMH	SOIL WATER MANHOLE
	WMH	WASTE WATER MANHOLE
	CB	CATCH BASIN RAIN WATER
ABBREVIATION	F/A	FROM ABOVE
	T/A	TO ABOVE
	F/B	FROM BELOW
	T/B	TO BELOW

GENERAL NOTES
<p>1. HOT & COLD WATER CONNECTIONS TO EACH SANITARY APPLIANCE SHALL INCLUDE CHROME PLATED ANGLE VALVE FOR ISOLATION AND THE ISOLATING VALVE FOR BATH TUB & SHOWER SHALL BE LOCATED ABOVE THE FALSE CEILING.</p> <p>2. FINAL CONNECTION TO ALL APPLIANCE SHALL BE THROUGH PPR PIPE AS INDICATED ON THE DRAWINGS.</p> <p>3. THE PIPES DIAMETER INDICATED ON THE DRAWING ARE FOR PPR PIPES.</p> <p>4. EXACT LOCATION OF WATER PIPE WORK SHALL BE DETERMINED ON SITE.</p> <p>5. MANHOLE COVERS AND FARMS ARE TO BE MEDIUM DUTY IN PEDESTRIAN AREAS.</p> <p>6. ALL SANITARY APPLIANCES SHALL BE PROVIDED WITH TRAP.</p> <p>7. CONTRACTOR SHALL COORDINATE ALL WORKS WITH ELECTRICAL, STRUCTURE AND ARCHITECTURAL.</p> <p>8. MECHANICAL SERVICES SHALL NOT CUT IN ANY STRUCTURE BEAMS, RIBS OR ANY OTHER STRICTURE ELEMENTS UNLESS A PRIOR WRITTEN APPROVAL AS BEEN TAKEN FROM ENGINEER.</p> <p>9. ALL EQUIPMENT SHALL BE INSTALLED STRICTLY AS PER MANUFACTURER'S RECOMMENDATION.</p> <p>10. ALL UNDER GROUND SEWAGE PIPES SHALL HAVE A MINIMUM SLOPE OF 1%.</p>

Project Title:- FACULTY RESIDENTIAL BLOCK	REVISION			Designed By:- Bayar Khizar	Drawing Title:- LEGENDS
	S.NO	DATE	DESCRIPTION		
Client:- G.I.K INSTITUTE, TOPI				Drawn By:- Ehsan	Date:-09-12-2025
				Scale:- As Shown	 BAYAR ASSOCIATES Architects, Engineers And Planners Plot No. 85 2ND FLOOR, MOBEE PLAZA HAIDER ROAD , RAWALPINDI . PH: 051-5110725, 051-5876126 MOBILE: 0301-5555375 E-MAIL: bayarassociates@yahoo.com

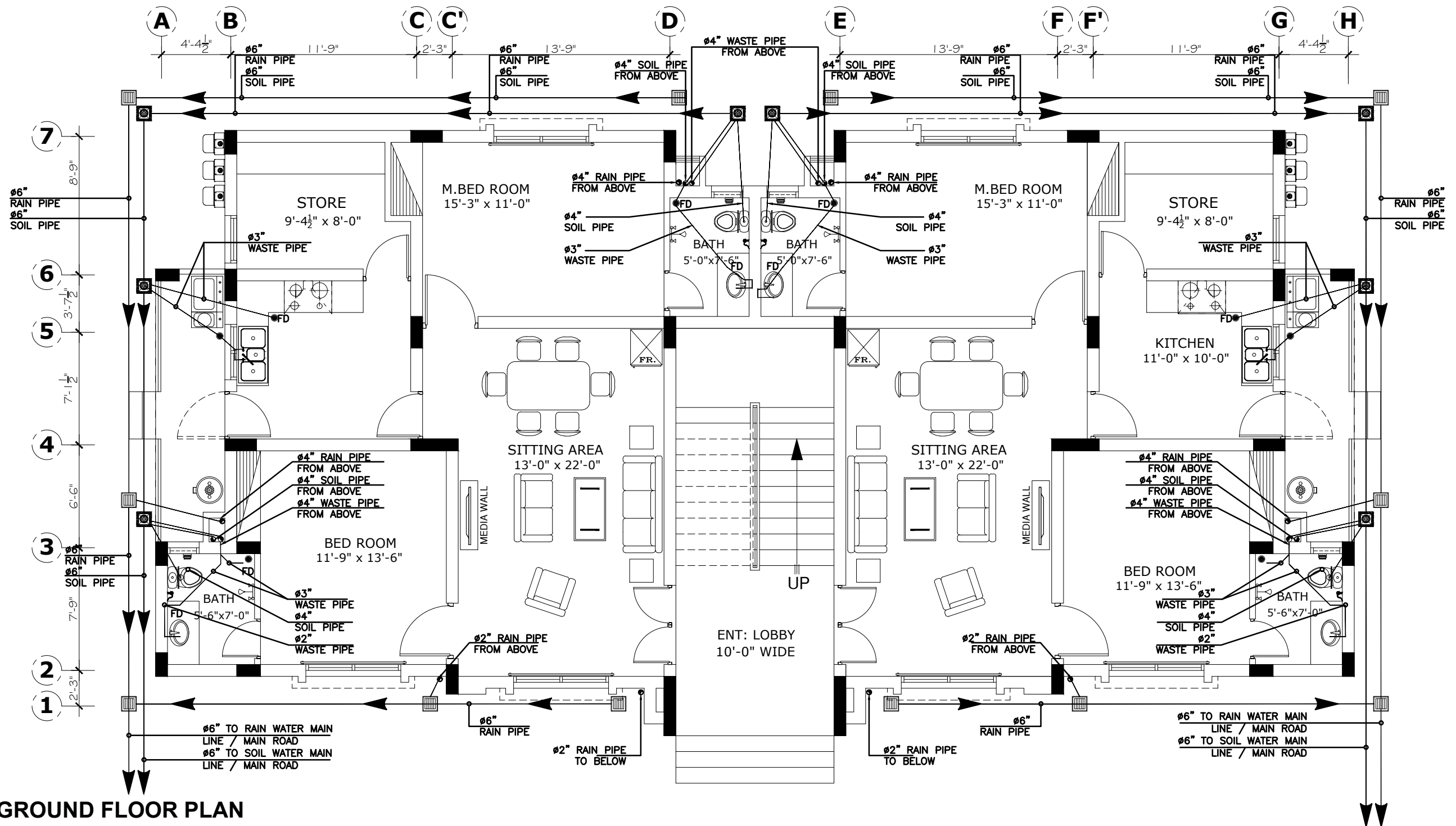
PIPING MATERIALS LIST OF APPROVED MANUFACTURERS/SUPPLIERS	
WATER PIPING: PPR PN-20 COLD/HOT WATER PIPES AS PER DIN 8078 WITH MOLDED FITTINGS PN-25 AS PER DIN 16962, GI PIPES BS 1387	DADEX
	FIRAT
	COSMOPLAST
	JAMAL PIPES
	MASTER PAKISTAN
ABOVE GROUND DRAINAGE PIPING: AS PER DIN 8061/8062 OR ISO 3633 TYPE-B UPVC PIPES AND FITTINGS AS PER BS EN 1329 FOR ABOVE GROUND PIPING	VESBO,TURKEY
	COSMOPLAST
	PALING MALAYSIA
	TETRAPLAST
	MASTER PAKISTAN
BURIED DRAINAGE PIPING: UPVC PIPE WITH SOLVENT WELD FITTING AS PER BS 4660 (BS EN 1401) FOR BURIED PIPING	VESBO,TURKEY
	COSMOPLAST
	PALING MALAYSIA
	TETRAPLAST
	MASTER PAKISTAN
CONDENSATE DRAINAGE PIPING: UPVC CLASS 'E' PIPE WITH SOLVENT WELD FITTING AS PER (BS 3505)	VESBO,TURKEY
	COSMOPLAST
	PALING MALAYSIA
	TETRAPLAST
	MASTER PAKISTAN
ALL EQUIPMENTS SHALL BE INSTALLED STRICTLY AS PER MANUFACTURER'S RECOMMENDATION. FLOOR TRAPS, ROOF DRAINS GULLY TRAPS, ANGLE DRAIN, GREASE TRAP, COP-CLEAN OUT PLUG)	

APPROVED MANUFACTURERS/SUPPLIERS		
GEYSERS (GAS/ELECTRIC)	PUMA	APPROVED BY AN ARCHITECT
	SINGER	
	SUPER ASIA	
	CANON	
	ARISTON, ITALY	
VALVES (GATE VALVES, FLEXIBLE CONNECTORS)	ECONOSTO	APPROVED BY AN ARCHITECT BRASS/BRONZE, PN-16
	KITZ VALVES	
	HATTERSLEY	
	ITAP ITALY	
	COSMOPLAST	
CENTRIFUGAL/ PRESSURIZING/ RECIRCULATING PUMPS)	ALARKO CARRIER	APPROVED BY AN ARCHITECT
	DAB PUMPS	
	GRUNDFOS PUMPS	
	KSB	
	LOCAL	
SUBMERSIBLE PUMPS	WILO GERMANY	APPROVED BY AN ARCHITECT
	DAB PUMPS	
	GRUNDFOS PUMPS	
	KSB	
	LOCAL	
ALL EQUIPMENTS SHALL BE INSTALLED STRICTLY AS PER MANUFACTURER'S RECOMMENDATION.		

Project Title:- FACULTY RESIDENTIAL BLOCK	REVISION			Designed By:- Bayar Khizar	Drawing Title:- NOTES
	S.NO	DATE	DESCRIPTION		
Client:- G.I.K INSTITUTE, TOPI				Drawn By:- Ehsan	Date:-09-12-2025 Drg.No : P-02
				Scale:- As Shown	



BAYAR ASSOCIATES
Architects, Engineers And
Planners
Plot No. 85 2ND FLOOR, MOBEE
PLAZA HAIDER ROAD , RAWALPINDI .
PH: 051-5110725, 051-5876126
MOBILE: 0301-5555375
E-MAIL: bayarassociates@yahoo.com



GROUND FLOOR PLAN

Project Title:-
FACULTY RESIDENTIAL BLOCK

Client:-
G.I.K INSTITUTE, TOPI

REVISION		
S.NO	DATE	DESCRIPTION

Designed By:-
Bayar Khizar

Drawn By:-
Ehsan

Scale:-
As Shown

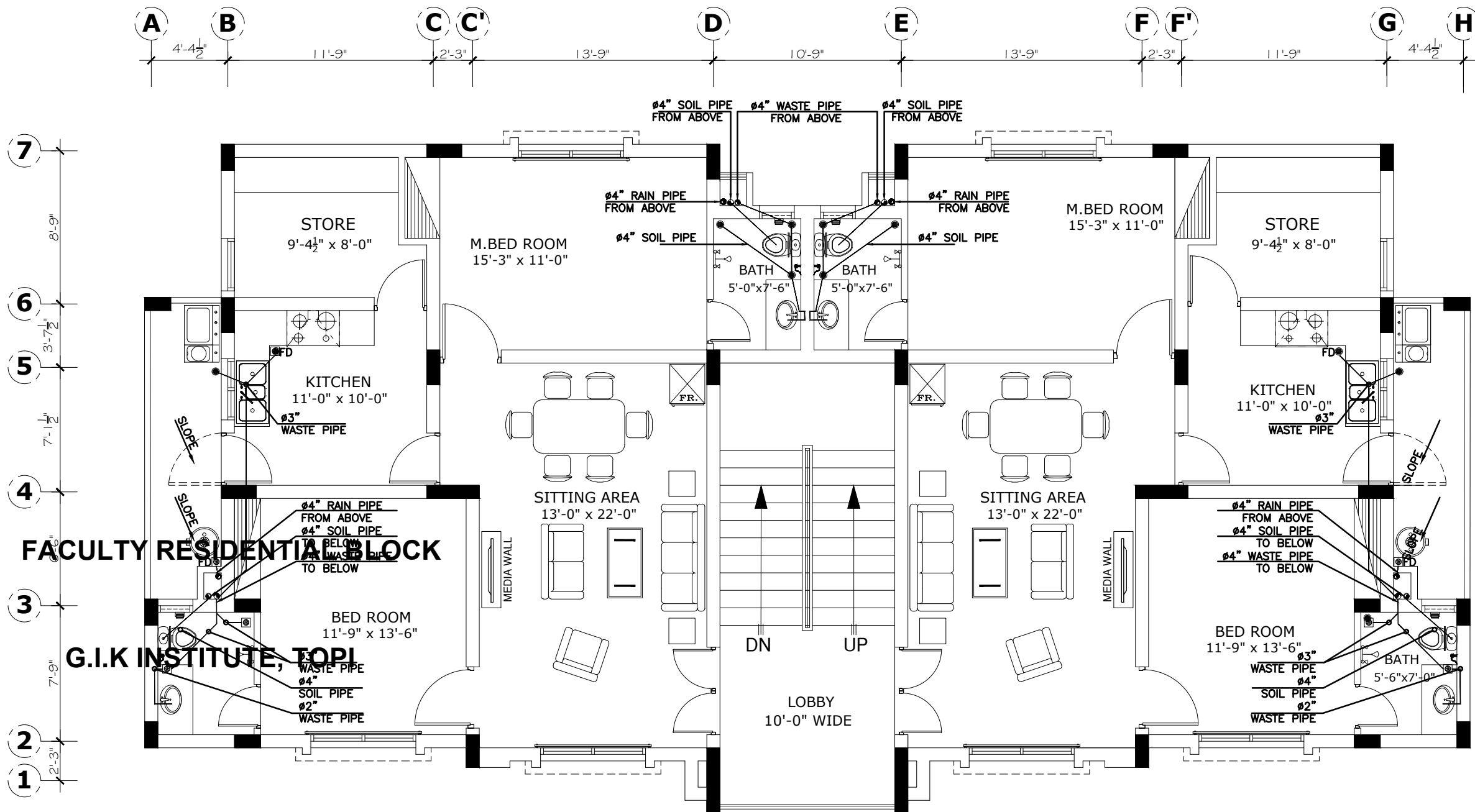
Drawing Title:-
DISCHARGE LAYOUT PLAN

Date:-09-12-2025


Drg.No : **P-03**

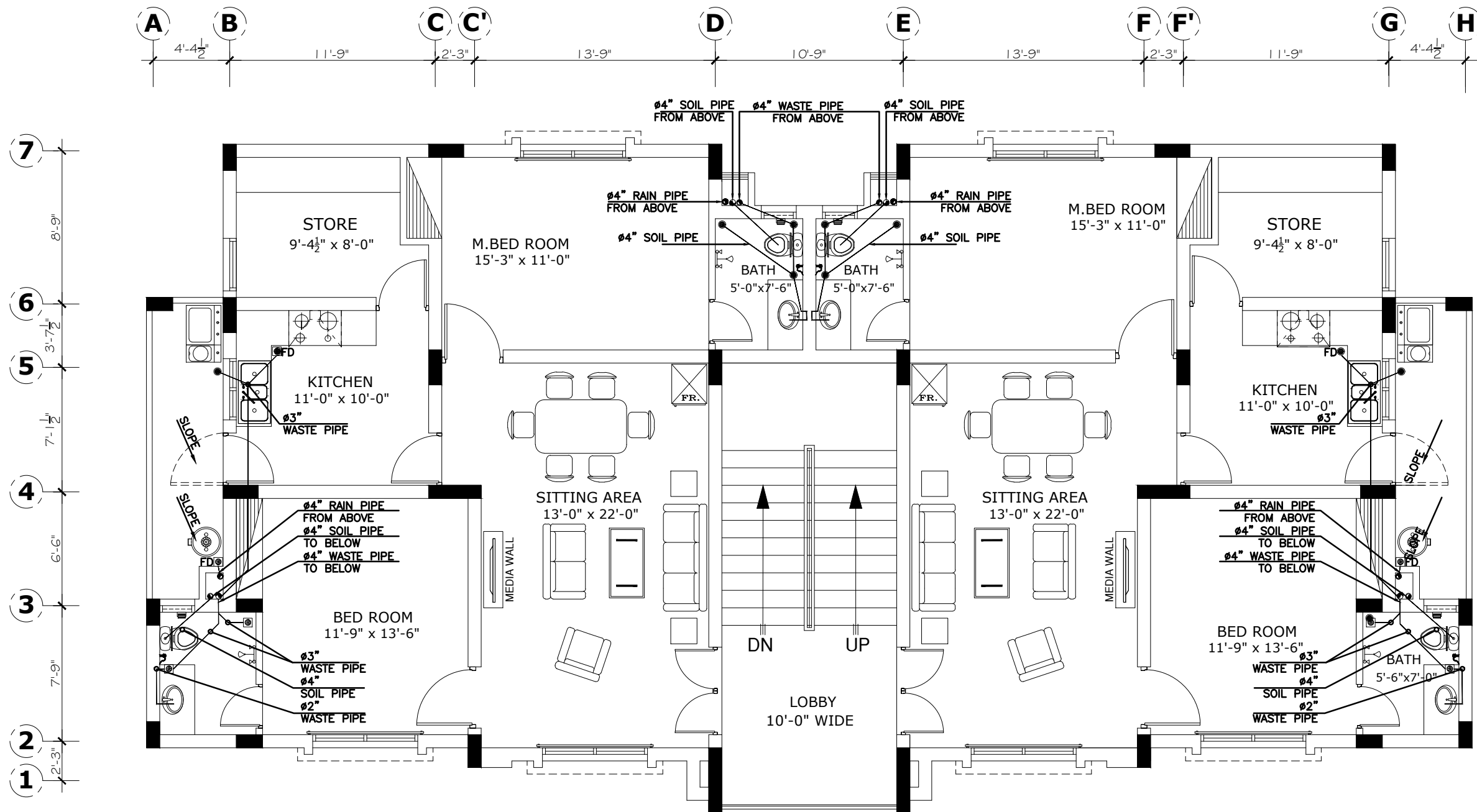


BAYAR ASSOCIATES
Architects, Engineers And
Planners
Plot No. 85 2ND FLOOR, MOBEE
PLAZA HAIDER ROAD , RAWALPINDI .
PH: 051-5110725, 051-5876126
MOBILE: 0301-5555375
E-MAIL: bayarassociates@yahoo.com



FIRST FLOOR PLAN

Project Title:- FACULTY RESIDENTIAL BLOCK	REVISION			Designed By:- Bayar Khizar	Drawing Title:- DISCHARGE LAYOUT PLAN
	S.NO	DATE	DESCRIPTION		
Client:- G.I.K INSTITUTE, TOPI				Drawn By:- Ehsan	Date:-09-12-2025
				Scale:- As Shown	 BAYAR ASSOCIATES Architects, Engineers And Planners Plot No. 85 2ND FLOOR, MOBEE PLAZA HAIDER ROAD , RAWALPINDI . PH: 051-5110725, 051-5876126 MOBILE: 0301-5555375 E-MAIL: bayarassociates@yahoo.com
				Drg.No : P-04	

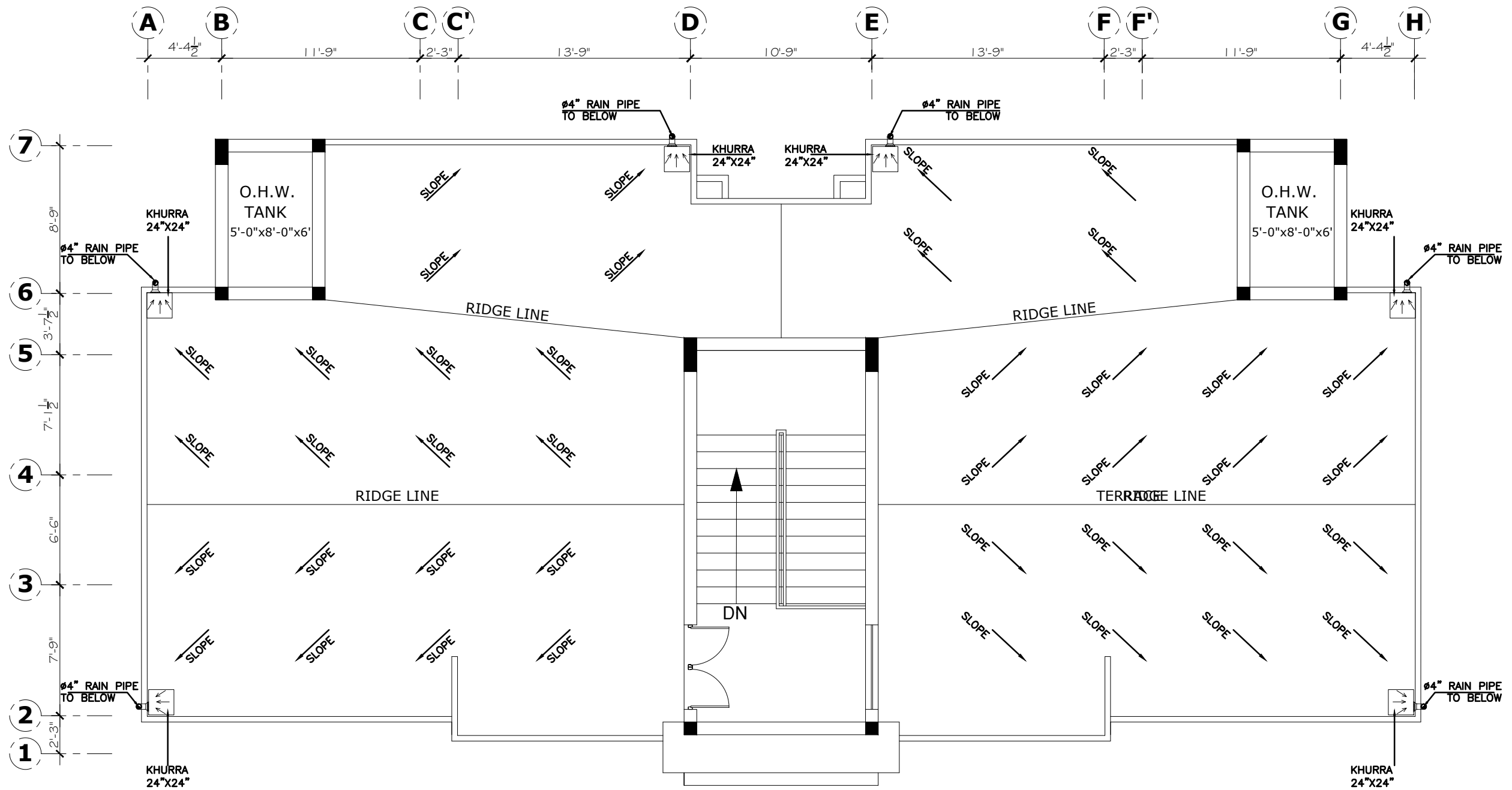


SECOND FLOOR PLAN

Project Title:- FACULTY RESIDENTIAL BLOCK	REVISION			Designed By:- Bayar Khizar	Drawing Title:- DISCHARGE LAYOUT PLAN
	S.NO	DATE	DESCRIPTION		
Client:- G.I.K INSTITUTE, TOPI				Drawn By:- Ehsan	Date:-09-12-2025
				Scale:- As Shown	Drg.No : P-05



BAYAR ASSOCIATES
 Architects, Engineers And
 Planners
 Plot No. 85 2ND FLOOR, MOBEE
 PLAZA HAIDER ROAD , RAWALPINDI .
 PH: 051-5110725, 051-5876126
 MOBILE: 0301-5555375
 E-MAIL: bayarassociates@yahoo.com



TOP FLOOR PLAN

Project Title:-
FACULTY RESIDENTIAL BLOCK

Client:-
G.I.K INSTITUTE, TOPI

REVISION		
S.NO	DATE	DESCRIPTION

Designed By:-
Bayar Khizar

Drawn By:-
Ehsan

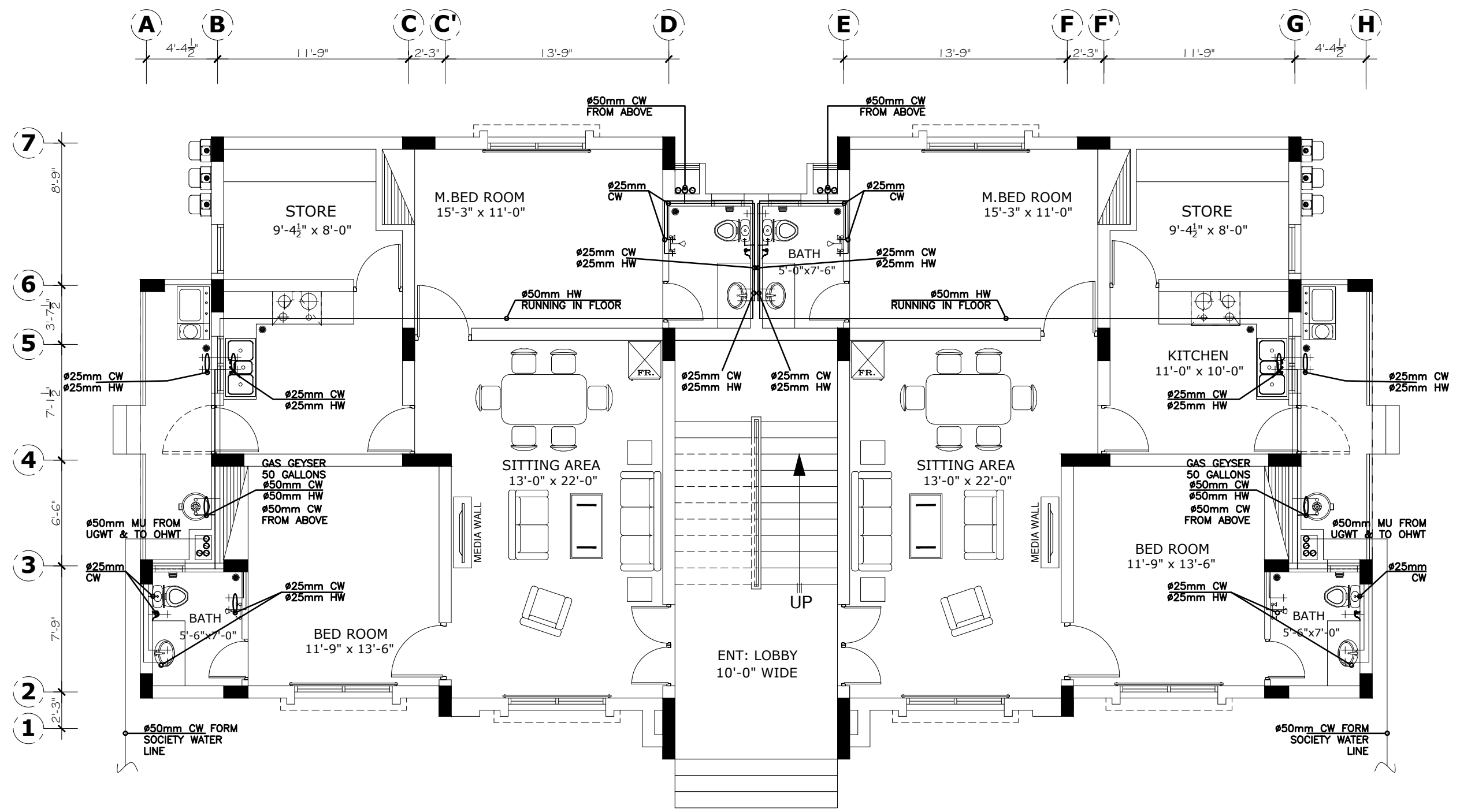
Scale:-
As Shown

Drawing Title:-
DISCHARGE LAYOUT PLAN

Date:-09-12-2025
Drg.No : **P-06**




BAYAR ASSOCIATES
Architects, Engineers And Planners
Plot No. 85 2ND FLOOR, MOBEE PLAZA HAIDER ROAD , RAWALPINDI .
PH: 051-5110725, 051-5876126
MOBILE: 0301-5555375
E-MAIL: bayarassociates@yahoo.com

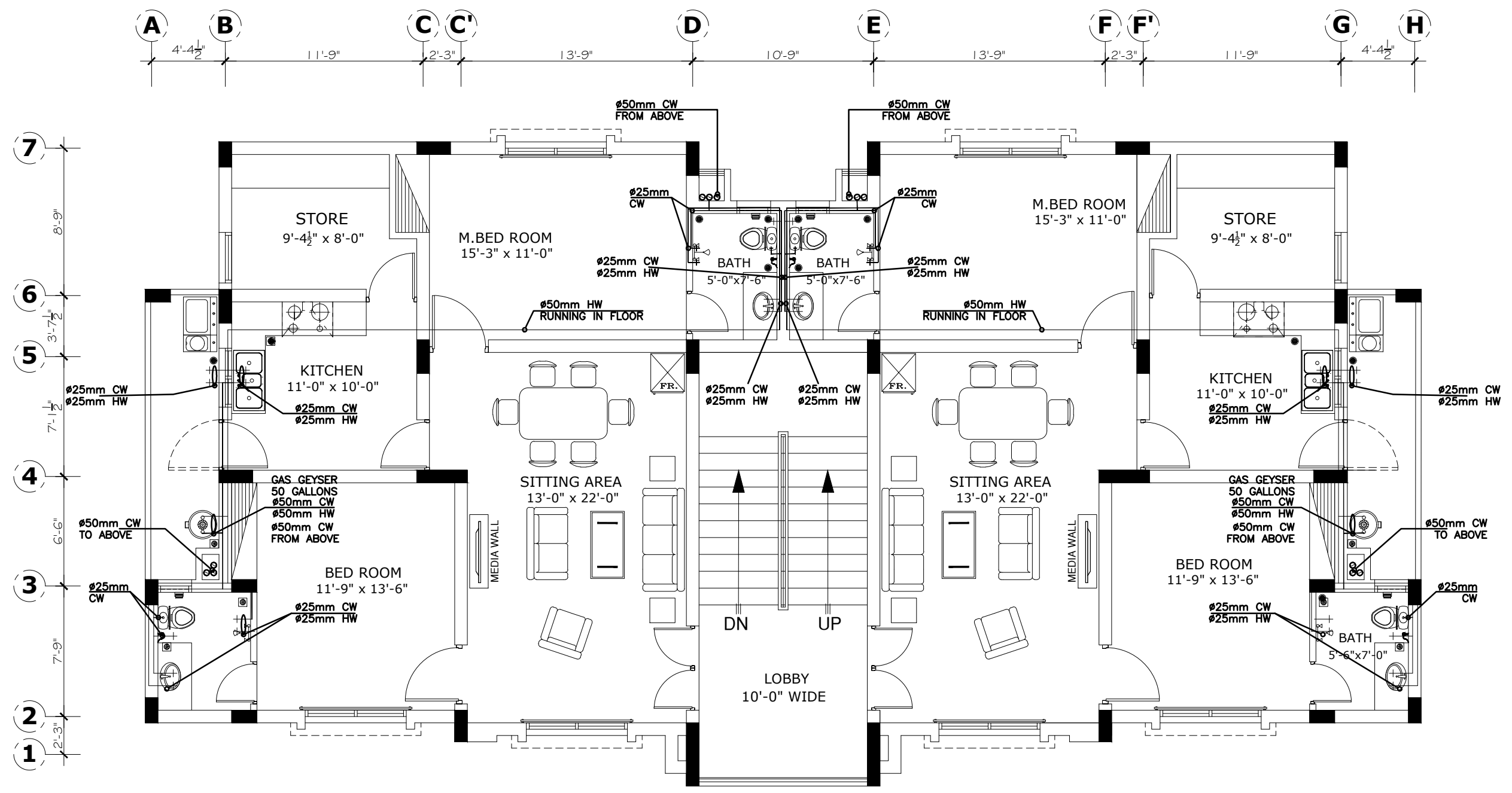


GROUND FLOOR PLAN

Project Title:- FACULTY RESIDENTIAL BLOCK	REVISION			Designed By:- Bayar Khizar	Drawing Title:- WATER SUPPLY LAYOUT PLAN
	S.NO	DATE	DESCRIPTION		
Client:- G.I.K INSTITUTE, TOPI				Drawn By:- Ehsan	Date:-09-12-2025
				Scale:- As Shown	Drg.No : P-07



BAYAR ASSOCIATES
Architects, Engineers And Planners
Plot No. 85 2ND FLOOR, MOBEE
PLAZA HAIDER ROAD , RAWALPINDI .
PH: 051-5110725, 051-5876126
MOBILE: 0301-5555375
E-MAIL: bayarassociates@yahoo.com



FIRST FLOOR PLAN

Project Title:-
FACULTY RESIDENTIAL BLOCK

REVISION		
S.NO	DATE	DESCRIPTION

Designed By:-
Bayar Khizar

Drawn By:-
Ehsan

Scale:-
As Shown

Drawing Title:-
WATER SUPPLY LAYOUT PLAN

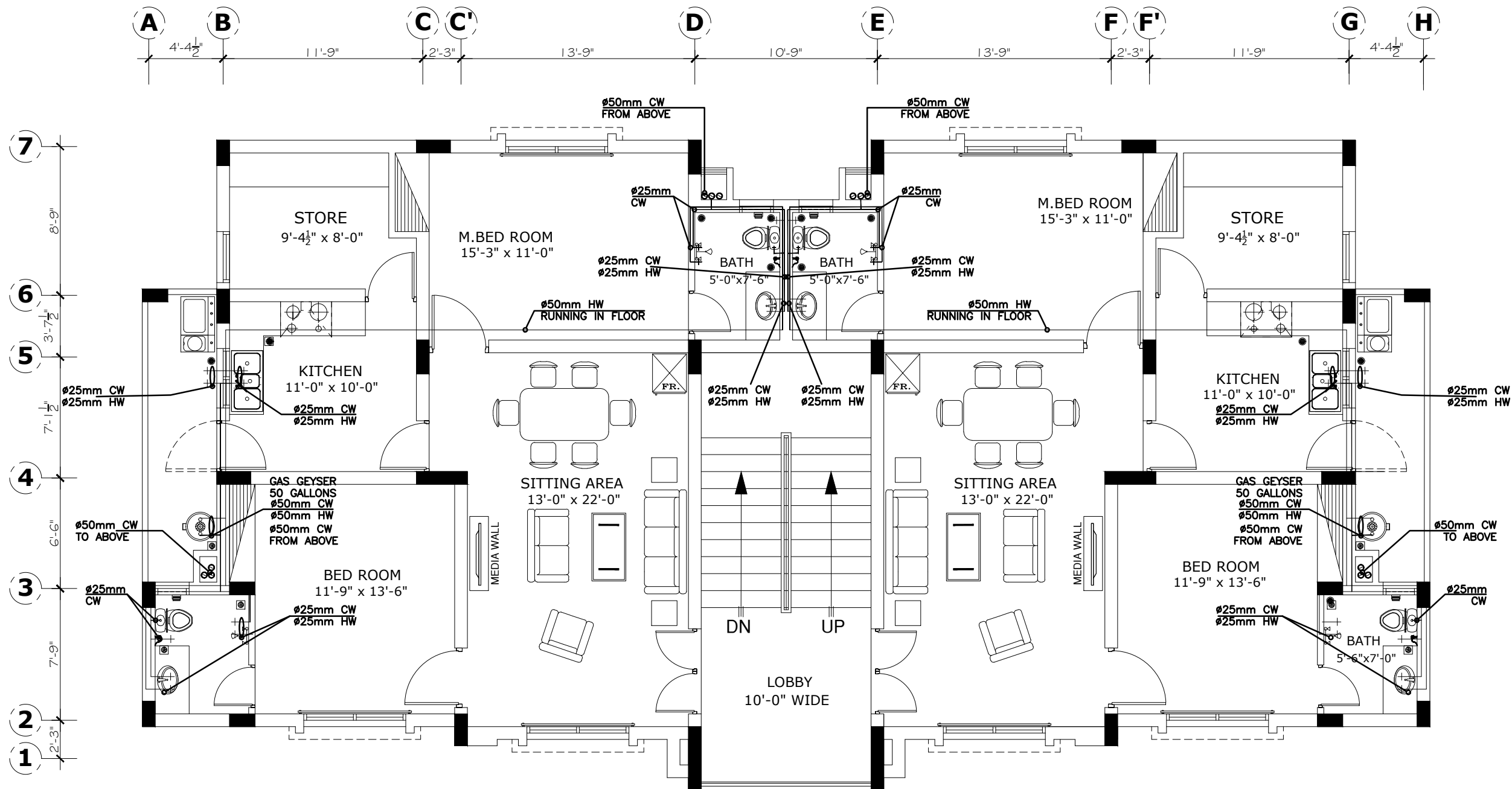
Client:-
G.I.K INSTITUTE, TOPI

Date:-09-12-2025

Drg.No : **P-08**



BAYAR ASSOCIATES
 Architects, Engineers And
 Planners
 Plot No. 85 2ND FLOOR, MOBEE
 PLAZA HAIDER ROAD , RAWALPINDI .
 PH: 051-5110725, 051-5876126
 MOBILE: 0301-5555375
 E-MAIL: bayarassociates@yahoo.com



SECOND FLOOR PLAN

Project Title:-
FACULTY RESIDENTIAL BLOCK

Client:-
G.I.K INSTITUTE, TOPI

REVISION		
S.NO	DATE	DESCRIPTION

Designed By:-
Bayar Khizar

Drawn By:-
Ehsan

Scale:-
As Shown

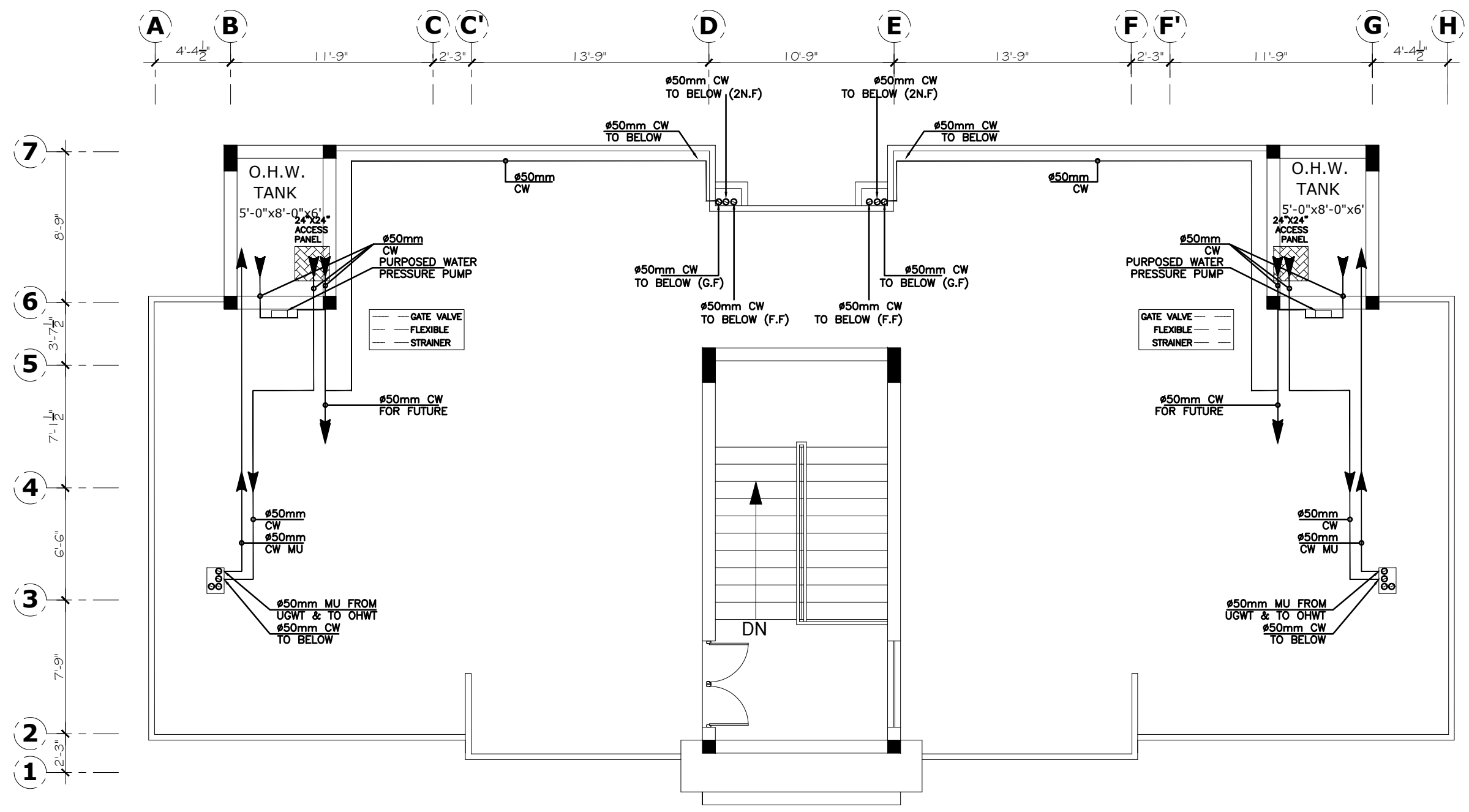
Drawing Title:-
WATER SUPPLY LAYOUT PLAN

Date:-09-12-2025

Drg.No : **P-09**



BAYAR ASSOCIATES
Architects, Engineers And
Planners
Plot No. 85 2ND FLOOR, MOBEE
PLAZA HAIDER ROAD , RAWALPINDI .
PH: 051-5110725, 051-5876126
MOBILE: 0301-5555375
E-MAIL: bayarassociates@yahoo.com



TOP FLOOR PLAN

Project Title:-
FACULTY RESIDENTIAL BLOCK

Client:-
G.I.K INSTITUTE, TOPI

REVISION		
S.NO	DATE	DESCRIPTION

Designed By:-
Bayar Khizar

Drawn By:-
Ehsan


Scale:-
As Shown

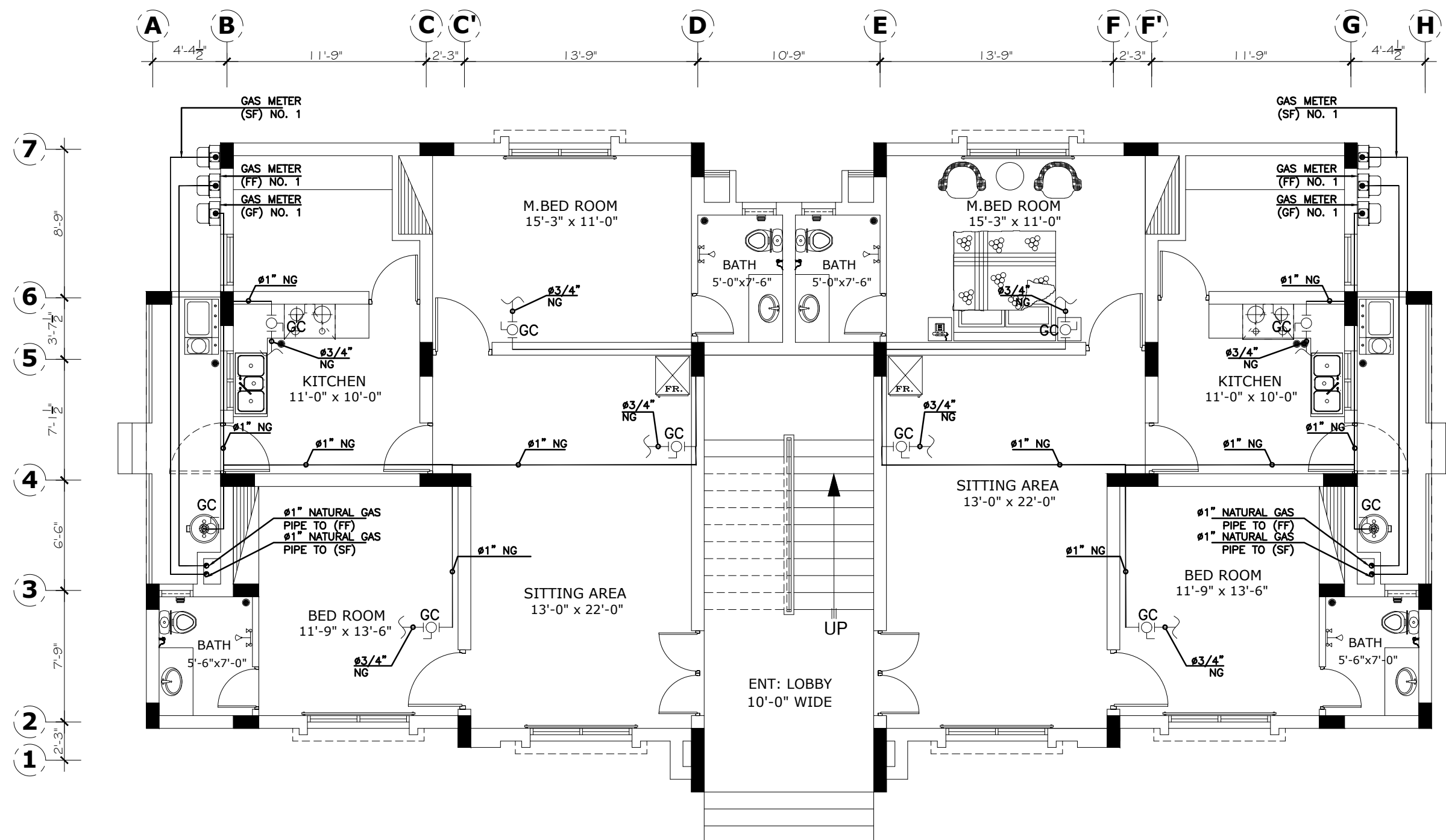
Drawing Title:-
WATER SUPPLY LAYOUT PLAN

Date:-09-12-2025

Drg.No : **P-10**

BAYAR ASSOCIATES
 Architects, Engineers And Planners
 OFF.NO 85 2ND FLOOR, MOBEE PLAZA HAIDER ROAD , RAWALPINDI .
 PH: 051-5110725, 051-5876126
 MOBILE: 0301-5555375
 E-MAIL: bayarassociates@yahoo.com



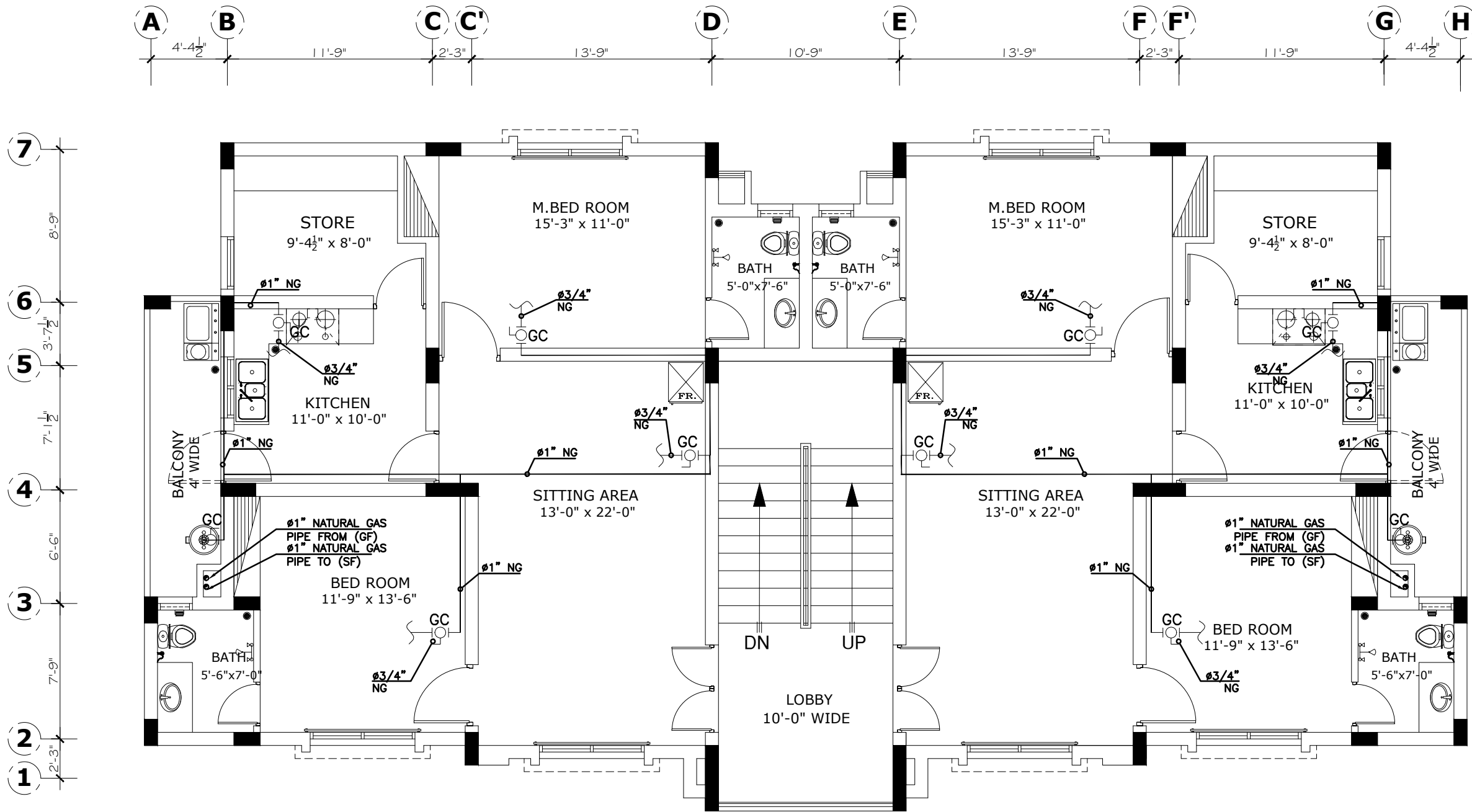


GROUND FLOOR PLAN


Project Title:- FACULTY RESIDENTIAL BLOCK	REVISION			Designed By:- Bayar Khizar	Drawing Title:- GAS LAYOUT PLAN
	S.NO	DATE	DESCRIPTION		
Client:- G.I.K INSTITUTE, TOPI				Drawn By:- Ehsan	Date:-09-12-2025
				Scale:- As Shown	Drg.No : P-11

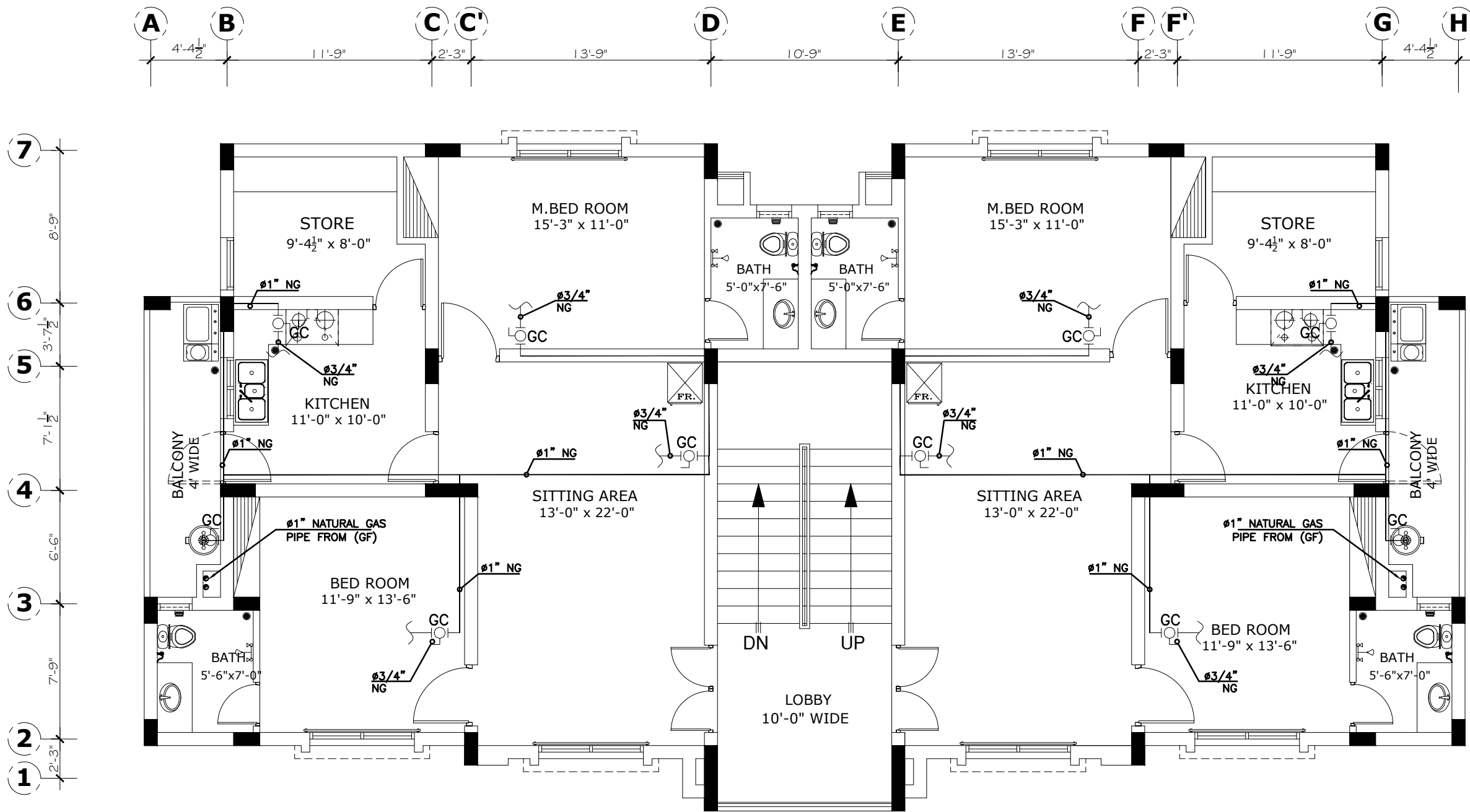


BAYAR ASSOCIATES
Architects, Engineers And
Planners
Plot No. 85 2ND FLOOR, MOBEE
PLAZA HAIDER ROAD , RAWALPINDI .
PH: 051-5110725, 051-5876126
MOBILE: 0301-5555375
E-MAIL: bayarassociates@yahoo.com



FIRST FLOOR PLAN

Project Title:- FACULTY RESIDENTIAL BLOCK	REVISION			Designed By:- Bayar Khizar	Drawing Title:- GAS LAYOUT PLAN
	S.NO	DATE	DESCRIPTION		
Client:- G.I.K INSTITUTE, TOPI				Drawn By:- Ehsan	Date:-09-12-2025
				Scale:- As Shown	 BAYAR ASSOCIATES Architects, Engineers And Planners Plot No. 85 2ND FLOOR, MOBEE PLAZA HAIDER ROAD , RAWALPINDI . PH: 051-5110725, 051-5876126 MOBILE: 0301-5555375 E-MAIL: bayarassociates@yahoo.com
				Drg.No : P-12	



SECOND FLOOR PLAN

Project Title:-
FACULTY RESIDENTIAL BLOCK

Client:-
G.I.K INSTITUTE, TOPI

REVISION		
S.NO	DATE	DESCRIPTION

Designed By:-
Bayar Khizar

Drawn By:-
Ehsan

Scale:-
As Shown

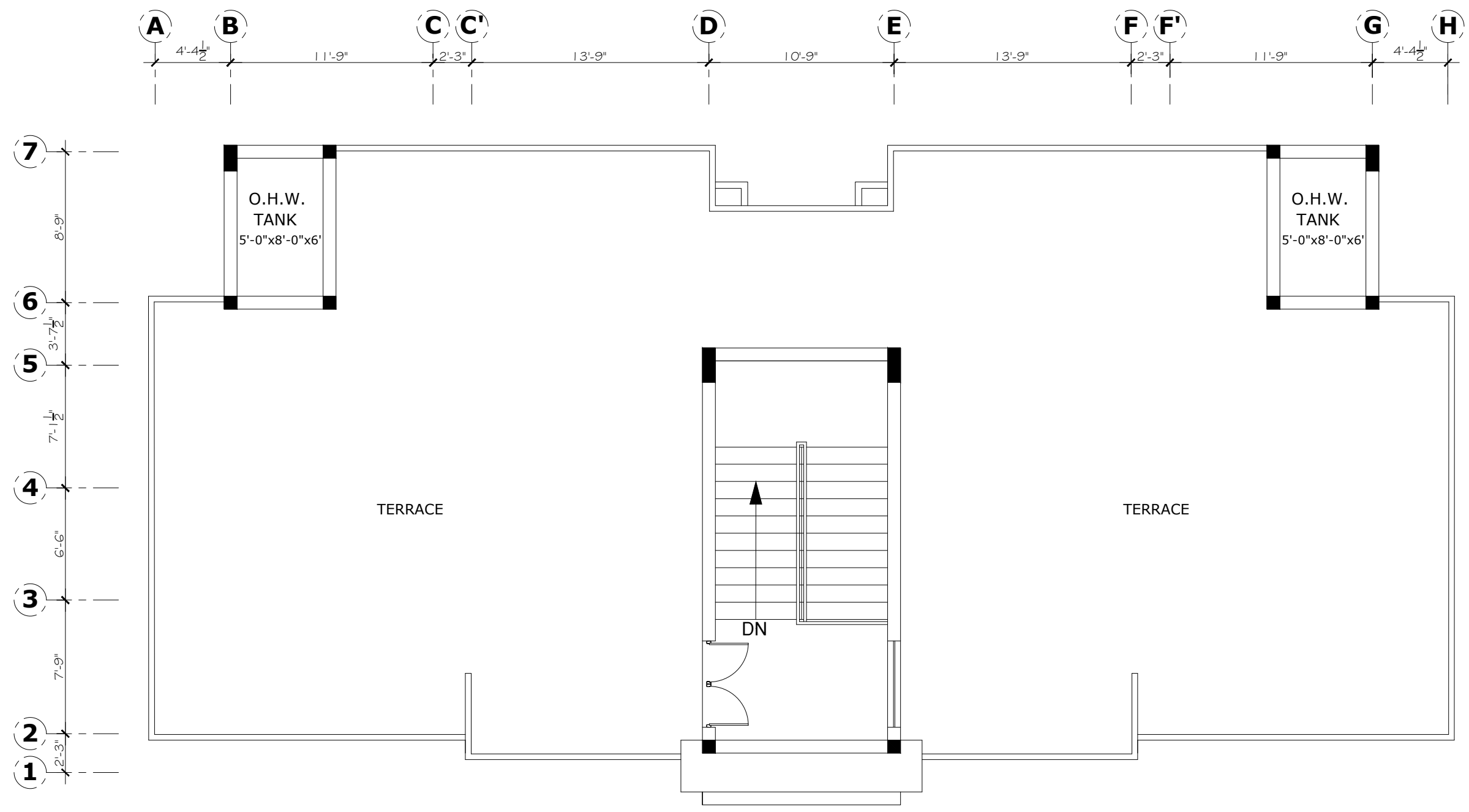
Drawing Title:-
GAS LAYOUT PLAN

Date:-09-12-2025

Drg.No : **P-13**



BAYAR ASSOCIATES
Architects, Engineers And
Planners
Plot No. 85 2ND FLOOR, MOBEE
PLAZA HAIDER ROAD , RAWALPINDI .
PH: 051-5110725, 051-5876126
MOBILE: 0301-5555375
E-MAIL: bayarassociates@yahoo.com



TOP FLOOR PLAN

Project Title:-
FACULTY RESIDENTIAL BLOCK

REVISION		
S.NO	DATE	DESCRIPTION

Designed By:-
Bayar Khizar

Drawn By:-
Ehsan

Scale:-
As Shown

Drawing Title:-
GAS LAYOUT PLAN

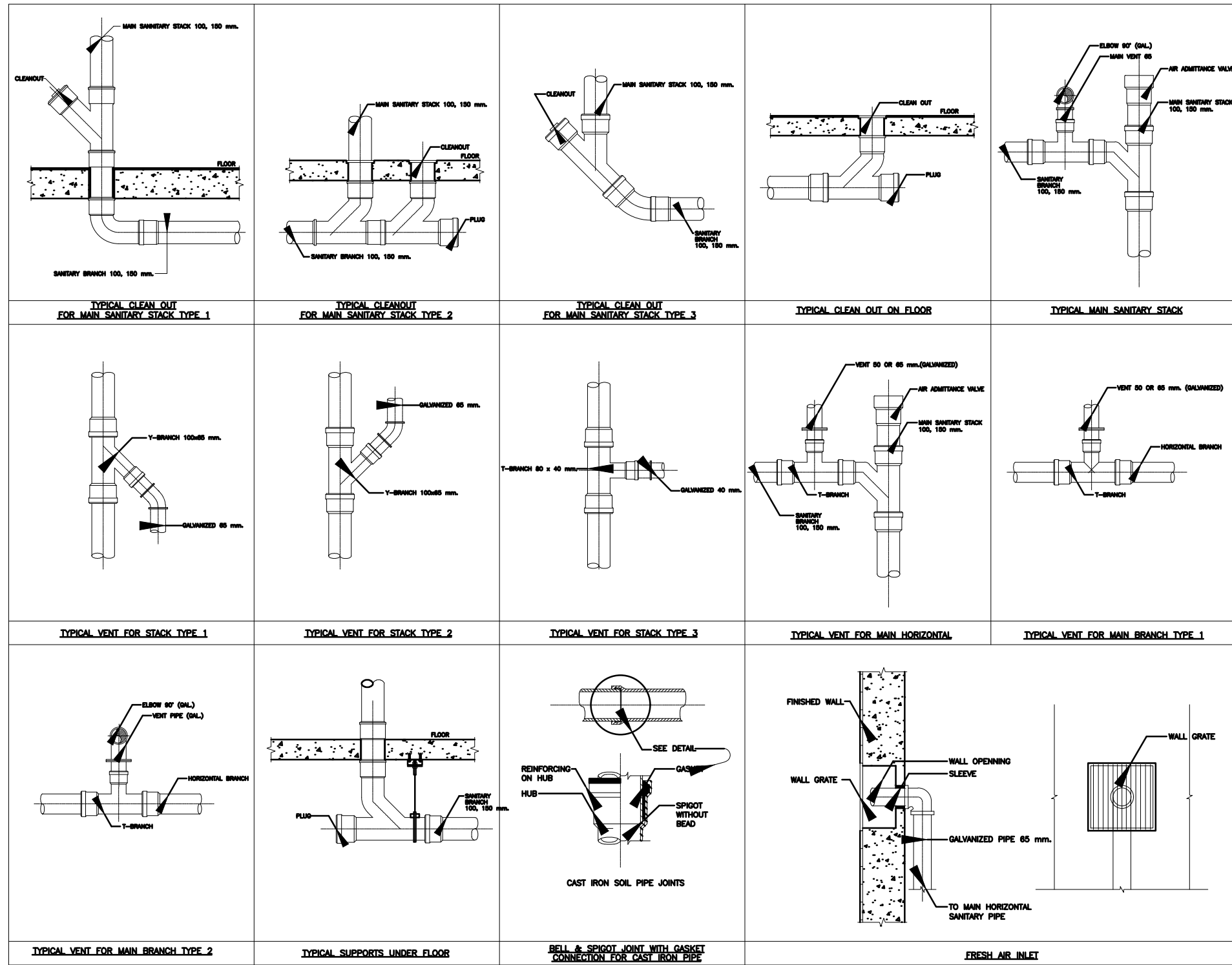
Client:-
G.I.K INSTITUTE, TOPI

Date:-09-12-2025

Drg.No : **P-14**



BAYAR ASSOCIATES
Architects, Engineers And Planners
Plot No. 85 2ND FLOOR, MOBEE PLAZA HAIDER ROAD , RAWALPINDI .
PH: 051-5110725, 051-5876126
MOBILE: 0301-5555375
E-MAIL: bayarassociates@yahoo.com



Project Title:-
FACULTY RESIDENTIAL BLOCK

Client:-
G.I.K INSTITUTE, TOPI

REVISION		
S.NO	DATE	DESCRIPTION

Designed By:-
Bayar Khizar

Drawn By:-
Ehsan

Scale:-
As Shown

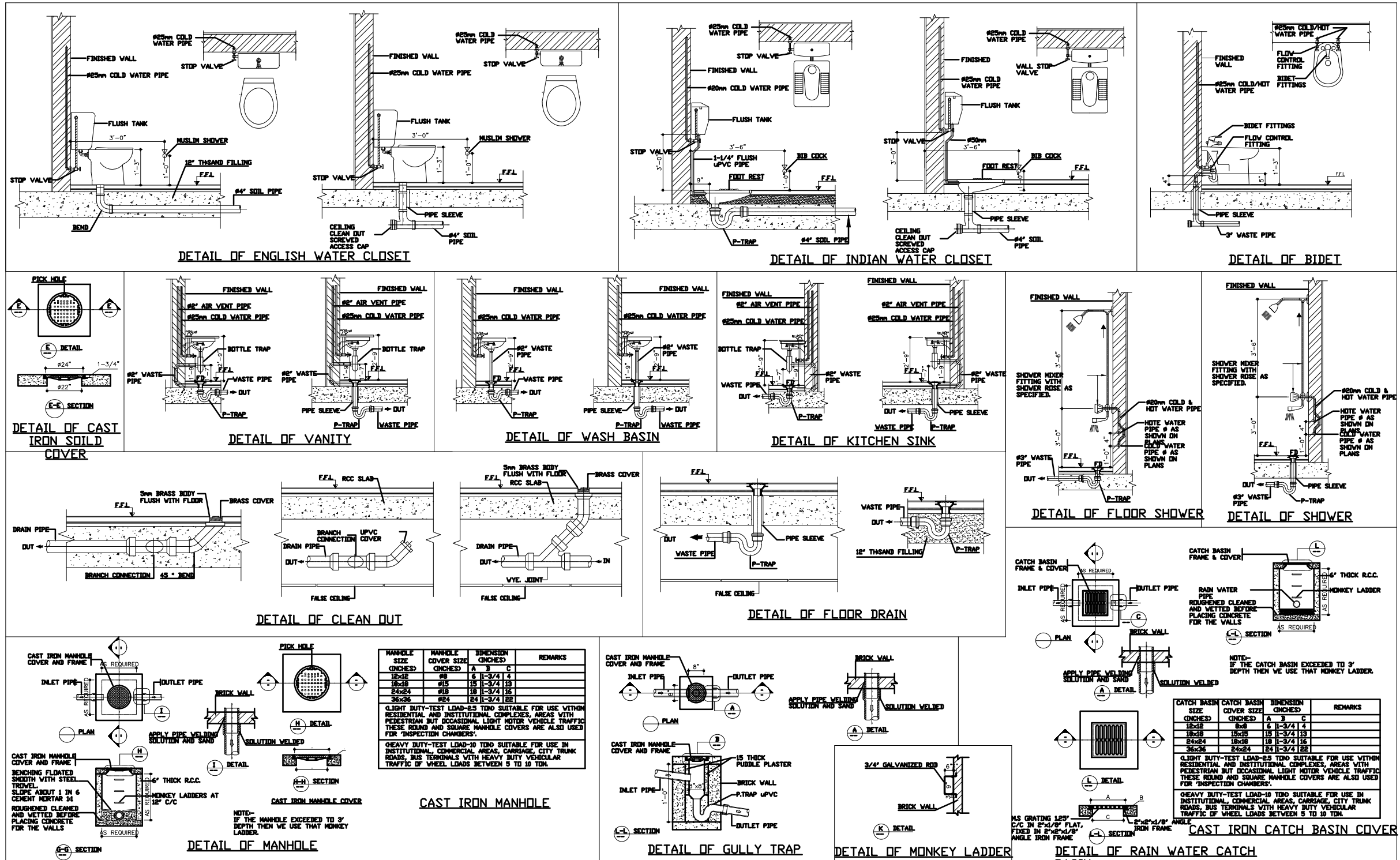
Drawing Title:-
DETAILS

Date:-09-12-2025

Drg.No : **P-15**



BAYAR ASSOCIATES
Architects, Engineers And Planners
Plot No. 85 2ND FLOOR, MOBEE PLAZA HAIDER ROAD , RAWALPINDI .
PH: 051-5110725, 051-5876126
MOBILE: 0301-5555375
E-MAIL: bayarassociates@yahoo.com



Project Title:-
FACULTY RESIDENTIAL BLOCK

REVISION		
S.NO	DATE	DESCRIPTION

Designed By:-
Bayar Khizar

Drawn By:-
Ehsan

Scale:-
As Shown

Drawing Title:-
DETAILS

Client:-
G.I.K INSTITUTE, TOPI

Date:-09-12-2025
Drg.No : **P-16**

BAYAR ASSOCIATES
Architects, Engineers And Planners
Plot No. 85 2ND FLOOR, MOBEE PLAZA HAIDER ROAD , RAWALPINDI .
PH: 051-5110725, 051-5876126
MOBILE: 0301-5555375
E-MAIL: bayarassociates@yahoo.com